



MAY WALKER, CONSTABLE
PRECINCT SEVEN
HARRIS COUNTY, TEXAS

MAIN OFFICE
5300 Griggs Road
Houston, Texas 77021
PHONE (713) 643-6602
FAX (713) 643-3401

Date: September 11, 2019

From: Sergeant Odell Haynes
Contract Sergeant, Field Operations
Harris County Constable's Office of Precinct "7"

To: Midtown Management District
Public Safety Committee & Midtown Management Board of Directors

Subject: August Monthly Productivity Analysis Report
Enclosure: **MPAR – August 2019**
Distribution: Executive Command Staff & Board of Directors & Management Company

The purpose of this "**Monthly Productivity Analysis Report**" (M.P.A.R.) is to provide the executive command staff with the appropriate data to analyze the productivity of assigned personnel and their shifts' activities to allow for the validation of individual and divisional performance evaluations. With regard to the specific contents of the report, there are 18 distinctive component parts of this report. These components are enumerated below:

- | | |
|--|---|
| 01. Patrol Activity Details | 10. Traffic Enforcement Report |
| 02. Patrol Activity Analytical Summary | 11. Trends & Percentages of Traffic |
| 03. Patrol Activity Percentages & Trends | 12. Citation & Warning Issuance Review |
| 04. Security Checks Report | 13. Call for Service Report (<i>C.F.S.</i>) |
| 05. Security Checks Percentages & Trends | 14. Trends & Percentages for <i>C.F.S.</i> |
| 06. Crisis Intervention Disposition Report | 15. Overtime Report (service at no Cost) |
| 07. Offense/Incident Generation Report | 16. Reserve Deputy Use (at no Cost) |
| 08. Criminal Arrest Types Report | 17. Incident Summarization |
| 09. Warrant Execution Report | 18. Hotspot Report Data Review |

A cursory analysis of the statistical data from this report should be demonstrative of the quality of performance of this agency in realizing the contractual obligations and the overall achievement of the goals and objectives of this Agency and the Contract Division.

1675 total miles were driven, and the shift responded to **641** total service calls and conducted **000** crash investigations. The shift issued **00** traffic citations, made **04** arrests and handled **011** enforcement service-related calls.

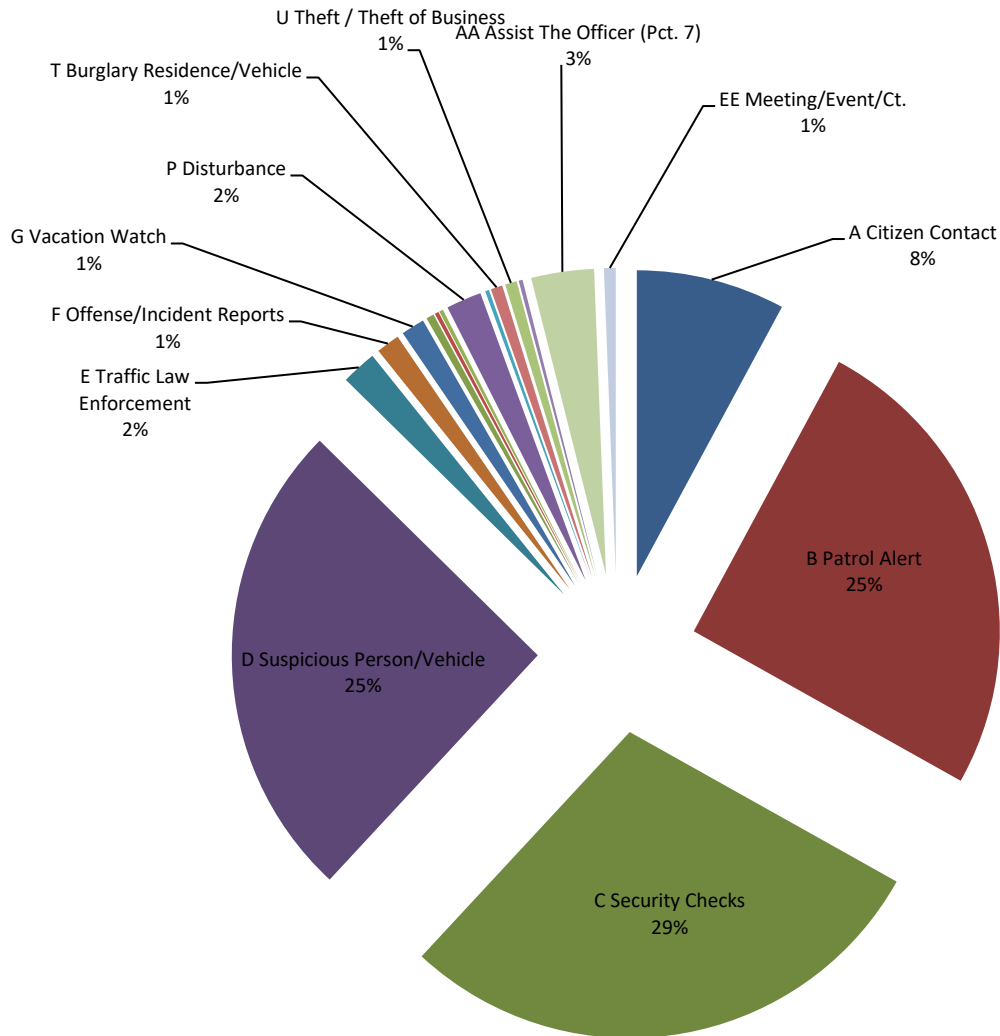
A. Patrol Activity Monthly Total:

0483

*	Patrol Activity Types	87S12	7S14	7S24	7S34	TOT	AVER	%
A	Citizen Contact	2	4	26	6	38	7.6	8%
B	Patrol Alert	13	26	0	83	122	24.4	25%
C	Security Checks	42	76	11	10	139	27.8	29%
D	Suspicious Person/Vehicle	41	47	33	2	123	24.6	25%
E	Traffic Law Enforcement	0	2	0	7	9	1.8	2%
F	Offense/Incident Reports	0	5	1	0	6	1.2	1%
G	Vacation Watch	0	0	0	6	6	1.2	1%
H	Open Door / Window	0	0	0	0	0	0.0	0%
I	Assist Contract Citizen	0	1	1	0	2	0.4	0%
J	Welfare Check / Med.	0	0	0	0	0	0.0	0%
K	Traffic Initiative	0	0	0	0	0	0.0	0%
L	Traffic Hazard	0	0	0	0	0	0.0	0%
M	Animal Humane	0	0	0	0	0	0.0	0%
N	Alarms	0	1	0	0	1	0.2	0%
O	Mental Cases (171)	1	0	0	0	1	0.2	0%
P	Disturbance	2	6	0	1	9	1.8	2%
Q	Criminal Investigation	0	1	0	0	1	0.2	0%
R	Follow-up Investigation	0	0	0	0	0	0.0	0%
S	Criminal Mischief	0	0	0	0	0	0.0	0%
T	Burglary Residence/Vehicle	0	1	2	0	3	0.6	1%
U	Theft / Theft of Business	1	1	1	0	3	0.6	1%
V	Citizen Assaulted	0	1	0	0	1	0.2	0%
W	Robbery of an Individual	0	0	0	0	0	0.0	0%
X	Trespass Warning	0	0	0	0	0	0.0	0%
Y	Major/Minor Crash	0	0	0	0	0	0.0	0%
Z	Child Custody Disputes	0	0	0	0	0	0.0	0%
AA	Assist The Officer (Pct. 7)	2	8	1	5	16	3.2	3%
BB	Runaway Missing Persons	0	0	0	0	0	0.0	0%
CC	Assisted LEA	0	0	0	0	0	0.0	0%
DD	Solicitors	0	0	0	0	0	0.0	0%
EE	Meeting/Event/Ct.	0	2	1	0	3	0.6	1%
0								
*	MONTH TOTALS	104	182	77	120	483	96.6	100%

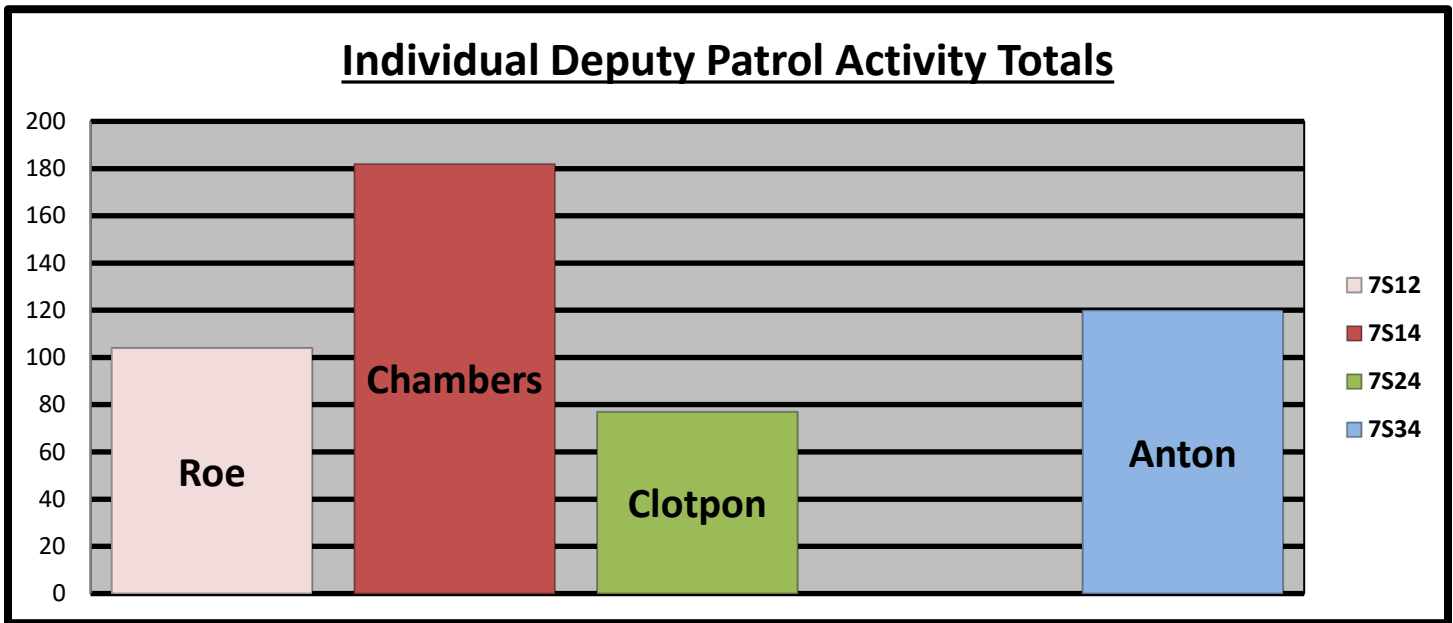
A1. Patrol Activity Percentage:

Percentage of Patrol Activity



- | | | | |
|-------------------------------|------------------------------|----------------------------------|--------------------------------|
| ■ A Citizen Contact | ■ B Patrol Alert | ■ C Security Checks | ■ D Suspicious Person/Vehicle |
| ■ E Traffic Law Enforcement | ■ F Offense/Incident Reports | ■ G Vacation Watch | ■ H Open Door / Window |
| ■ I Assist Contract Citizen | ■ J Welfare Check / Med. | ■ K Traffic Initiative | ■ L Traffic Hazard |
| ■ M Animal Humane | ■ N Alarms | ■ O Mental Cases (171) | ■ P Disturbance |
| ■ Q Criminal Investigation | ■ R Follow-up Investigation | ■ S Criminal Mischief | ■ T Burglary Residence/Vehicle |
| ■ U Theft / Theft of Business | ■ V Citizen Assaulted | ■ W Robbery of an Individual | ■ X Trespass Warning |
| ■ Y Major/Minor Crash | ■ Z Child Custody Disputes | ■ AA Assist The Officer (Pct. 7) | ■ BB Runaway Missing Persons |
| ■ CC Assisted LEA | ■ DD Solicitors | ■ EE Meeting/Event/Ct. | |

B. Patrol Activity by Midtown Management District Personnel:

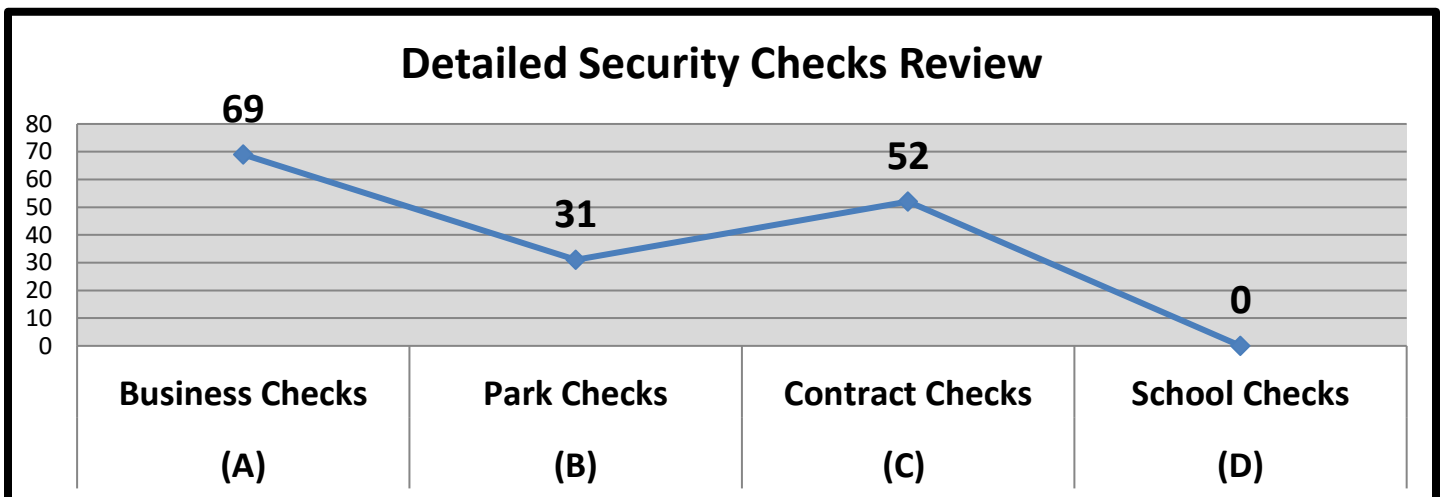


C. Security Checks Monthly Total:

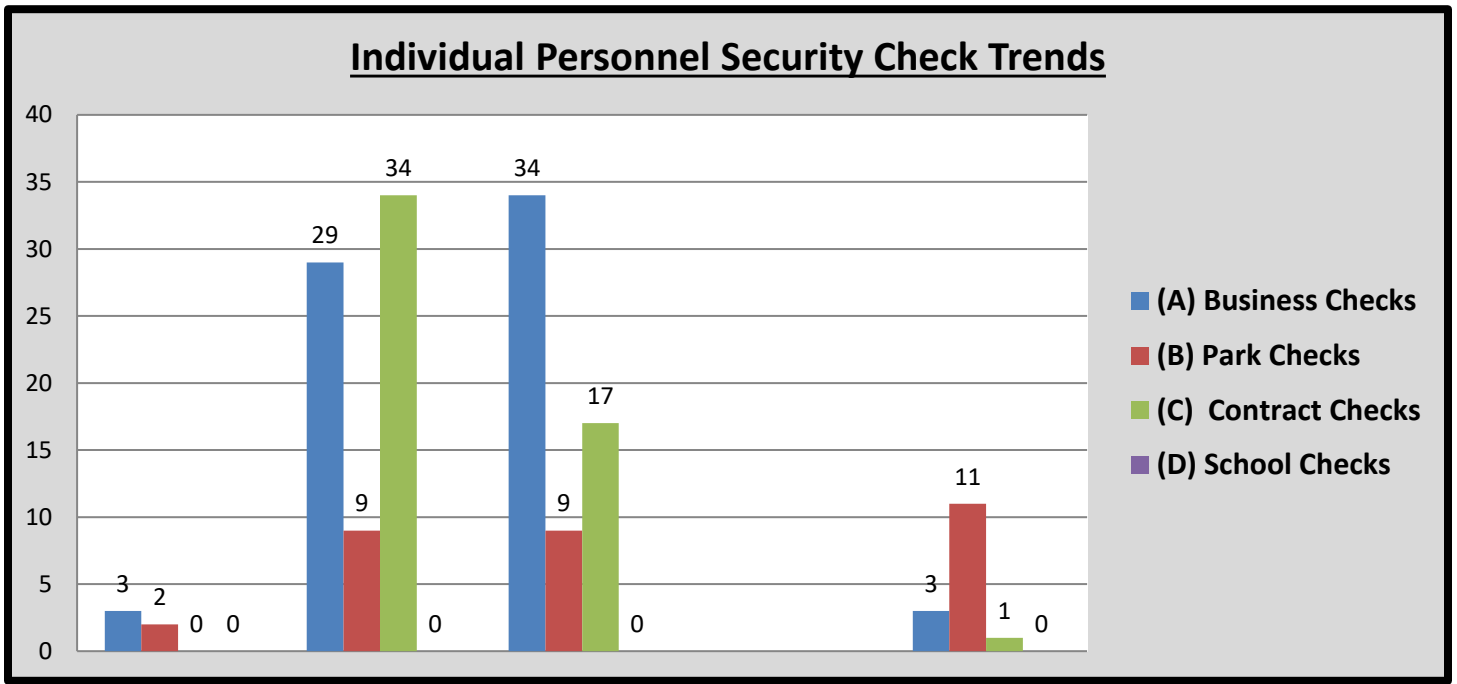
152

*	Security Checks	7S12	7S14	7S24	7S34	TOT	AVER	%
(A)	Business Checks	3	29	34	3	69	13.8	45%
(B)	Park Checks	2	9	9	11	31	6.2	20%
(C)	Contract Checks	0	34	17	1	52	10.4	34%
(D)	School Checks	0	0	0	0	0	0.0	0%
(E)	<i>Totals</i>	5	72	60	15	152	30.4	100%

D. Detailed Security Checks Monthly:



E. Individual Personnel Security Check Trends:



F. CIT/MHO Dispositions Monthly Total:

000

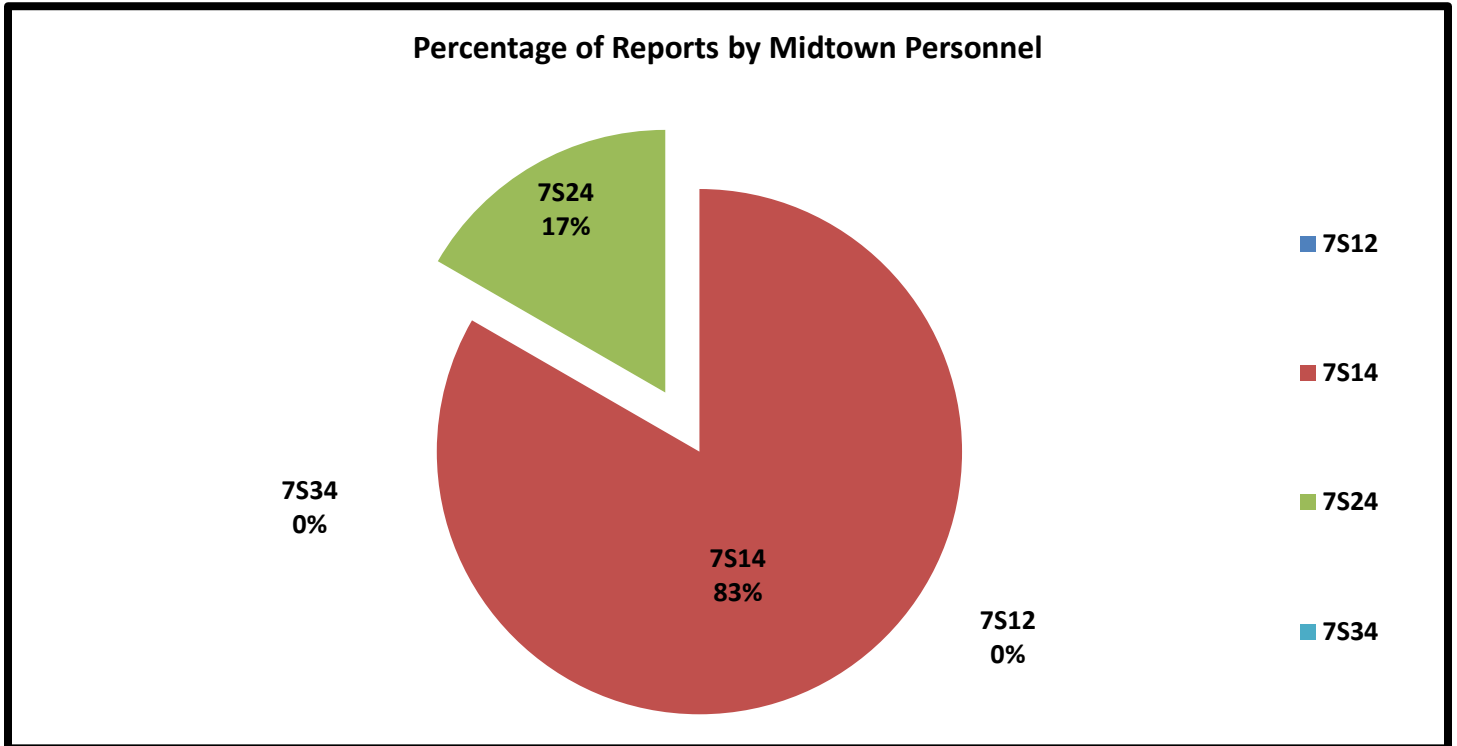
*	<i>C.I.T. Dispositions</i>	87S12	7S14	7S24	7S34	TOT	AVER	%
(A)	CIT/MHO Outside Referral	0	0	0	0	0	0.0	#DIV/0!
(B)	CIT/MHO Transport	0	0	0	0	0	0.0	#DIV/0!
(C)	CIT/MHO CIT Contact	0	0	0	0	0	0.0	#DIV/0!
(D)	CIT/MHO Arrest	0	0	0	0	0	0.0	#DIV/0!
(E)	<i>Totals</i>	0	0	0	0	0	0.0	#DIV/0!

G. Offense/Incident Reports Monthly Total:

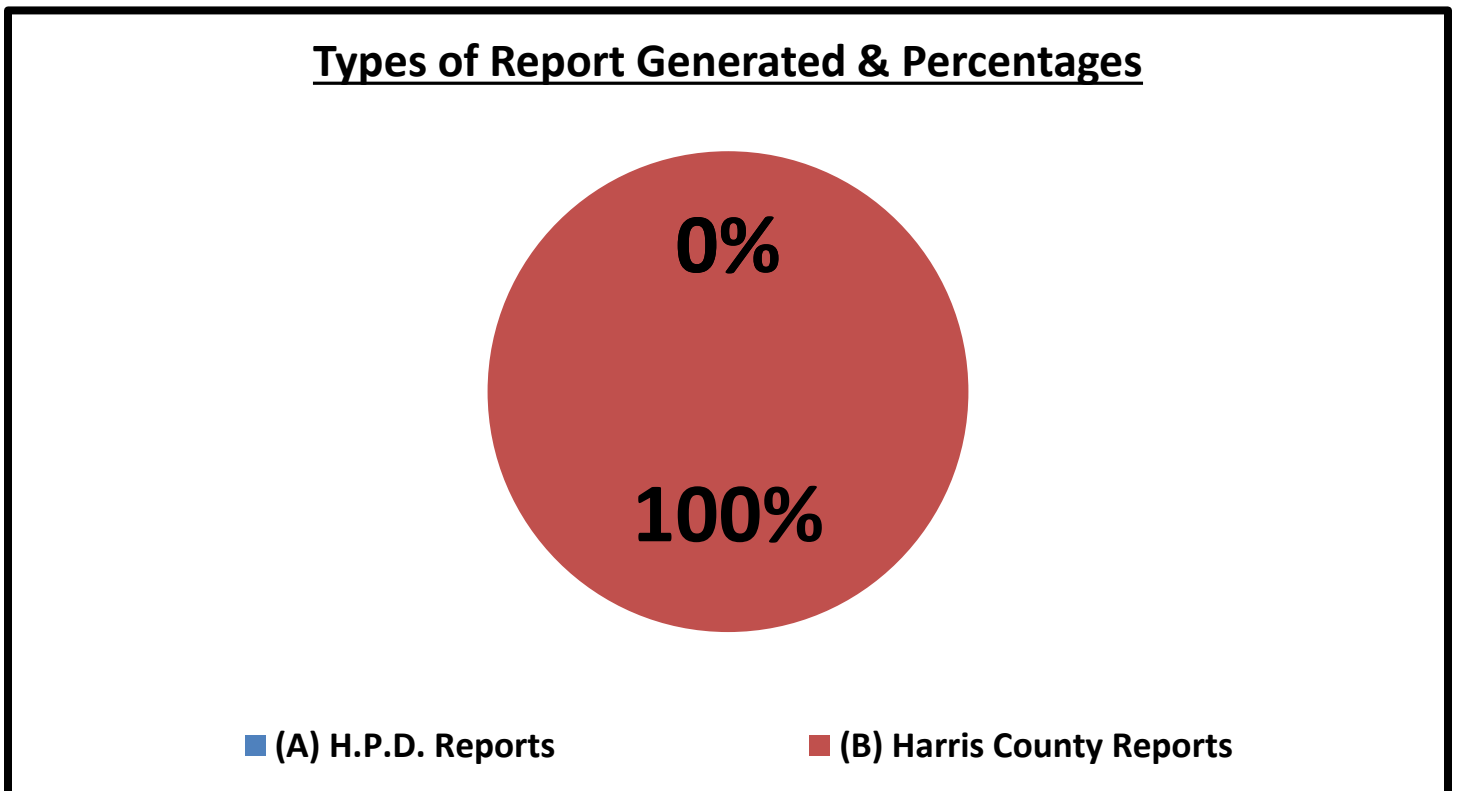
006

*	<i>Offense/Incident Reports</i>	87S12	7S14	7S24	7S34	TOT	AVER	%
(A)	H.P.D. Reports	0	0	0	0	0	0.0	0%
(B)	Harris County Reports	0	5	1	0	6	1.2	100%
(C)	Crash Investigation Reports	0	0	0	0	0	0.0	0%
(D)	<i>Totals</i>	0	5	1	0	6	1.2	100%

H. Report Generation Percentages:



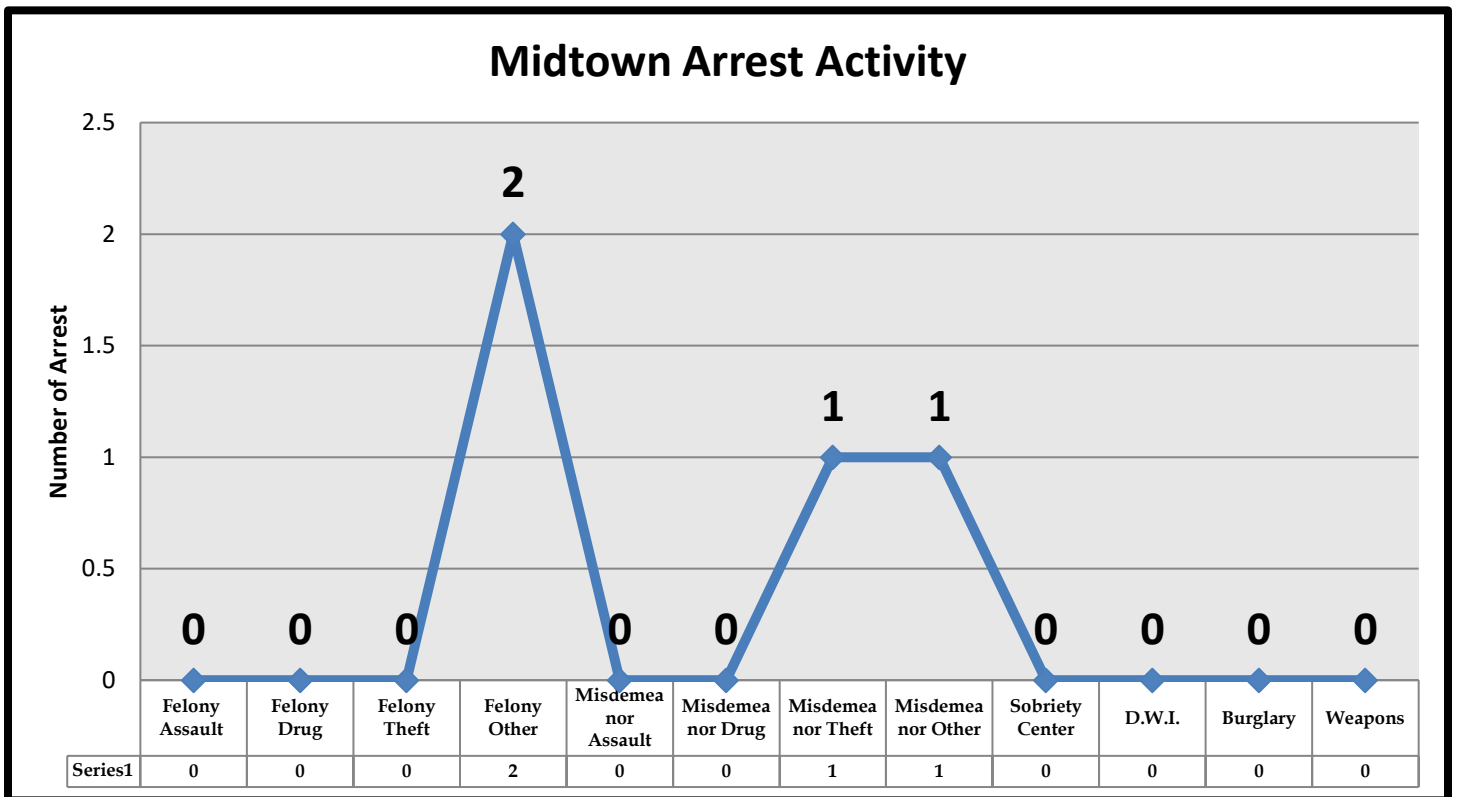
I. Percentages:



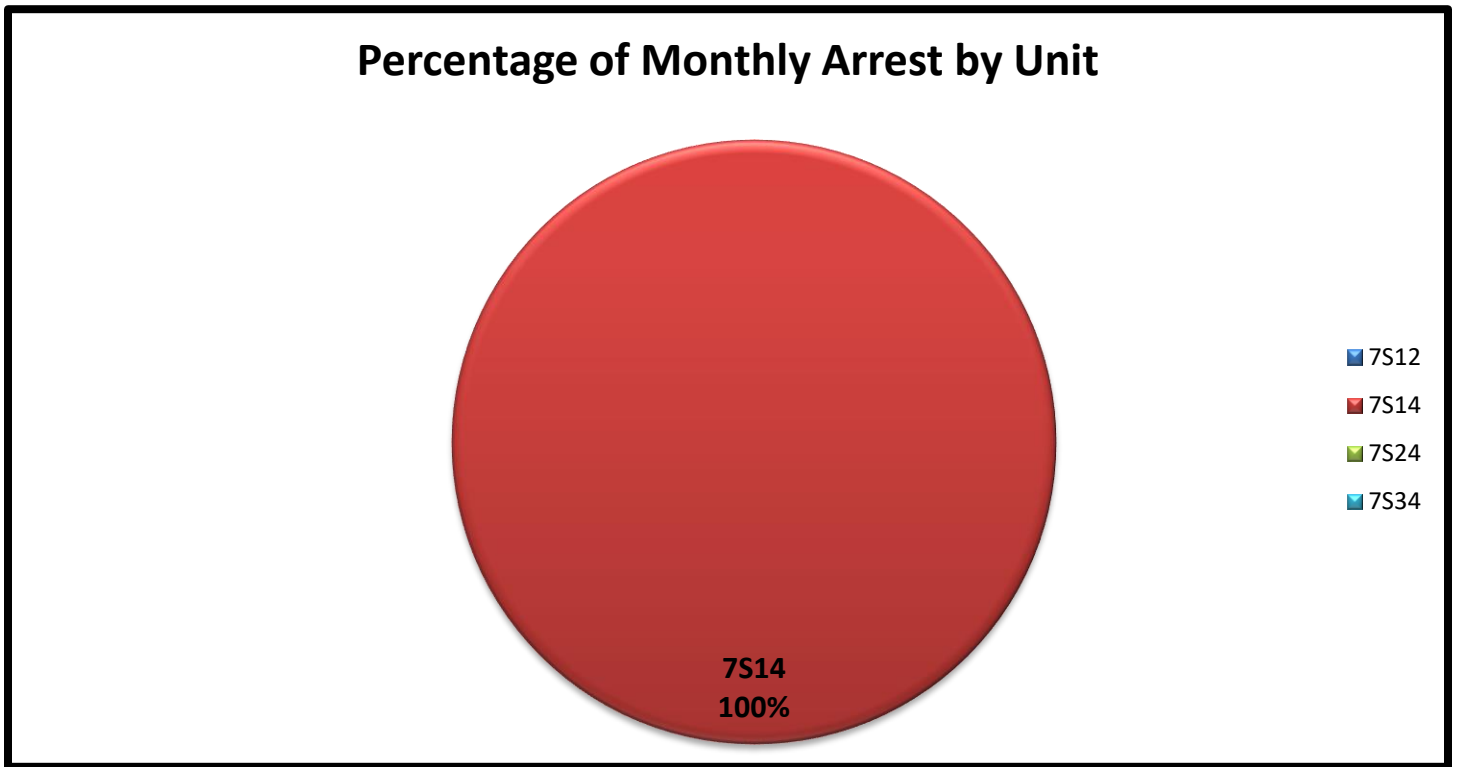
J. Types of Criminal Arrests Monthly Total:

*	Types of Criminal Arrests	87S12	7S14	7S24	7S34	TOT	AVER	%
A	Felony Assault	0	0	0	0	0	0.0	0%
B	Felony Drug	0	0	0	0	0	0.0	0%
C	Felony Theft	0	0	0	0	0	0.0	0%
D	Felony Other	0	2	0	0	2	0.4	50%
E	Misdemeanor Assault	0	0	0	0	0	0.0	0%
F	Misdemeanor Drug	0	0	0	0	0	0.0	0%
G	Misdemeanor Theft	0	1	0	0	1	0.2	25%
H	Misdemeanor Other	0	1	0	0	1	0.2	25%
I	Sobriety Center	0	0	0	0	0	0.0	0%
J	D.W.I.	0	0	0	0	0	0.0	0%
K	Burglary	0	0	0	0	0	0.0	0%
L	Weapons	0	0	0	0	0	0.0	0%
M	<i>Totals</i>	0	4	0	0	4	0.8	100%

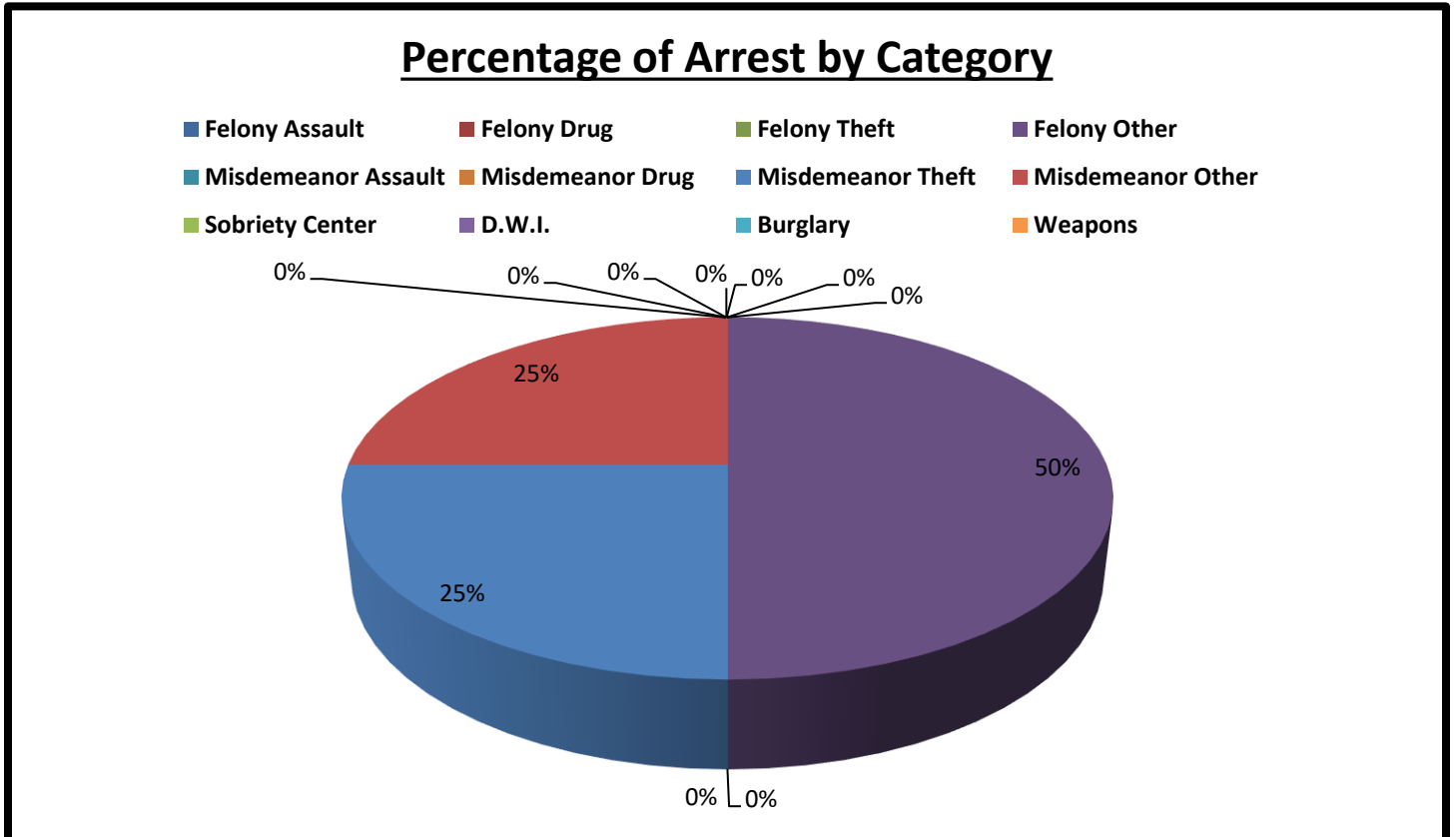
K. Types of Criminal Arrests Monthly Total:



L. Types of Criminal Arrests Monthly Total:



M. Types of Criminal Arrests Monthly Total:



N. Executed Warrant Monthly Total:

003

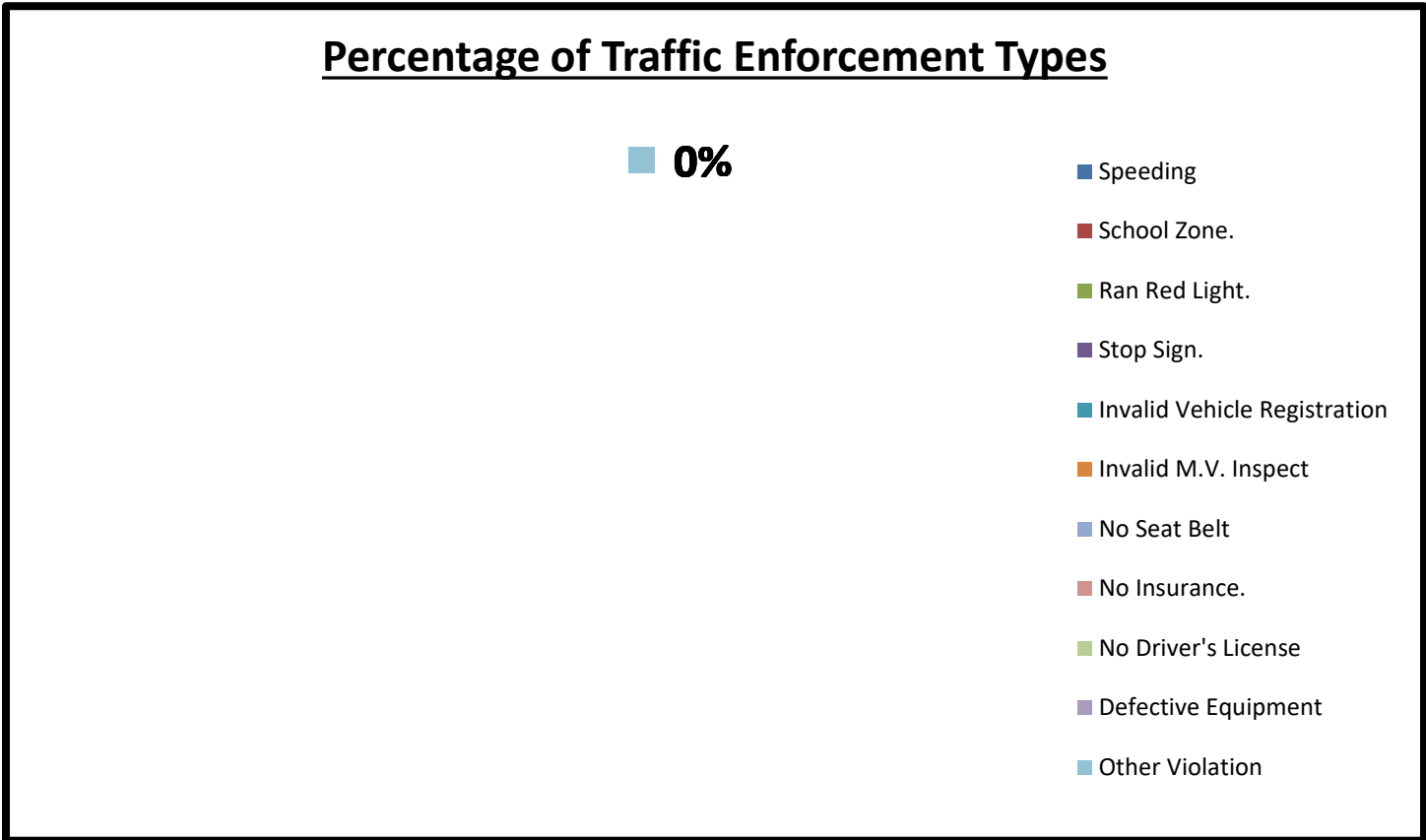
*	Executed Warrants	87S12	7S14	7S24	7S34	TOT	AVER	%
(A)	Felony Warrants	0	2	0	0	2	0.4	67%
(B)	Misdemeanor Warrants	0	1	0	0	1	0.2	33%
(C)	Totals	0	3	0	0	3	0.6	100%

O. Traffic Law Enforcement Total:

007

*	Traffic Enforcement	7S12	7S14	7S24	7S34	TOT	AVER	%
A	Speeding	0	0	0	0	0	0.0	#DIV/0!
B	School Zone.	0	0	0	0	0	0.0	#DIV/0!
C	Ran Red Light.	0	0	0	0	0	0.0	#DIV/0!
D	Stop Sign.	0	0	0	0	0	0.0	#DIV/0!
E	Invalid Vehicle Registration	0	0	0	0	0	0.0	#DIV/0!
F	Invalid M.V. Inspect	0	0	0	0	0	0.0	#DIV/0!
G	No Seat Belt	0	0	0	0	0	0.0	#DIV/0!
H	No Insurance.	0	0	0	0	0	0.0	#DIV/0!
I	No Driver's License	0	0	0	0	0	0.0	#DIV/0!
J	Defective Equipment	0	0	0	0	0	0.0	#DIV/0!
K	Other Violation	0	0	0	0	0	0.0	#DIV/0!
L	Written Warnings	0	0	0	0	0	0.0	0%
M	Verbal Warning	0	0	0	7	7	1.4	100%
N	Citation	0	0	0	0	0	0.0	0%
O	Total Violations	0	0	0	7	7	1.4	100%

P. Traffic Law Enforcement Total:



Q. Citations vs. Warnings Monthly Total:

007

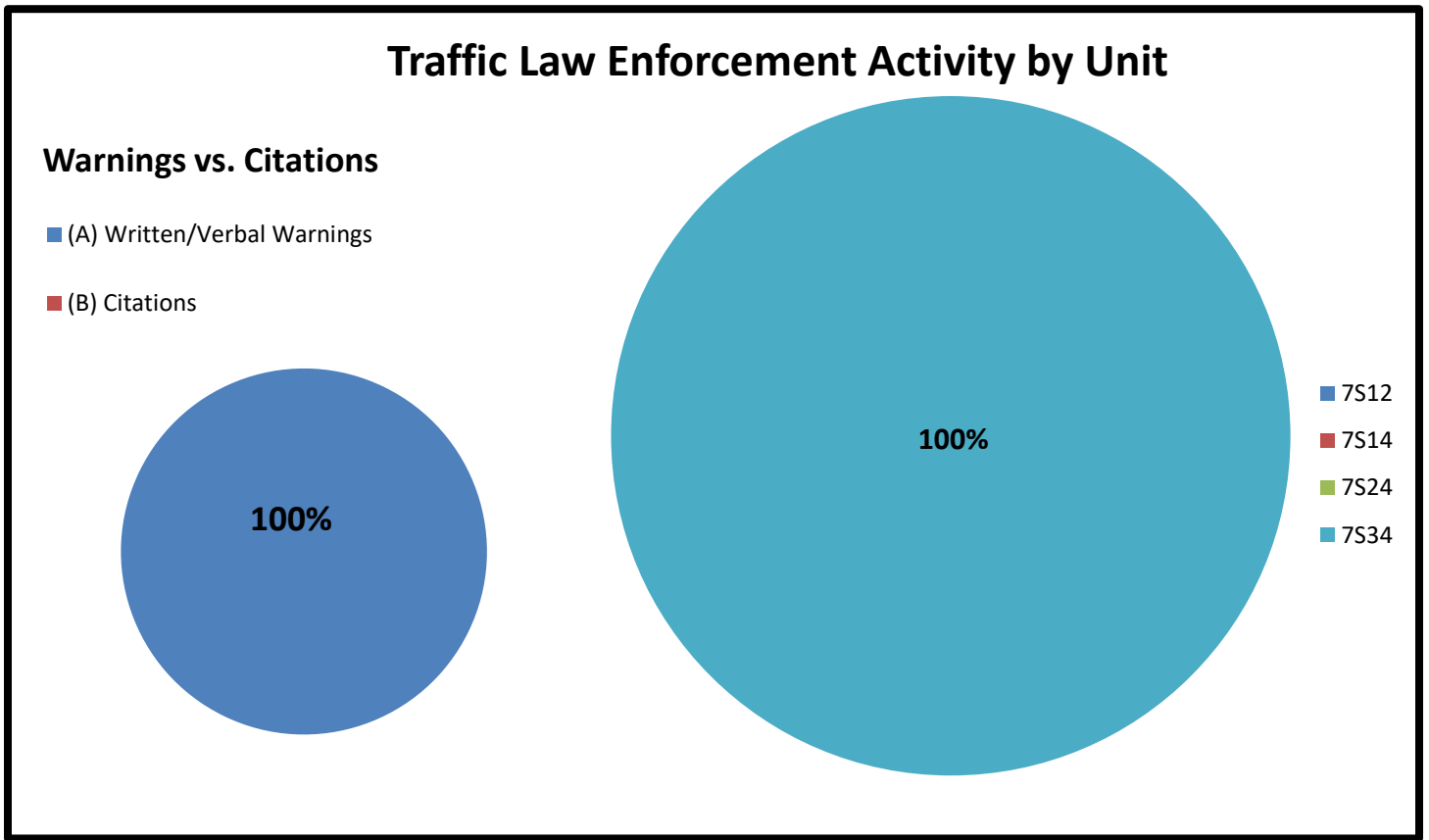
*	<i>Warnings vs. Citations</i>	7S12	7S14	7S24	7S34		TOT	AVER	%
(A)	Written/Verbal Warnings	0	0	0	7		7	1.4	100%
(B)	Citations	0	0	0	0		0	0.0	0%
(C)	<i>Totals</i>	0	0	0	7		7	1.4	100%

R. Sources of Calls for Service Monthly Total:

0477

<i>Sources of Calls for Service</i>	7S12	7S14	7S24	7S34		TOT	AVER	%
On View	0	0	10	0		10	2.0	2%
Dispatched	10	49	16	5		80	16.0	17%
Self-Initiated	94	128	50	115		387	77.4	81%
<i>Totals</i>	104	177	76	120		477	95.4	100%

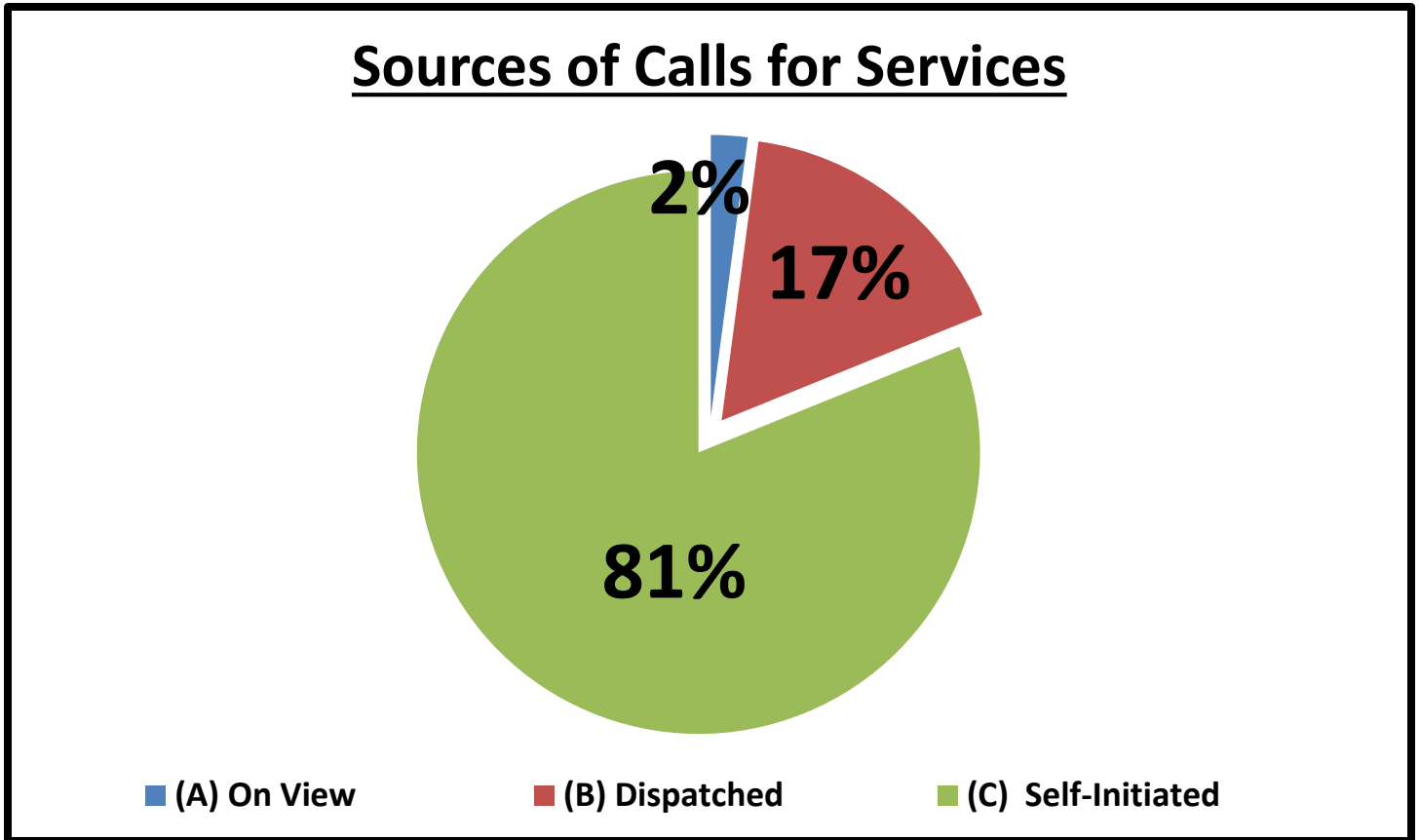
S. Traffic Law Enforcement Activity Percentages:



T. Sources of Calls for Service Percentages:

*	<i>Sources of Calls for Service</i>	87S12	7S14	7S24	7S34	TOT
(A)	On View	0%	0%	13%	0%	2%
(B)	Dispatched	10%	28%	21%	4%	17%
(C)	Self-Initiated	90%	72%	66%	96%	81%
(D)	<i>Totals</i>	100%	100%	100%	100%	100%

U. Sources of Calls for Service Percentages:



V. Free Reserve Personnel Time Utilized in Contract Monthly Total: 000

*	Free Reserve Personnel Time	87S12	7S14	7S24	7S34		TOT	AVER	%
(A)	Totals	0	0	0	0		0	0.0	#DIV/0!

W. Mileage Total:

1675

*	Mileage	87S12	7S14	7S24	7S34		TOT	AVER	%
(A)	Totals	300	382	394	599		1675	335.0	347%

X. Incident Summaries:

01.	AUGUST 05, 2019	1100 HOURS	BURGLARY MOTOR VEHICLE	DEPUTY A. CHAMBERS
	DAYSHIFT:	3201 LOUISIANA	MIDTOWN	“M”
			HC:	1908-00022
<p>On August 05, 2019, a Monday, at approximately 1155 hours, while on patrol in the “Midtown Contract”, Deputy A. Chambers was performing routine patrol and law enforcement services when I (Deputy A. Chambers) was dispatched to a call in regards to a burglary of vehicle at 3201 Louisiana at the 24 Hour Fitness parking garage. Latent fingerprints were lifted and documented. I generated a case number and gathered all pertinent information in regard to this case. The patrol activity type is “PAT=CC”.</p>				

02.	AUGUST 05, 2019	1300 HOURS	THEFT	DEPUTY A. CHAMBERS
	DAYSHIFT:	2303 LOUISIANA	MIDTOWN	“M”
			HC:	1908-00024
<p>On August 05, 2019, a Monday, at approximately 1353 hours, while on patrol in the “Midtown Contract”, Deputy A. Chambers was performing routine patrol and law enforcement services when I (Deputy A. Chambers) was dispatched to 2303 Louisiana in reference to a Theft. I arrived on scene and spoke with the Complainant who stated there was a known individual on the property who just stole a package for the residence door. The suspect was apprehended on the scene and place under arrest for theft and transported to the Joint Processing Center (JPC). The patrol activity type is “PAT=U”.</p>				

03.	AUGUST 06, 2019	1600 HOURS	WARRANT ARREST	DEPUTY A. CHAMBERS
	DAYSHIFT:	2303 LOUISIANA	MIDTOWN	“M”
			HC:	1908-00057
<p>On August 06, 2019, a Tuesday, at approximately 1620 hours, while on patrol in the “Midtown Contract”, Deputy A. Chambers was performing routine patrol and law enforcement services when I (Deputy A. Chambers) was conducting a routine patrol alert of the area on Main Street. I arrived on location and observed 4 individuals on the corner of Main and Gray sitting and sleeping on the sidewalk and partaking in drug activities. One subjects had confirmed warrants. Subject was place in custody for the warrants. The subject was transported to the Joint Processing Center (JPC) where they were booked and processed without incident. The patrol activity type is “PAT=D”.</p>				

04.	AUGUST 16, 2019	1100 HOURS	WARRANT ARREST	DEPUTY A. CHAMBERS
	DAYSHIFT:	4201 SAN JACINTO	MIDTOWN	“M”
			HC:	1908-00114
<p>On August 16, 2019, a Friday, at approximately 1128 hours, while on patrol in the “Midtown Contract”, Deputy A. Chambers was performing routine patrol and law enforcement services when I (Deputy A. Chambers) was dispatched to 4201 San Jacinto in reference to several males smoking and drinking alcohol on the property. Deputies arrived on the scene. I observed nine individuals sitting on the brick right off the sidewalk. One subjects had confirmed warrants. Subject was place in custody for the warrants. The subject was transported to the Joint Processing Center (JPC), where they were booked and processed without incident. The patrol activity type is “PAT=D”.</p>				

05.	AUGUST 27, 2019	1400 HOURS	WARRANT ARREST	DEPUTY A. CHAMBERS
	DAYSHIFT:	4201 SAN JACINTO	MIDTOWN	“M”
			HC:	1908-00201
<p>On August 27, 2019, a Tuesday, at approximately 1450 hours, while on patrol in the “Midtown Contract”, Deputy A. Chambers was performing routine patrol and law enforcement services when I (Deputy A. Chambers) was dispatched to the intersection of Stuart and San Jacinto in reference to a follow up. Upon arrival Deputy Nowlin spoke with the complainant who stated he was assault a couple of days ago and that the subject was sitting on the corner of the street. One subjects had confirmed warrants. Subject was place in custody for the warrants. The subject was transported to the Joint Processing Center (JPC), where they were booked and processed without incident. The patrol activity type is “PAT=R/V”.</p>				

06.	AUGUST 29, 2019	2200 HOURS	BURGLARY MOTOR VEHICLE		DEPUTY A. CLOPTON	
	EVENINGSHIFT:	2000 OAKDALE	MIDTOWN	"M"	HPD:	1124948-19
	<p>On August 29, 2019, a Thursday, at approximately 2247 hours, while on patrol in the "Midtown Contract", Deputy A. Clopton was performing routine patrol and law enforcement services when I (Deputy A. Clopton) was flagged down by citizen for burglary of motor vehicle. A report was generated. The patrol activity type is "PAT=CC".</p>					

Sergeant Odell Haynes

Sergeant Odell Haynes
Contract Sergeant, Field Operations
Harris County Constable's Office of Precinct "7"
713-643-6602 OR 832-788-1013