



MAY WALKER, CONSTABLE
PRECINCT SEVEN
HARRIS COUNTY, TEXAS

MAIN OFFICE
5300 Griggs Road
Houston, Texas 77021
PHONE (713) 643-6602
FAX (713) 643-3401

Date: September 17, 2019

From: Sergeant Ashton Johnson-Hall
Neighborhood Patrol Division, First Line Supervisor
Harris County Constable's Office of Precinct "7"

To: Property Owners Association
Board of Directors & Management Company

Subject: August Monthly Productivity Analysis Report
Enclosure: **MPAR – August 2019**
Distribution: Executive Command Staff & Board of Directors & Management Company

The purpose of this "**Monthly Productivity Analysis Report**" (M.P.A.R.) is to provide the executive command staff with the appropriate data to analyze the productivity of assigned personnel and their shifts' activities to allow for the validation of individual and divisional performance evaluations. With regard to the specific contents of the report, there are 18 distinctive component parts of this report. These components are enumerated below:

- | | |
|--|---|
| 01. Patrol Activity Details | 10. Traffic Enforcement Report |
| 02. Patrol Activity Analytical Summary | 11. Trends & Percentages of Traffic |
| 03. Patrol Activity Percentages & Trends | 12. Citation & Warning Issuance Review |
| 04. Security Checks Report | 13. Call for Service Report (<i>C.F.S.</i>) |
| 05. Security Checks Percentages & Trends | 14. Trends & Percentages for <i>C.F.S.</i> |
| 06. Crisis Intervention Disposition Report | 15. Overtime Report (service at no Cost) |
| 07. Offense/Incident Generation Report | 16. Reserve Deputy Use (at no Cost) |
| 08. Criminal Arrest Types Report | 17. Incident Summarization |
| 09. Warrant Execution Report | 18. Hotspot Report Data Review |

A cursory analysis of the statistical data from this report should be demonstrative of the quality of performance of this agency in realizing the contractual obligations and the overall achievement of the goals and objectives of this Agency and the Contract Division.

3144 total miles were driven and the shift responded to **888** total service calls and conducted **000** crash investigations. The shift issued **000** traffic citations, made **00** arrest and handled **022** enforcement service related calls.

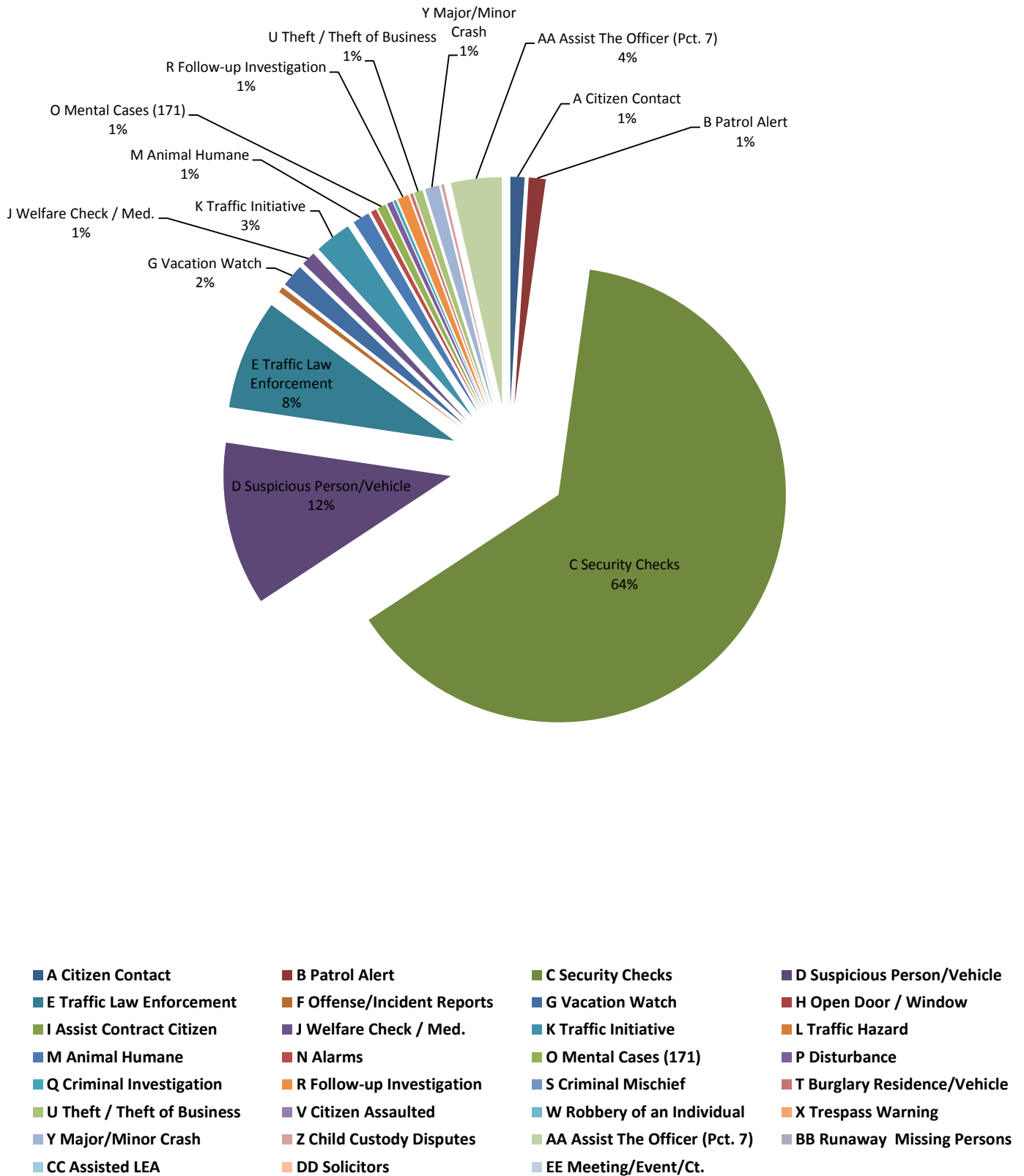
A. Patrol Activity Monthly Total:

0499

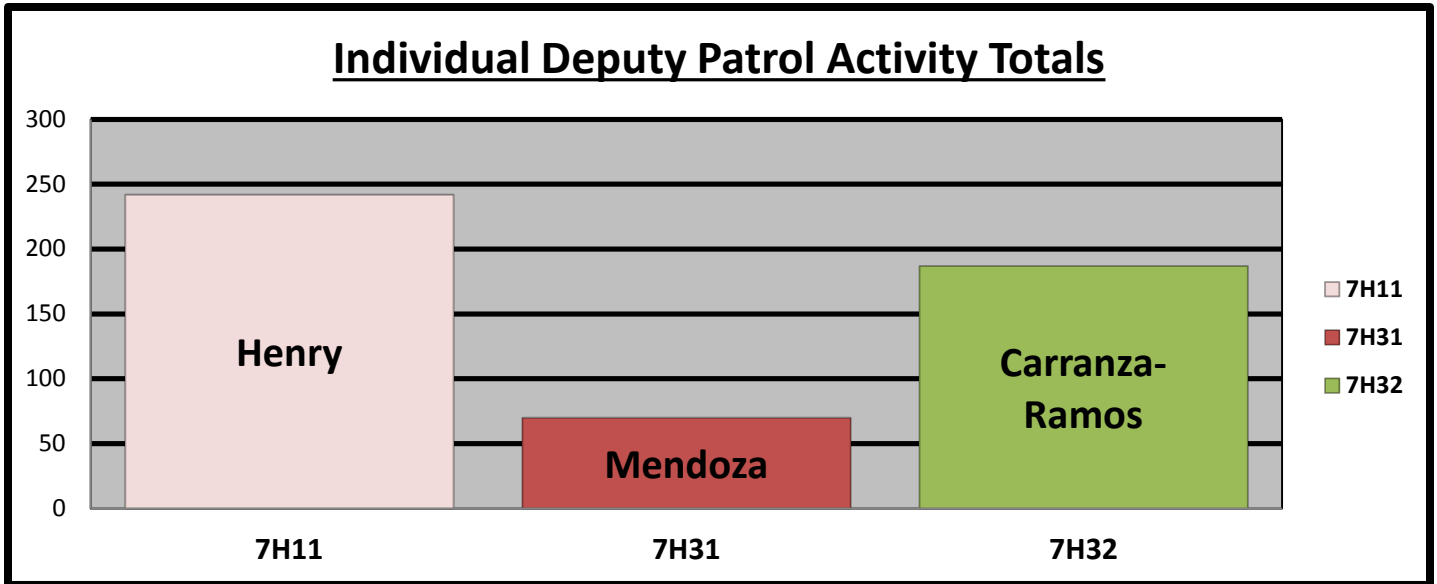
*	Patrol Activity Types	7H11	7H31	7H32	TOT	AVER	%
A	Citizen Contact	2	2	1	5	1.7	1%
B	Patrol Alert	1	3	2	6	2.0	1%
C	Security Checks	129	28	160	317	105.7	64%
D	Suspicious Person/Vehicle	50	2	6	58	19.3	12%
E	Traffic Law Enforcement	20	8	11	39	13.0	8%
F	Offense/Incident Reports	2	0	0	2	0.7	0%
G	Vacation Watch	6	0	2	8	2.7	2%
H	Open Door / Window	0	0	0	0	0.0	0%
I	Assist Contract Citizen	0	0	0	0	0.0	0%
J	Welfare Check / Med.	4	1	0	5	1.7	1%
K	Traffic Initiative	13	0	0	13	4.3	3%
L	Traffic Hazard	0	0	0	0	0.0	0%
M	Animal Humane	5	1	0	6	2.0	1%
N	Alarms	0	1	1	2	0.7	0%
O	Mental Cases (171)	3	0	0	3	1.0	1%
P	Disturbance	0	2	0	2	0.7	0%
Q	Criminal Investigation	0	0	1	1	0.3	0%
R	Follow-up Investigation	0	4	0	4	1.3	1%
S	Criminal Mischief	0	0	0	0	0.0	0%
T	Burglary Residence/Vehicle	1	0	0	1	0.3	0%
U	Theft / Theft of Business	3	0	0	3	1.0	1%
V	Citizen Assaulted	0	0	0	0	0.0	0%
W	Robbery of an Individual	0	0	0	0	0.0	0%
X	Trespass Warning	0	0	0	0	0.0	0%
Y	Major/Minor Crash	2	3	0	5	1.7	1%
Z	Child Custody Disputes	0	1	0	1	0.3	0%
AA	Assist The Officer (Pct. 7)	1	14	3	18	6.0	4%
BB	Runaway Missing Persons	0	0	0	0	0.0	0%
CC	Assisted LEA	0	0	0	0	0.0	0%
DD	Solicitors	0	0	0	0	0.0	0%
EE	Meeting/Event/Ct.	0	0	0	0	0.0	0%
*	MONTH TOTALS	242	70	187	499	166.3	100%

A1. Patrol Activity Percentage:

Percentage of Patrol Activity



B. Patrol Activity by City Park Personnel:

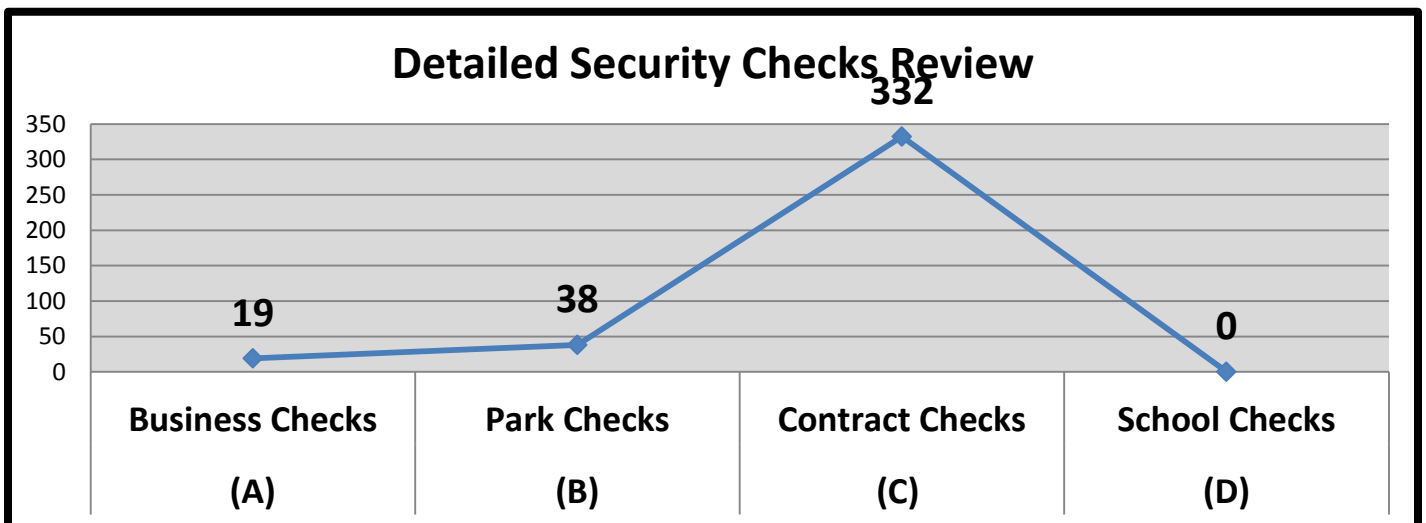


C. Security Checks Monthly Total:

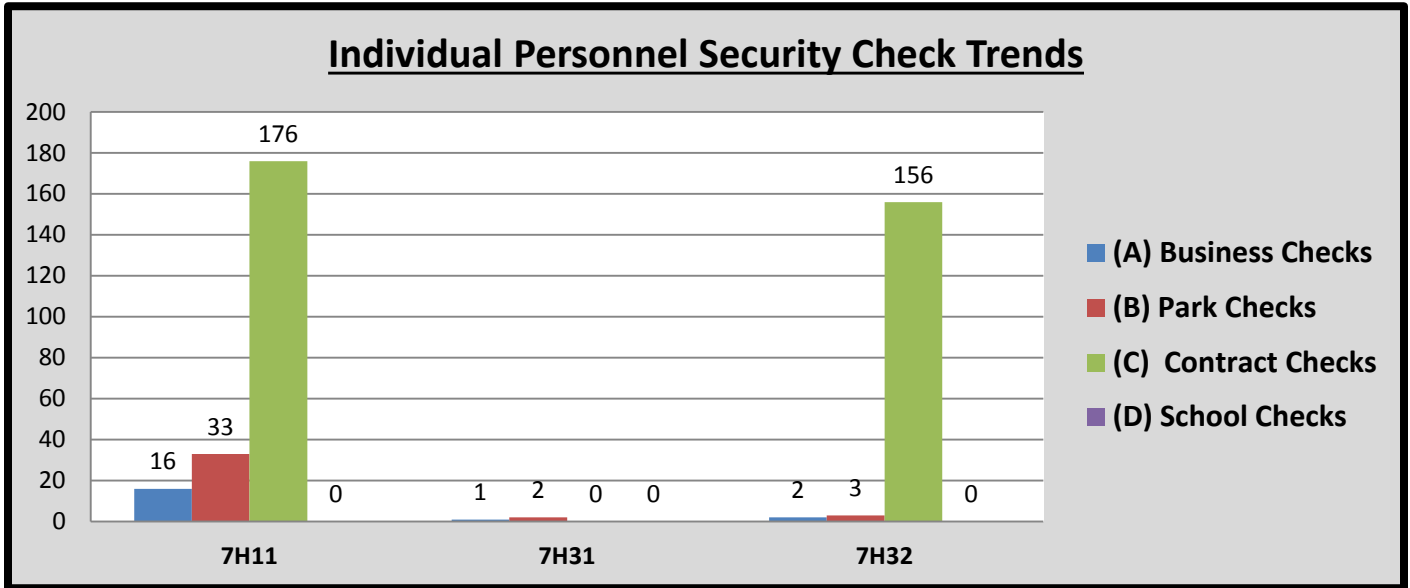
0389

*	Security Checks	7H11	7H31	7H32	TOT	AVER	%
(A)	Business Checks	16	1	2	19	6.3	5%
(B)	Park Checks	33	2	3	38	12.7	10%
(C)	Contract Checks	176	0	156	332	110.7	85%
(D)	Plaza Checks	0	0	0	0	0.0	0%
(E)	<i>Totals</i>	225	3	161	389	129.7	100%

D. Detailed Security Checks Monthly:



E. Individual Personnel Security Check Trends:



F. CIT/MHO Dispositions Monthly Total:

000

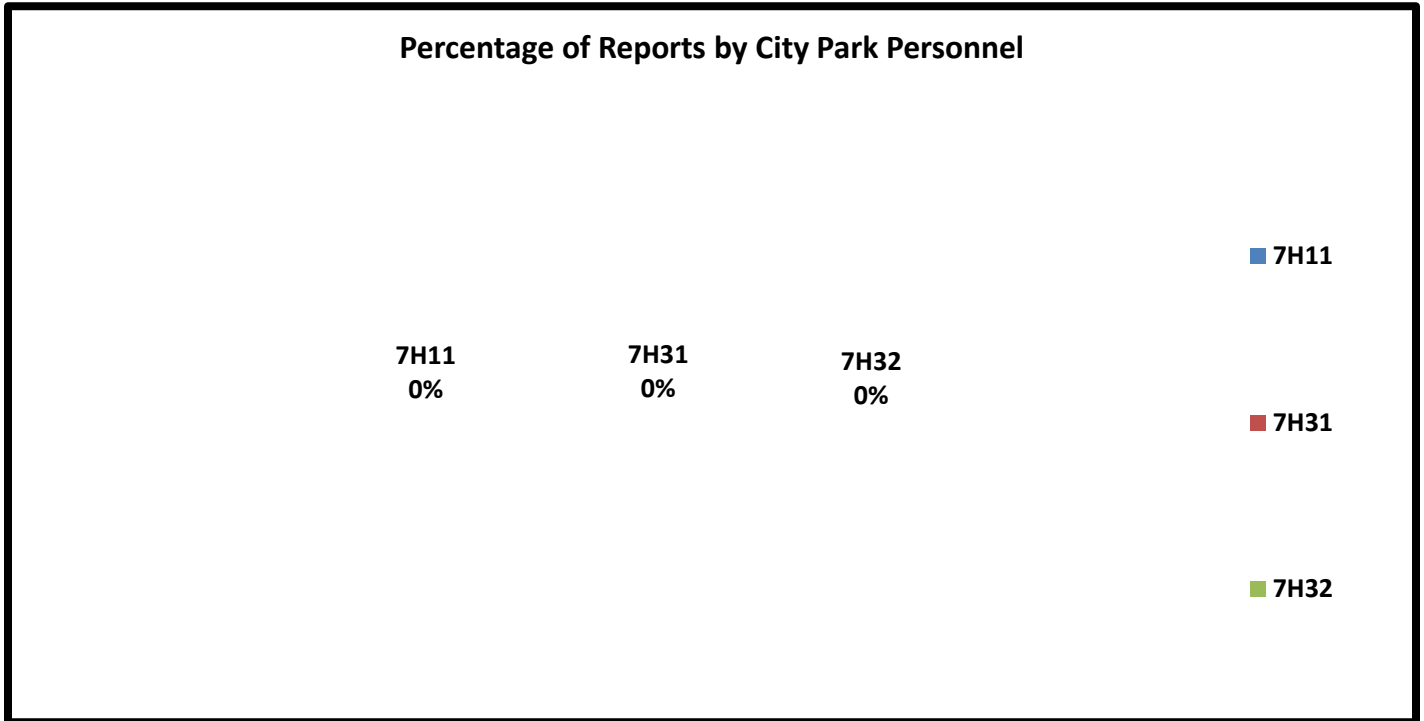
*	C.I.T. Dispositions	7H11	7H31	7H32	TOT	AVER	%
(A)	CIT/MHO Outside Referral	0	0	0	0	0.0	#DIV/0!
(B)	CIT/MHO Transport	0	0	0	0	0.0	#DIV/0!
(C)	CIT/MHO CIT Contact	0	0	0	0	0.0	#DIV/0!
(D)	CIT/MHO Arrest	0	0	0	0	0.0	#DIV/0!
(E)	<i>Totals</i>	0	0	0	0	0.0	#DIV/0!

G. Offense/Incident Reports Monthly Total:

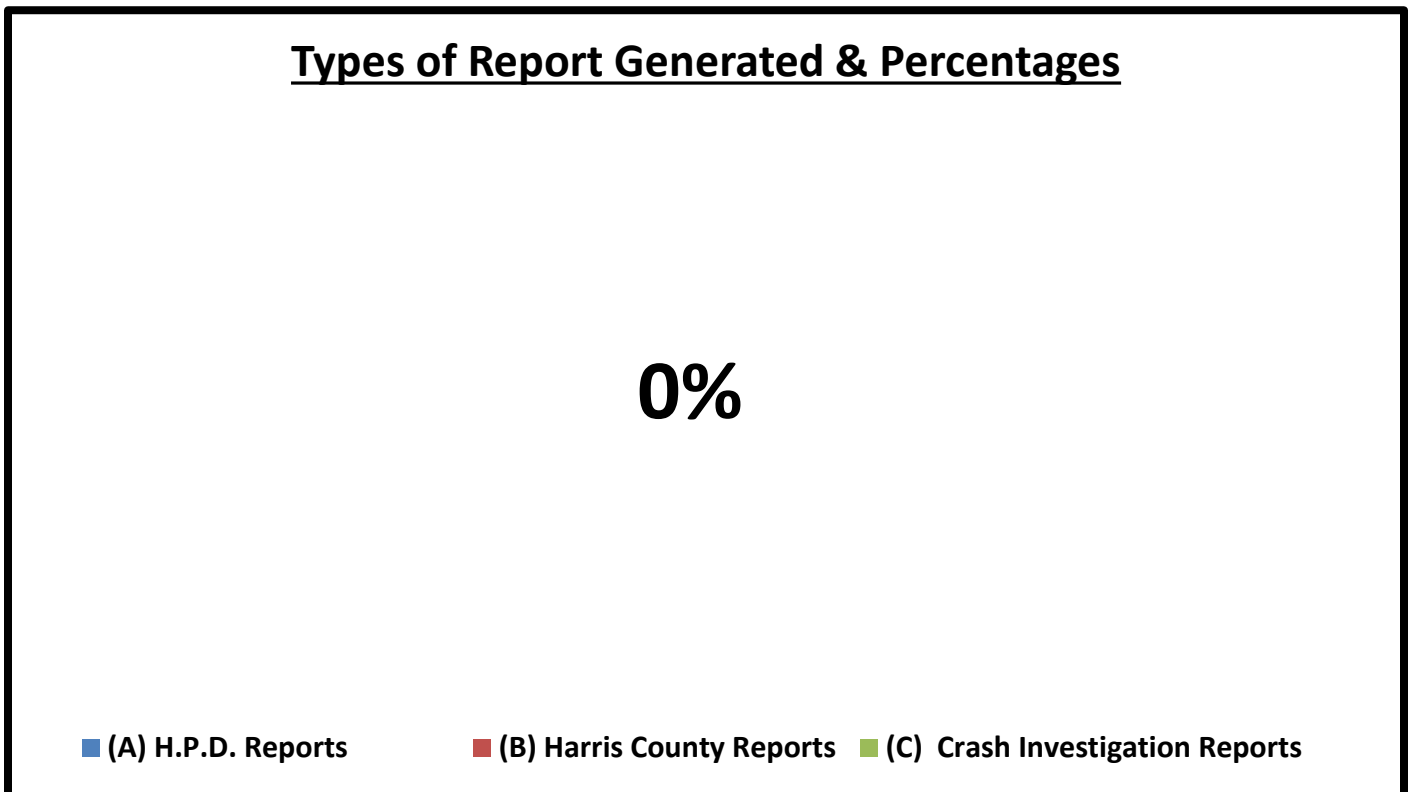
000

*	Offense/Incident Reports	7H11	7H31	7H32	TOT	AVER	%
(A)	H.P.D. Reports	0	0	0	0	0.0	#DIV/0!
(B)	Harris County Reports	0	0	0	0	0.0	#DIV/0!
(C)	Crash Investigation Reports	0	0	0	0	0.0	#DIV/0!
(D)	<i>Totals</i>	0	0	0	0	0.0	#DIV/0!

H. Report Generation Percentages:



I. Percentages:

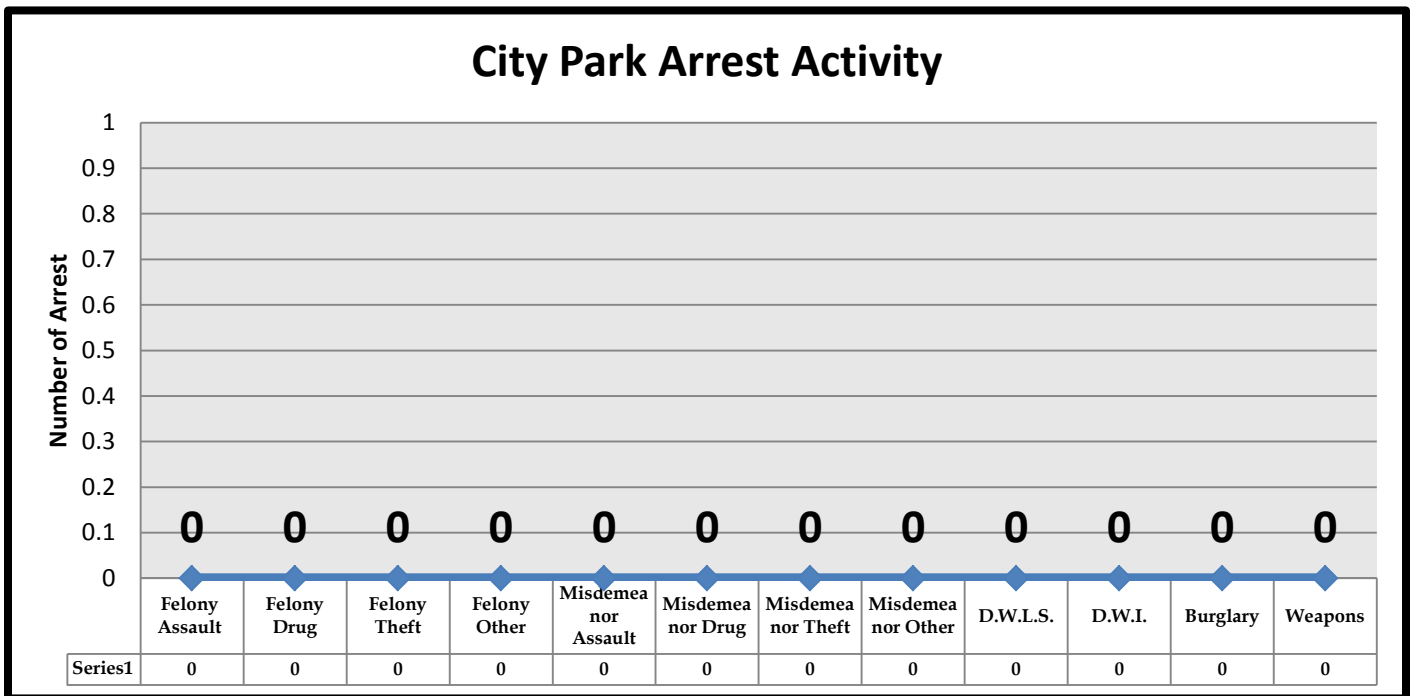


J. Types of Criminal Arrests Monthly Total:

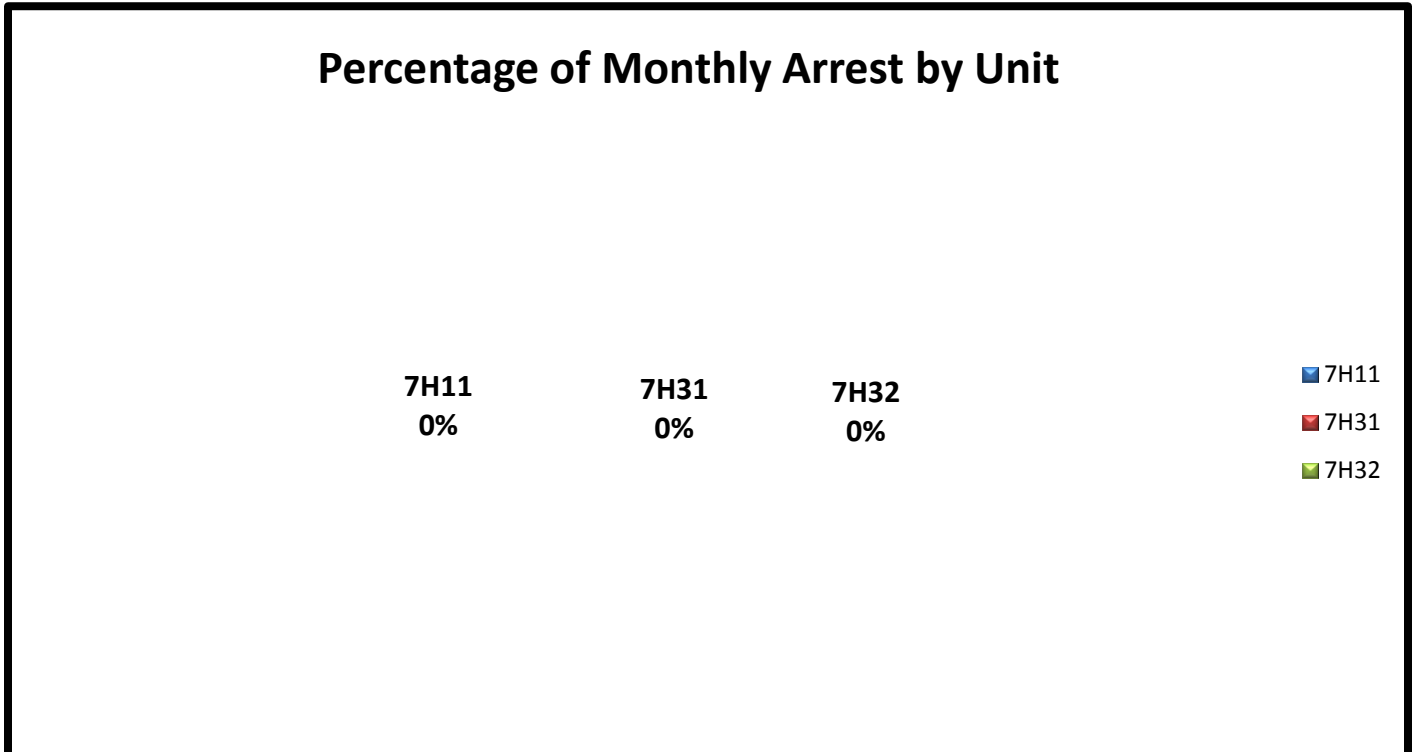
000

*	Types of Criminal Arrests	7H11	7H31	7H32	TOT	AVER	%
A	Felony Assault	0	0	0	0	0.0	#DIV/0!
B	Felony Drug	0	0	0	0	0.0	#DIV/0!
C	Felony Theft	0	0	0	0	0.0	#DIV/0!
D	Felony Other	0	0	0	0	0.0	#DIV/0!
E	Misdemeanor Assault	0	0	0	0	0.0	#DIV/0!
F	Misdemeanor Drug	0	0	0	0	0.0	#DIV/0!
G	Misdemeanor Theft	0	0	0	0	0.0	#DIV/0!
H	Misdemeanor Other	0	0	0	0	0.0	#DIV/0!
I	D.W.L.S.	0	0	0	0	0.0	#DIV/0!
J	D.W.I.	0	0	0	0	0.0	#DIV/0!
K	Burglary	0	0	0	0	0.0	#DIV/0!
L	Weapons	0	0	0	0	0.0	#DIV/0!
M	Totals	0	0	0	0	0.0	#DIV/0!

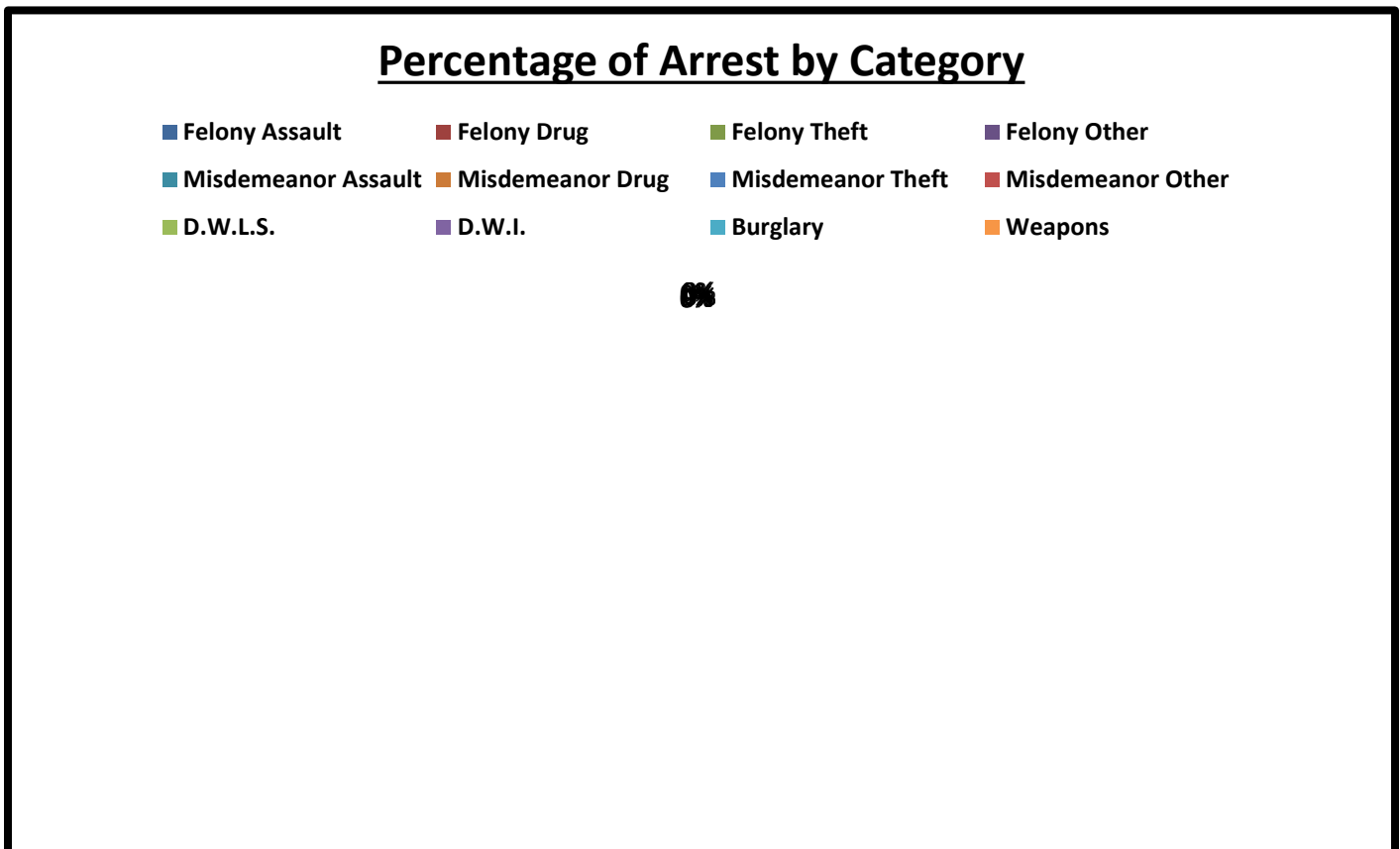
K. Types of Criminal Arrests Monthly Total:



L. Types of Criminal Arrests Percentage Total:



M. Types of Criminal Arrests Monthly Percentage Total:



N. Executed Warrant Monthly Total:

000

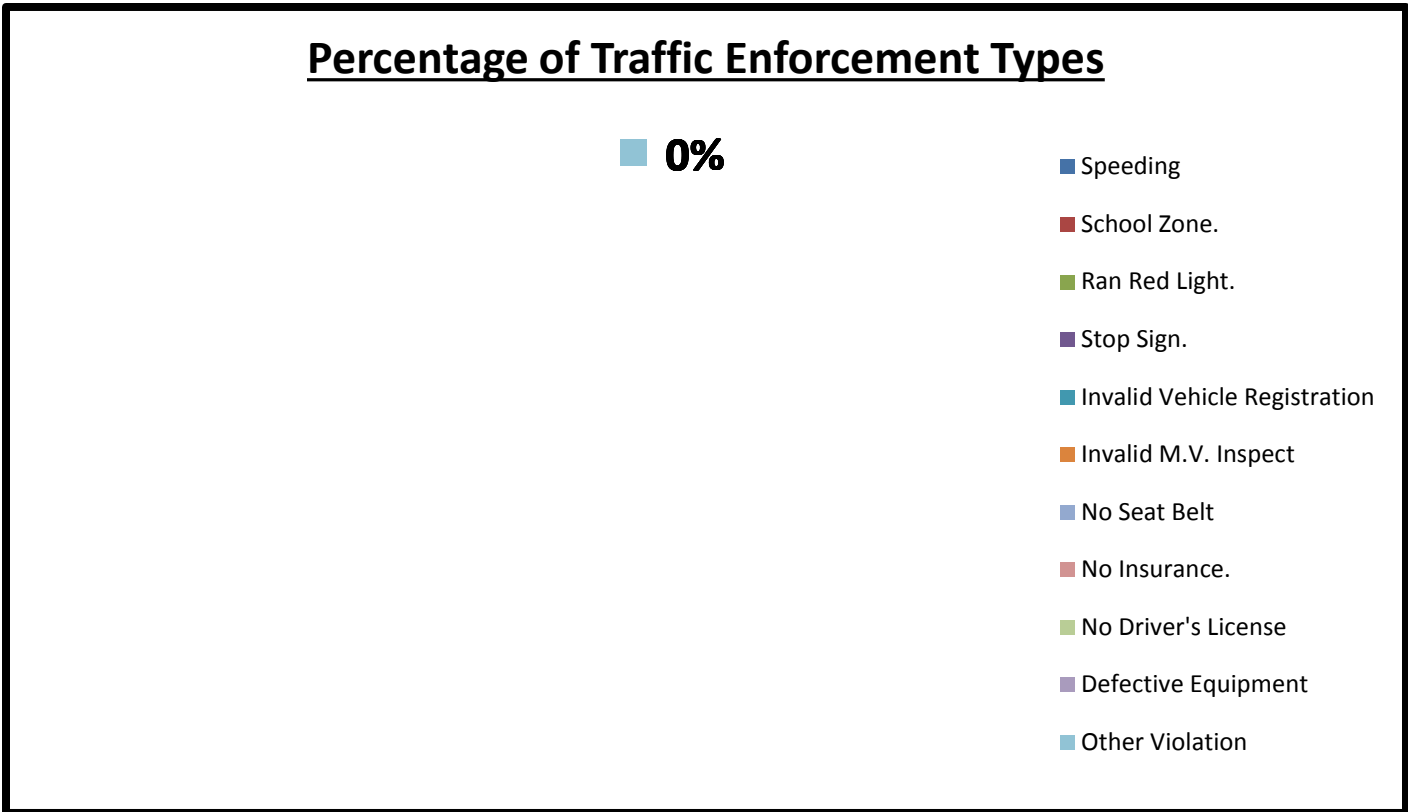
*	Executed Warrants	7H11	7H31	7H32	TOT	AVER	%
(A)	Felony Warrants	0	0	0	0	0.0	#DIV/0!
(B)	Misdemeanor Warrants	0	0	0	0	0.0	#DIV/0!
(C)	<i>Totals</i>	0	0	0	0	0.0	#DIV/0!

O. Traffic Law Enforcement Total:

022

*	Traffic Enforcement	7H11	7H31	7H32	TOT	AVER	%
A	Speeding	0	0	0	0	0.0	#DIV/0!
B	School Zone.	0	0	0	0	0.0	#DIV/0!
C	Ran Red Light.	0	0	0	0	0.0	#DIV/0!
D	Stop Sign.	0	0	0	0	0.0	#DIV/0!
E	Invalid Vehicle Registration	0	0	0	0	0.0	#DIV/0!
F	Invalid M.V. Inspect	0	0	0	0	0.0	#DIV/0!
G	No Seat Belt	0	0	0	0	0.0	#DIV/0!
H	No Insurance.	0	0	0	0	0.0	#DIV/0!
I	No Driver's License	0	0	0	0	0.0	#DIV/0!
J	Defective Equipment	0	0	0	0	0.0	#DIV/0!
K	Other Violation	0	0	0	0	0.0	#DIV/0!
L	Written Warnings	0	0	0	0	0.0	0%
M	Verbal Warning	18	4	0	22	7.3	100%
N	Citation	0	0	0	0	0.0	0%
O	Total Violations	18	4	0	22	7.3	100%

P. Traffic Law Enforcement Total:



Q. Citations vs. Warnings Monthly Total:

022

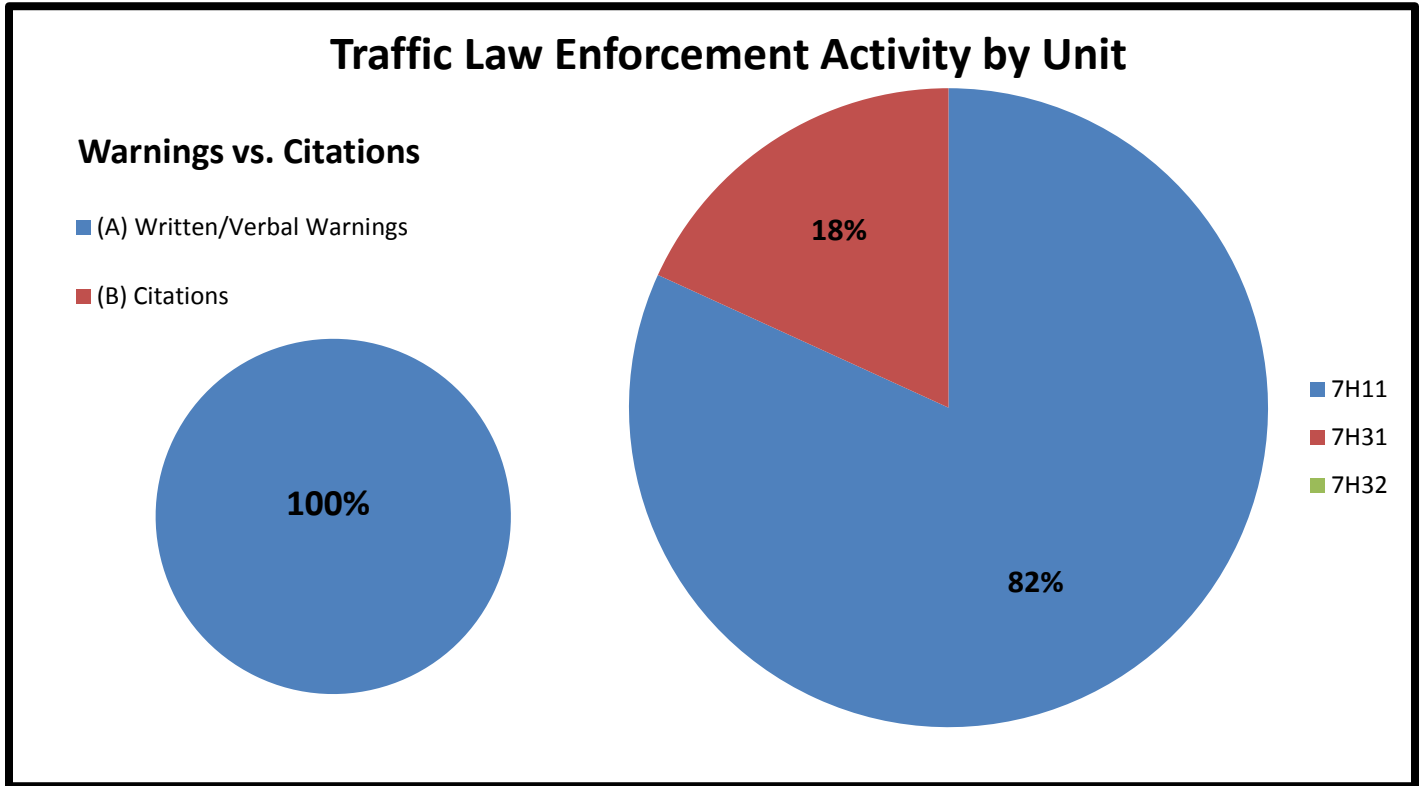
*	<i>Warnings vs. Citations</i>	7H11	7H31	7H32	TOT	AVER	%
(A)	Written/Verbal Warnings	18	4	0	22	7.3	100%
(B)	Citations	0	0	0	0	0.0	0%
(C)	<i>Totals</i>	18	4	0	22	7.3	100%

R. Sources of Calls for Service Monthly Total:

499

*	<i>Sources of Calls for Service</i>	7H11	7H31	7H32	TOT	AVER	%
(A)	On View	4	10	0	14	4.7	3%
(B)	Dispatched	28	26	2	56	18.7	11%
(C)	Self-Initiated	210	34	185	429	143.0	86%
(D)	<i>Totals</i>	242	70	187	499	166.3	100%

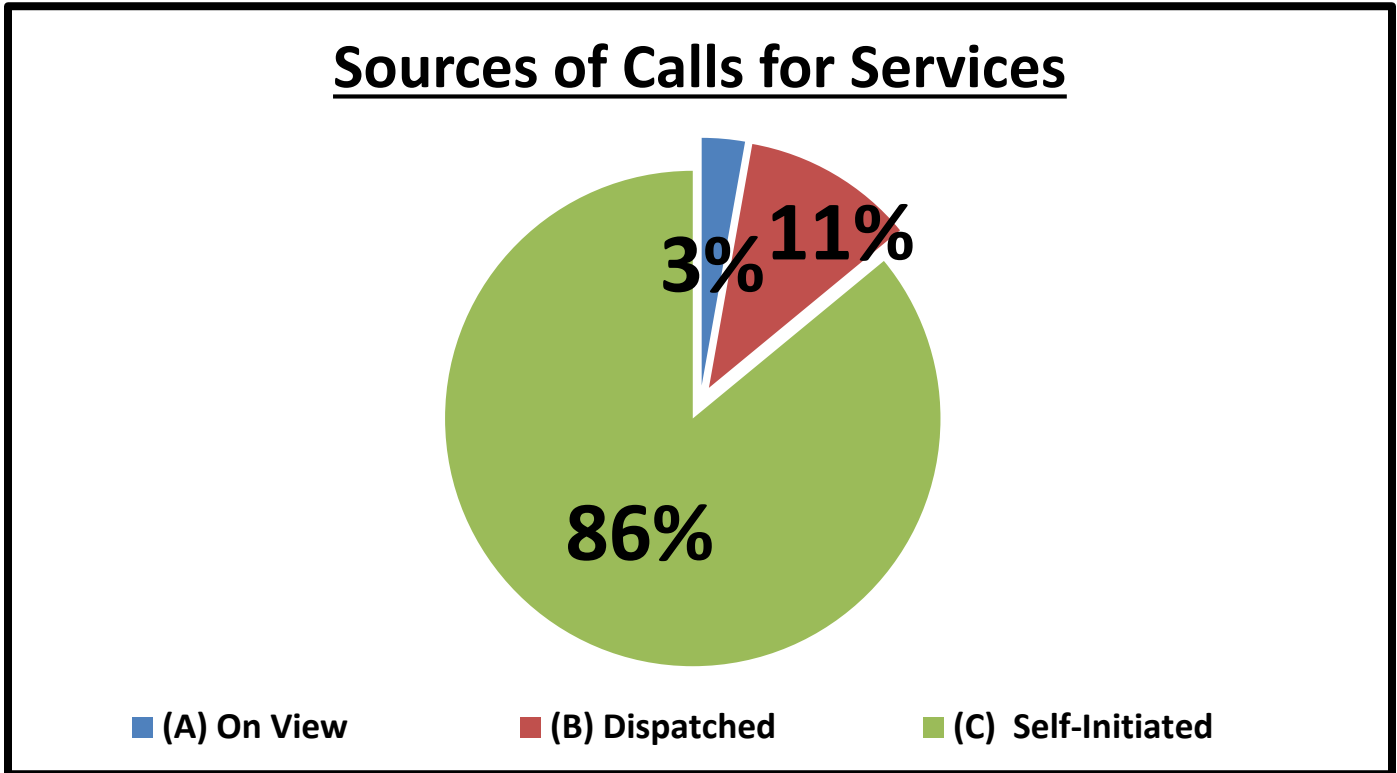
S. Traffic Law Enforcement Activity by Unit Percentages:



T. Sources of Calls for Service Percentages:

*	Sources of Calls for Service	7H11	7H31	7H32	TOT
(A)	On View	2%	14%	0%	3%
(B)	Dispatched	12%	37%	1%	11%
(C)	Self-Initiated	87%	49%	99%	86%
(D)	<i>Totals</i>	100%	100%	100%	100%

U. Sources of Calls for Service Percentages:



V. Free Reserve Personnel Time Utilized in Contract Monthly Total: 000

*	<i>Free Reserve Personnel Time</i>	7H11	7H31	7H32		TOT	AVER	%
(A)	<i>Totals</i>	0	0	0		0	0.0	#DIV/0!

W. Monthly Productivity Analysis Report (M.P.A.R.) - Executive Summary:

*	<i>Units</i>	7H11	7H31	7H32		TOT	AVER
1	Patrol Activity	242	70	187		499	242
2	Security Checks	225	3	161		389	225
3	C.I.T. Interactions	0	0	0		0	0
4	Offense/Incident Reports	0	0	0		0	0
*	<i>Total Service Calls</i>	467	73	348		888	467
1	Criminal Arrests	0	0	0		0	0
2	Citations Issued	0	0	0		0	0
3	Written & Verbal Warnings	18	4	0		22	18
*	<i>Enforcement Service Calls</i>	18	4	0		22	18
*	<i>Total Hours</i>	160	160	160		480	160
1	Sick Time Used	0	0	0		0	0
2	Vacation Time Used	0	0	0		0	0
3	Training Time Used	0	0	24		24	0
4	Compensatory Time Used	0	0	0		0	0
*	<i>Hours Actually Worked</i>	160	160	136		456	160
*	<i>Unit Productivity Ratio</i>	3.0	0.5	2.6		2.0	3.0

X. Mileage Total:

3144

*	<i>Mileage</i>	7H11	7H31	7H32		TOT	AVER	%
(A)	<i>Totals</i>	1182	855	1107		3144	1048.0	630%

Y. Patrol Alert Submission Report:

*	<i>Received</i>				<i>Subject</i>
<i>00x</i>	<i>Date</i>	<i>Time</i>	<i>Code</i>	<i>Location</i>	
A.					

Z. Incident Summaries:

Sergeant Ashton Johnson-Hall

Sergeant Ashton Johnson-Hall
Neighborhood Patrol Division, First Line Supervisor
Harris County Constable's Office of Precinct 713-643-6602