



MAY WALKER, CONSTABLE
PRECINCT SEVEN
HARRIS COUNTY, TEXAS

MAIN OFFICE
5300 Griggs Road
Houston, Texas 77021
PHONE (713) 643-6602
FAX (713) 643-3401

Date: September 10, 2019

From: Sergeant Jon Meek
Neighborhood Patrol Division, First Line Supervisor
Harris County Constable's Office of Precinct "7"

To: Property Owners Association
Board of Directors & Management Company

Subject: August Monthly Productivity Analysis Report
Enclosure: **MPAR – August 2019**
Distribution: Executive Command Staff & Board of Directors & Management Company

The purpose of this "**Monthly Productivity Analysis Report**" (M.P.A.R.) is to provide the executive command staff with the appropriate data to analyze the productivity of assigned personnel and their shifts' activities to allow for the validation of individual and divisional performance evaluations. With regard to the specific contents of the report, there are 18 distinctive component parts of this report. These components are enumerated below:

- | | |
|--|---|
| 01. Patrol Activity Details | 10. Traffic Enforcement Report |
| 02. Patrol Activity Analytical Summary | 11. Trends & Percentages of Traffic |
| 03. Patrol Activity Percentages & Trends | 12. Citation & Warning Issuance Review |
| 04. Security Checks Report | 13. Call for Service Report (<i>C.F.S.</i>) |
| 05. Security Checks Percentages & Trends | 14. Trends & Percentages for <i>C.F.S.</i> |
| 06. Crisis Intervention Disposition Report | 15. Overtime Report (service at no Cost) |
| 07. Offense/Incident Generation Report | 16. Reserve Deputy Use (at no Cost) |
| 08. Criminal Arrest Types Report | 17. Incident Summarization |
| 09. Warrant Execution Report | 18. Hotspot Report Data Review |

A cursory analysis of the statistical data from this report should be demonstrative of the quality of performance of this agency in realizing the contractual obligations and the overall achievement of the goals and objectives of this Agency and the Contract Division.

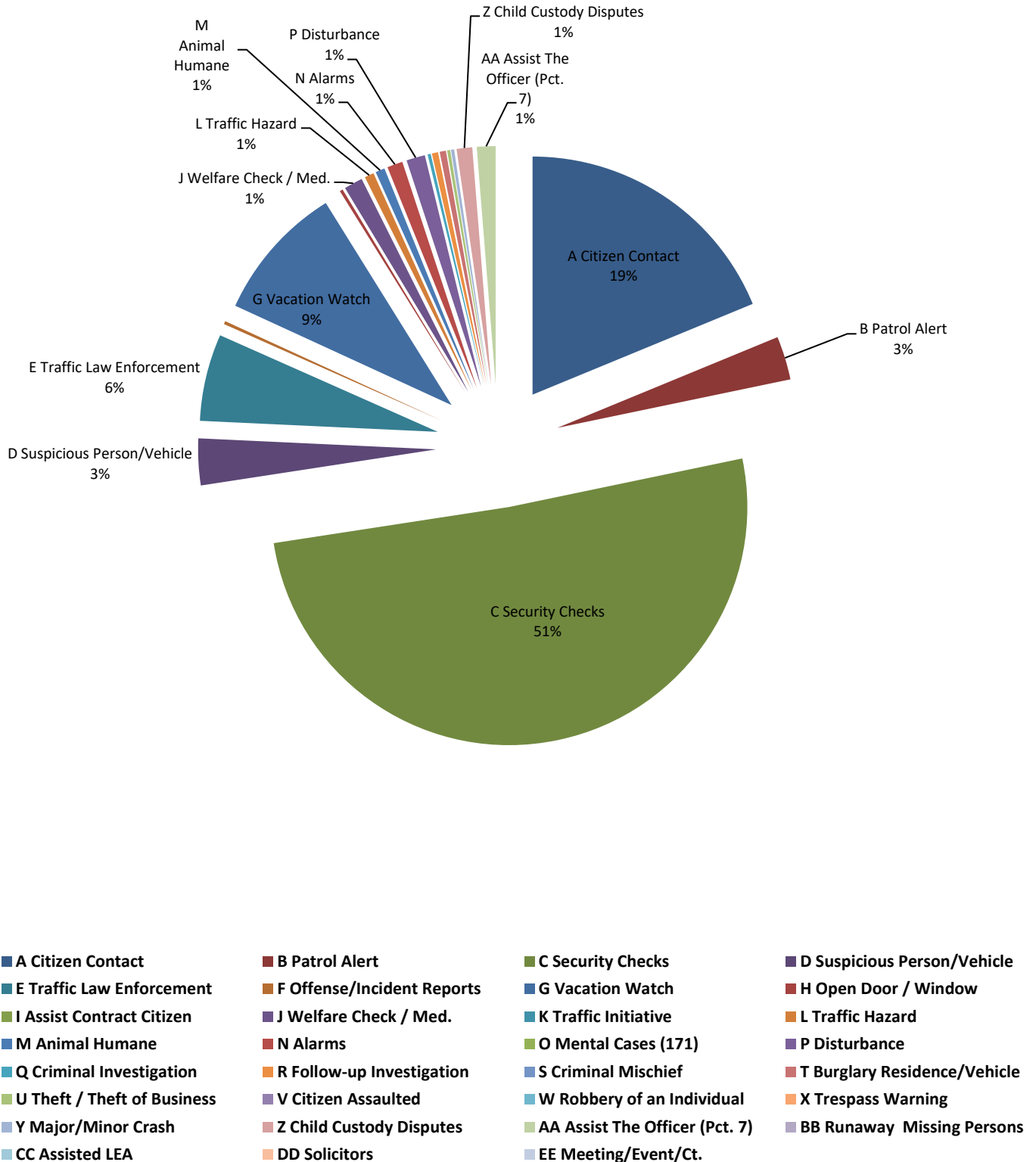
A. Patrol Activity Monthly Total:

0474

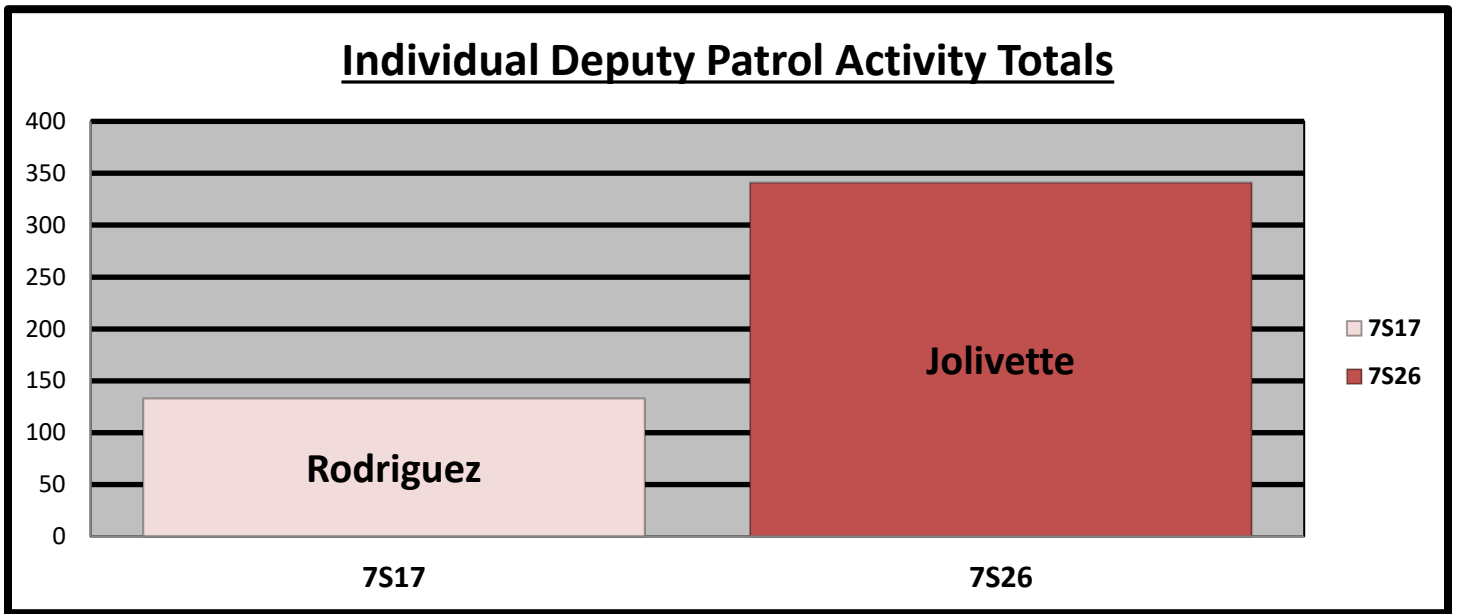
*	Patrol Activity Types	7S17	7S26	TOT	AVER	%
A	Citizen Contact	30	59	89	44.5	19%
B	Patrol Alert	0	14	14	7.0	3%
C	Security Checks	61	180	241	120.5	51%
D	Suspicious Person/Vehicle	8	7	15	7.5	3%
E	Traffic Law Enforcement	8	20	28	14.0	6%
F	Offense/Incident Reports	0	1	1	0.5	0%
G	Vacation Watch	2	42	44	22.0	9%
H	Open Door / Window	1	0	1	0.5	0%
I	Assist Contract Citizen	0	0	0	0.0	0%
J	Welfare Check / Med.	5	1	6	3.0	1%
K	Traffic Initiative	0	0	0	0.0	0%
L	Traffic Hazard	3	0	3	1.5	1%
M	Animal Humane	3	0	3	1.5	1%
N	Alarms	4	1	5	2.5	1%
O	Mental Cases (171)	0	0	0	0.0	0%
P	Disturbance	0	6	6	3.0	1%
Q	Criminal Investigation	1	0	1	0.5	0%
R	Follow-up Investigation	0	2	2	1.0	0%
S	Criminal Mischief	0	0	0	0.0	0%
T	Burglary Residence/Vehicle	1	1	2	1.0	0%
U	Theft / Theft of Business	0	1	1	0.5	0%
V	Citizen Assaulted	0	0	0	0.0	0%
W	Robbery of an Individual	0	0	0	0.0	0%
X	Trespass Warning	0	0	0	0.0	0%
Y	Major/Minor Crash	0	1	1	0.5	0%
Z	Child Custody Disputes	1	4	5	2.5	1%
AA	Assist The Officer (Pct. 7)	5	1	6	3.0	1%
BB	Runaway Missing Persons	0	0	0	0.0	0%
CC	Assisted LEA	0	0	0	0.0	0%
DD	Solicitors	0	0	0	0.0	0%
EE	Meeting/Event/Ct.	0	0	0	0.0	0%
*	MONTH TOTALS	133	341	474	237.0	100%

A1. Patrol Activity Percentage:

Percentage of Patrol Activity



B. Patrol Activity by Braeburn Valley West Personnel:

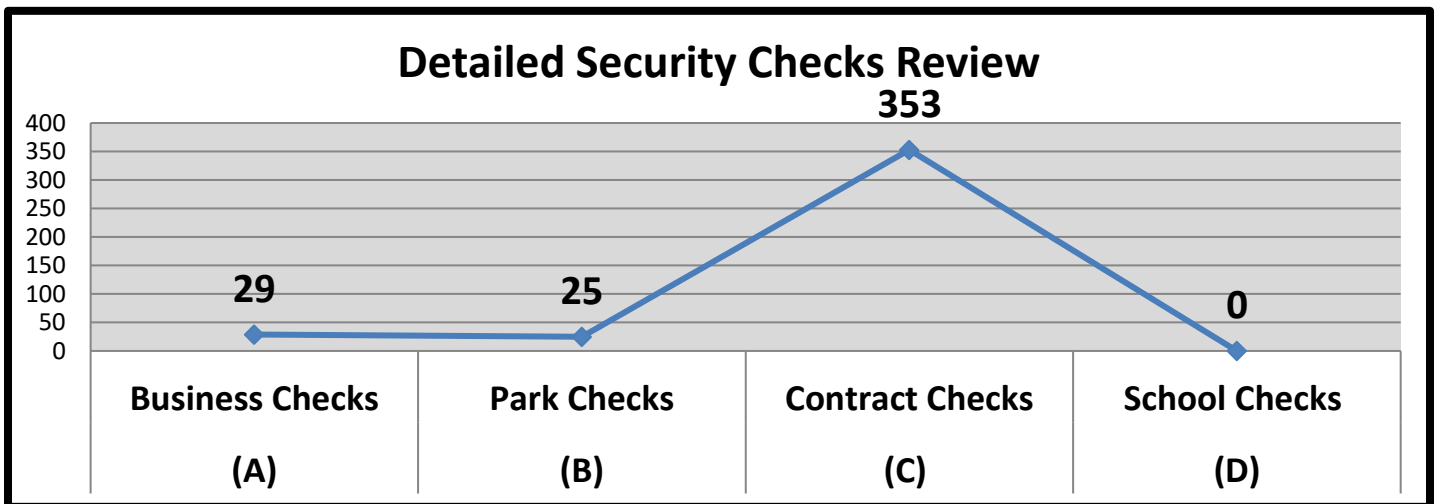


C. Security Checks Monthly Total:

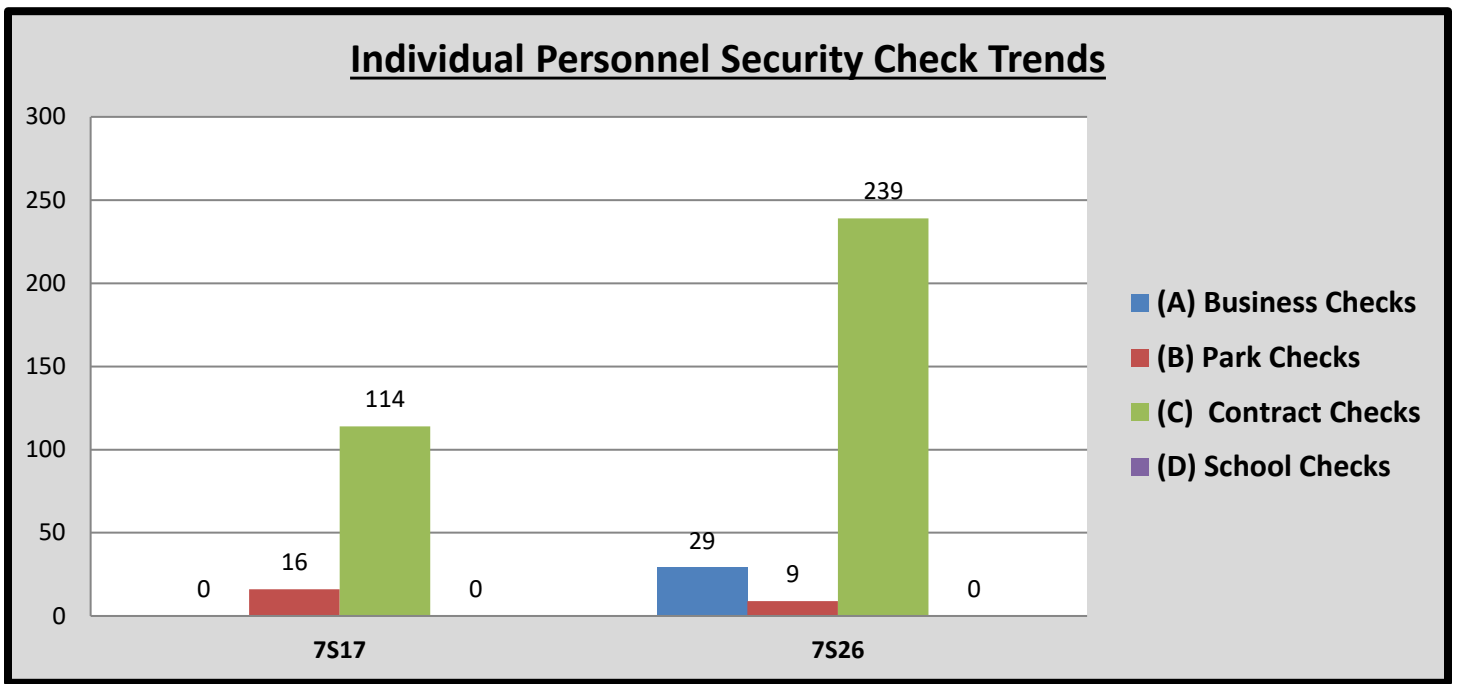
0407

*	Security Checks	7S17	7S26	TOT	AVER	%
(A)	Business Checks	0	29	29	14.5	7%
(B)	Park Checks	16	9	25	12.5	6%
(C)	Contract Checks	114	239	353	176.5	87%
(D)	Plaza Checks	0	0	0	0.0	0%
(E)	<i>Totals</i>	130	277	407	203.5	100%

D. Detailed Security Checks Monthly:



E. Individual Personnel Security Check Trends:



F. CIT/MHO Dispositions Monthly Total:

000

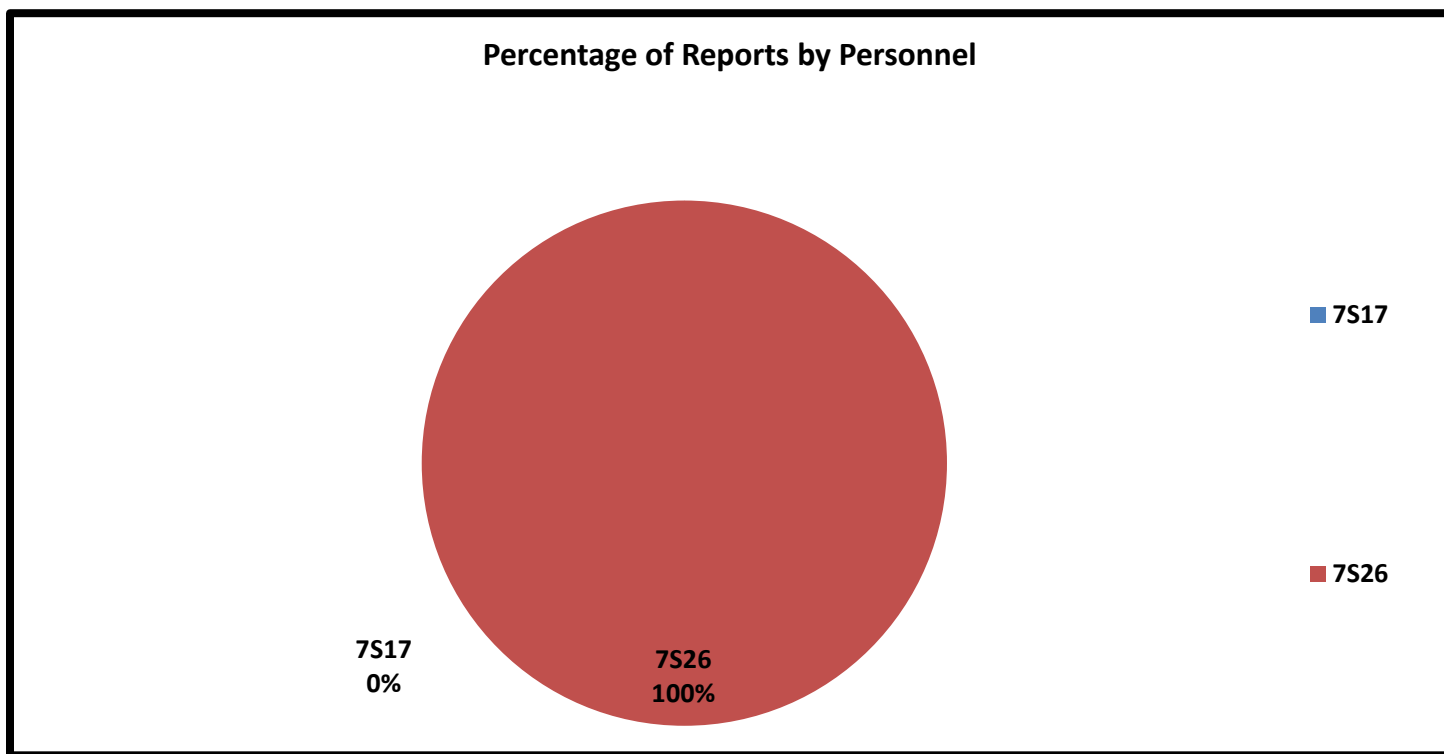
*	<i>C.I.T. Dispositions</i>	7S17	7S26	TOT	AVER	%
(A)	CIT/MHO Outside Referral	0	0	0	0.0	#DIV/0!
(B)	CIT/MHO Transport	0	0	0	0.0	#DIV/0!
(C)	CIT/MHO CIT Contact	0	0	0	0.0	#DIV/0!
(D)	CIT/MHO Arrest	0	0	0	0.0	#DIV/0!
(E)	<i>Totals</i>	0	0	0	0.0	#DIV/0!

G. Offense/Incident Reports Monthly Total:

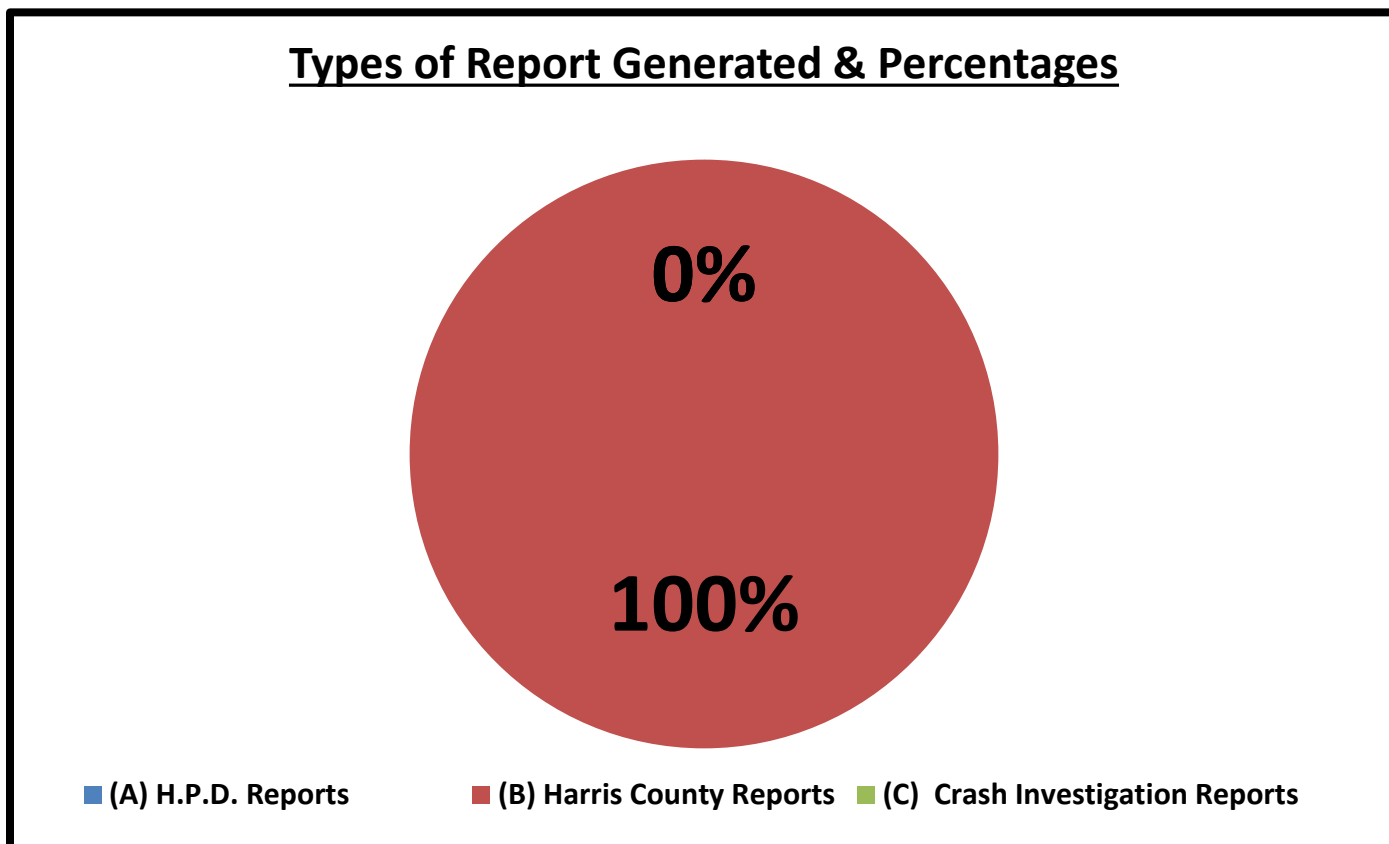
001

*	<i>Offense/Incident Reports</i>	7S17	7S26	TOT	AVER	%
(A)	H.P.D. Reports	0	0	0	0.0	0%
(B)	Harris County Reports	0	1	1	0.5	100%
(C)	Crash Investigation Reports	0	0	0	0.0	0%
(D)	<i>Totals</i>	0	1	1	0.5	100%

H. Report Generation Percentages:



I. Percentages:

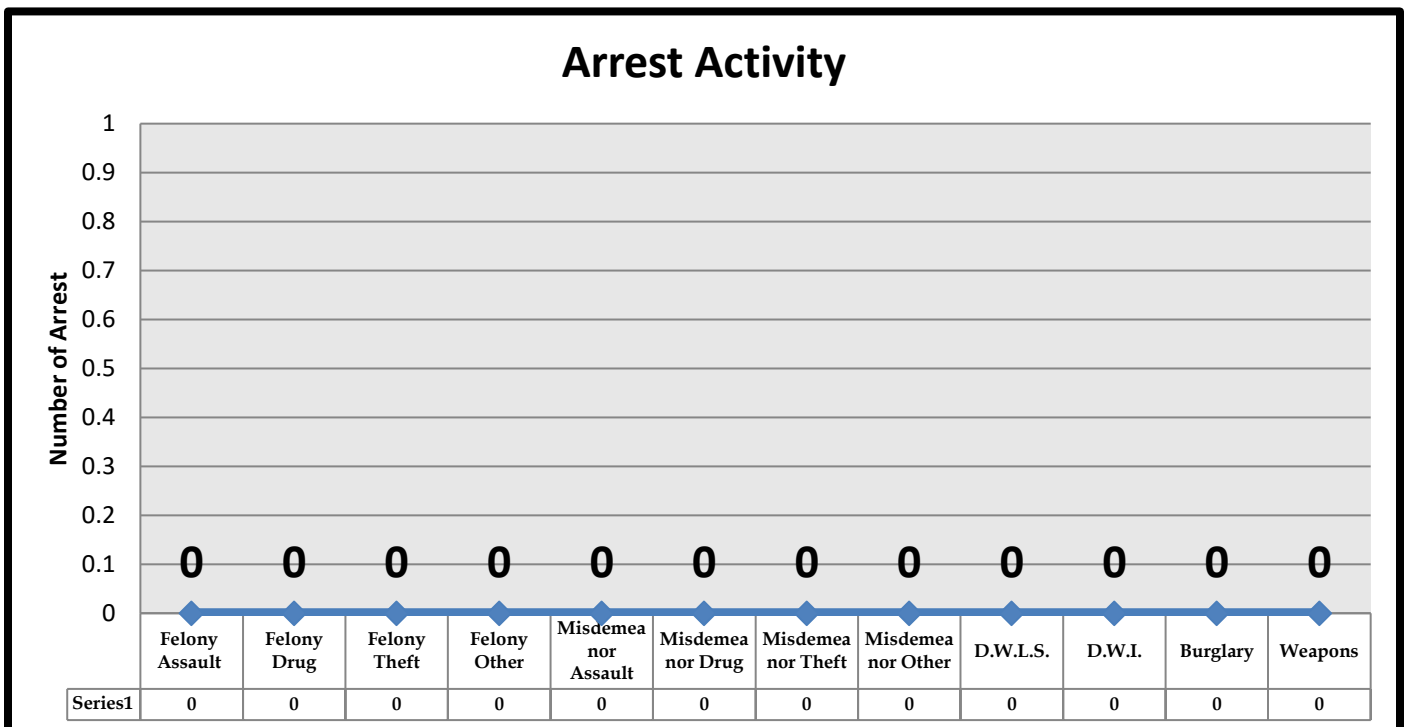


J. Types of Criminal Arrests Monthly Total:

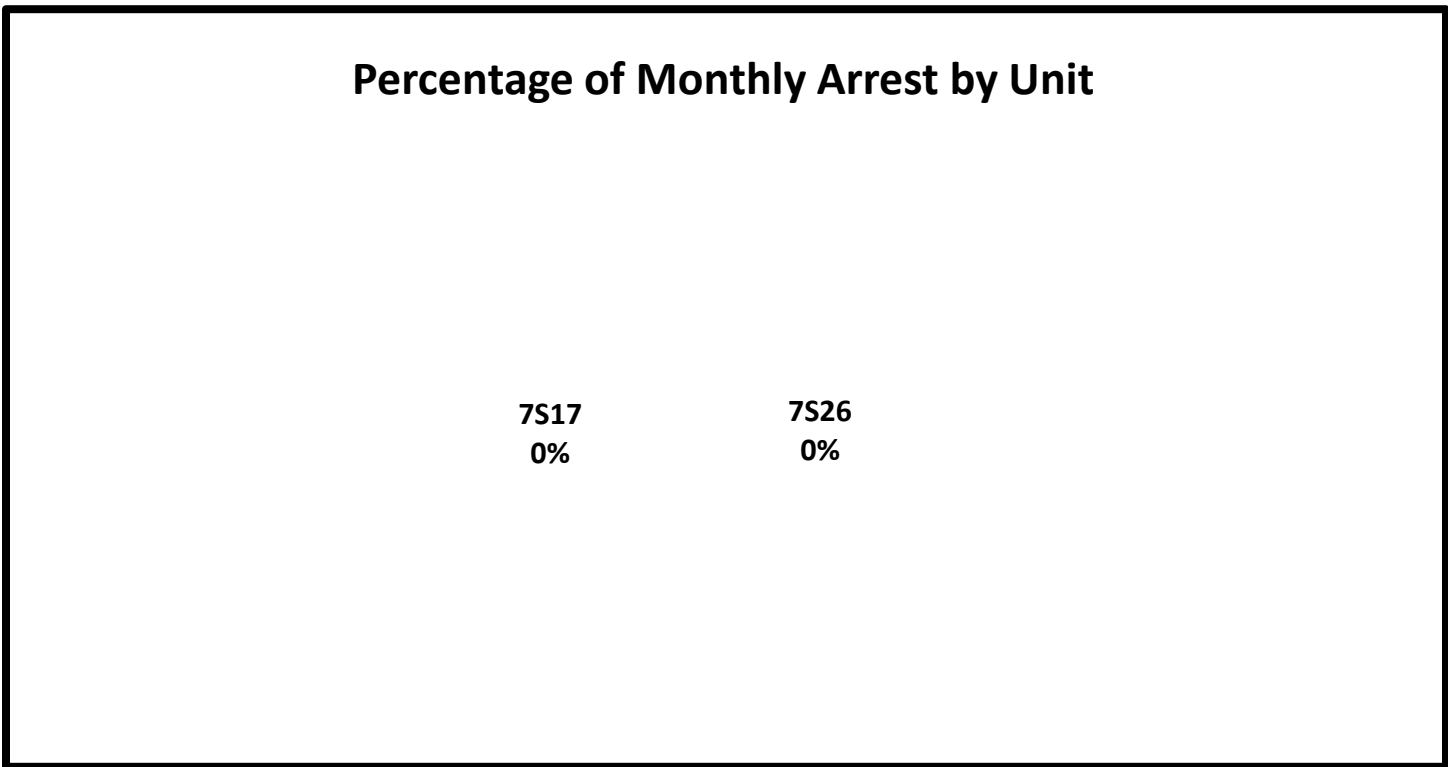
000

*	Types of Criminal Arrests	7S17	7S26	TOT	AVER	%
A	Felony Assault	0	0	0	0.0	#DIV/0!
B	Felony Drug	0	0	0	0.0	#DIV/0!
C	Felony Theft	0	0	0	0.0	#DIV/0!
D	Felony Other	0	0	0	0.0	#DIV/0!
E	Misdemeanor Assault	0	0	0	0.0	#DIV/0!
F	Misdemeanor Drug	0	0	0	0.0	#DIV/0!
G	Misdemeanor Theft	0	0	0	0.0	#DIV/0!
H	Misdemeanor Other	0	0	0	0.0	#DIV/0!
I	D.W.L.S.	0	0	0	0.0	#DIV/0!
J	D.W.I.	0	0	0	0.0	#DIV/0!
K	Burglary	0	0	0	0.0	#DIV/0!
L	Weapons	0	0	0	0.0	#DIV/0!
M	Totals	0	0	0	0.0	#DIV/0!

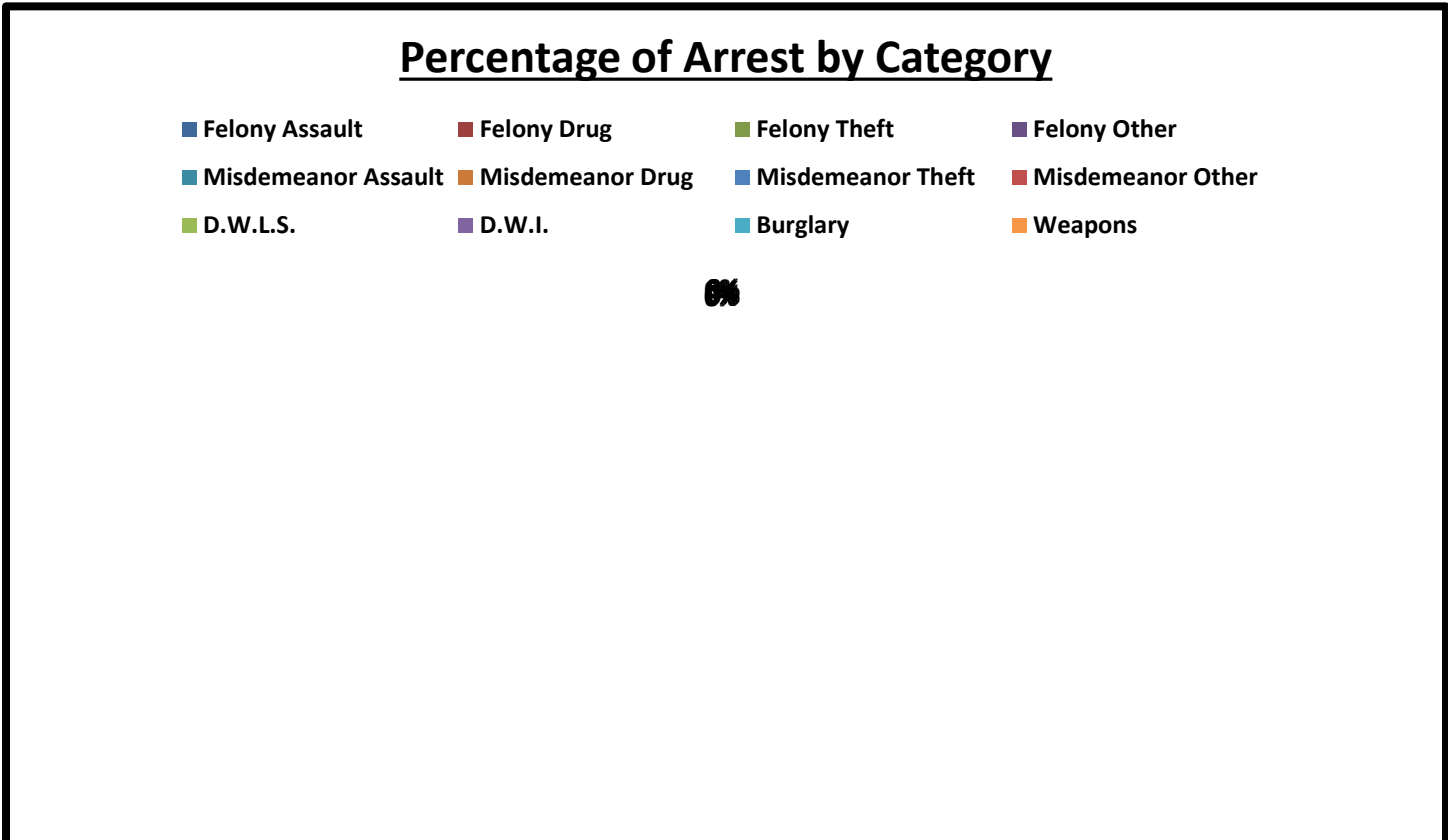
K. Types of Criminal Arrests Monthly Total:



L. Types of Criminal Arrests Monthly Total:



M. Types of Criminal Arrests Monthly Total:



N. Executed Warrant Monthly Total:

000

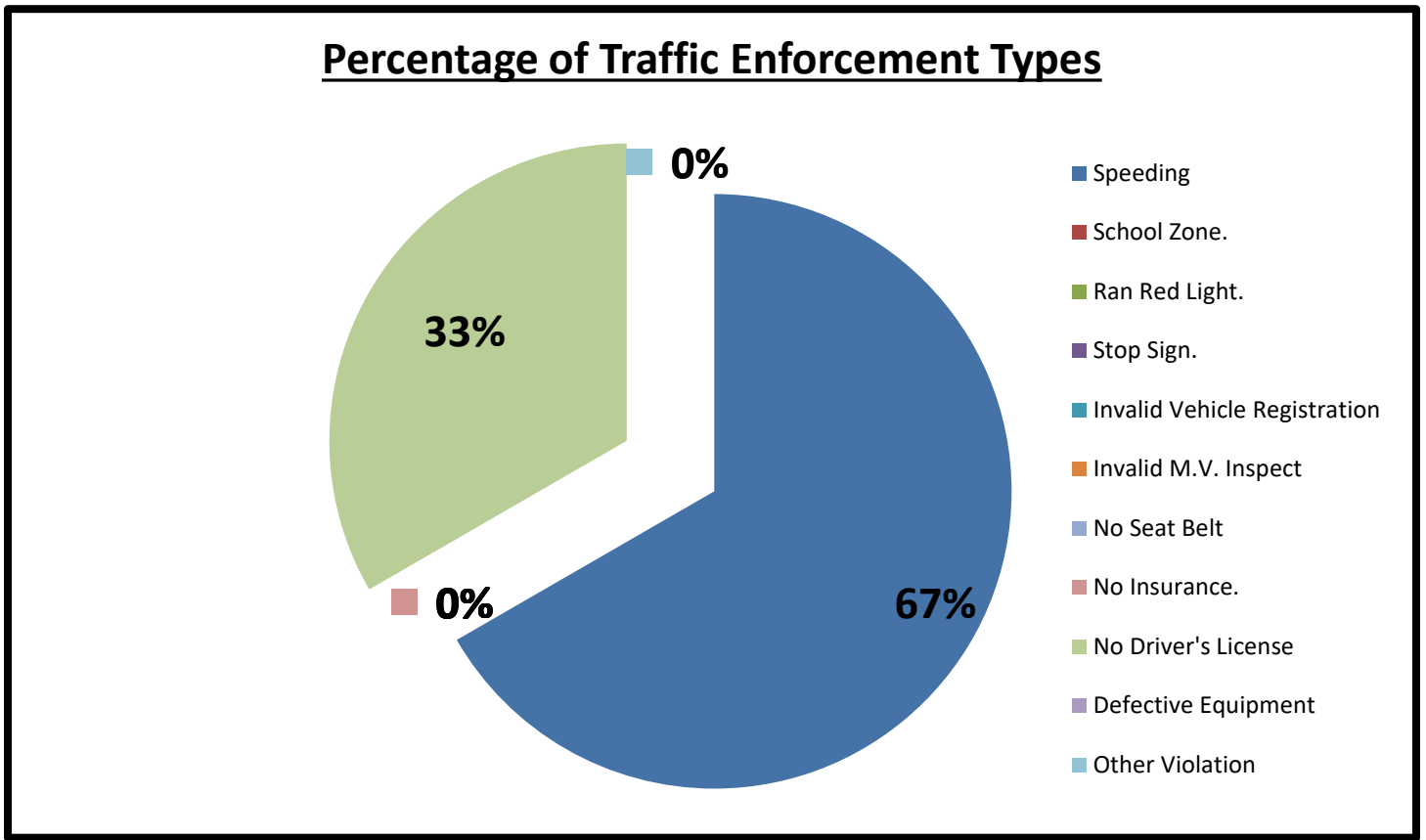
*	Executed Warrants	7S17	7S26	TOT	AVER	%
(A)	Felony Warrants	0	0	0	0.0	#DIV/0!
(B)	Misdemeanor Warrants	0	0	0	0.0	#DIV/0!
(C)	Totals	0	0	0	0.0	#DIV/0!

O. Traffic Law Enforcement Total:

013

*	Traffic Enforcement	7S17	7S26	TOT	AVER	%
A	Speeding	2	0	2	1.0	67%
B	School Zone.	0	0	0	0.0	0%
C	Ran Red Light.	0	0	0	0.0	0%
D	Stop Sign.	0	0	0	0.0	0%
E	Invalid Vehicle Registration	0	0	0	0.0	0%
F	Invalid M.V. Inspect	0	0	0	0.0	0%
G	No Seat Belt	0	0	0	0.0	0%
H	No Insurance.	0	0	0	0.0	0%
I	No Driver's License	1	0	1	0.5	33%
J	Defective Equipment	0	0	0	0.0	0%
K	Other Violation	0	0	0	0.0	0%
L	Written Warnings	0	0	0	0.0	0%
M	Verbal Warning	2	8	10	5.0	100%
N	Citation	3	0	3	1.5	23%
O	Total Violations	5	8	13	6.5	100%

P. Traffic Law Enforcement Total:



Q. Citations vs. Warnings Monthly Total:

013

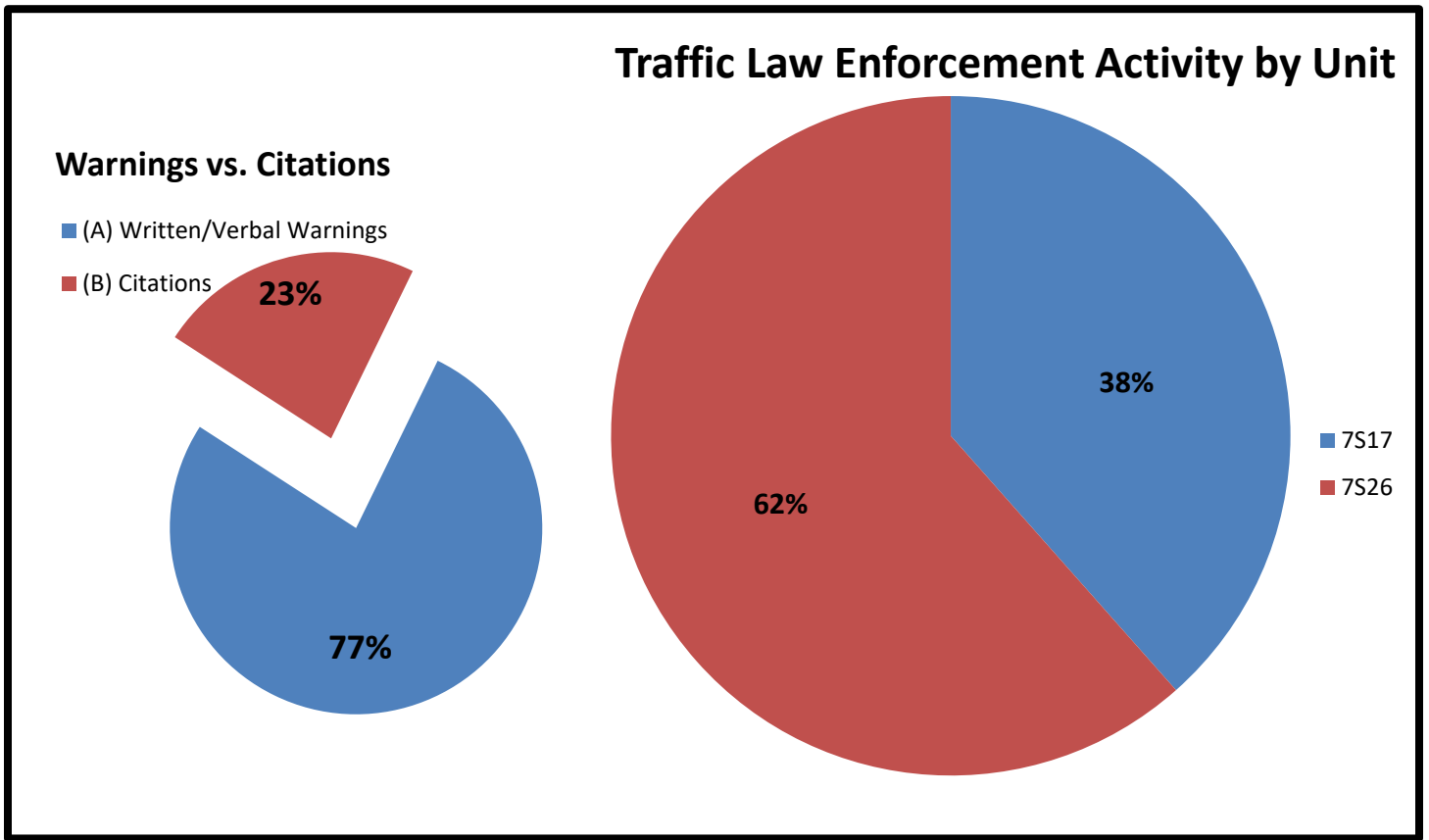
*	<i>Warnings vs. Citations</i>	7S17	7S26	TOT	AVER	%
(A)	Written/Verbal Warnings	2	8	10	5.0	77%
(B)	Citations	3	0	3	1.5	23%
(C)	<i>Totals</i>	5	8	13	6.5	100%

R. Sources of Calls for Service Monthly Total:

473

*	<i>Sources of Calls for Service</i>	7S17	7S26	TOT	AVER	%
(A)	On View	0	169	169	84.5	36%
(B)	Dispatched	13	29	42	21.0	9%
(C)	Self-Initiated	120	142	262	131.0	55%
(D)	<i>Totals</i>	133	340	473	236.5	100%

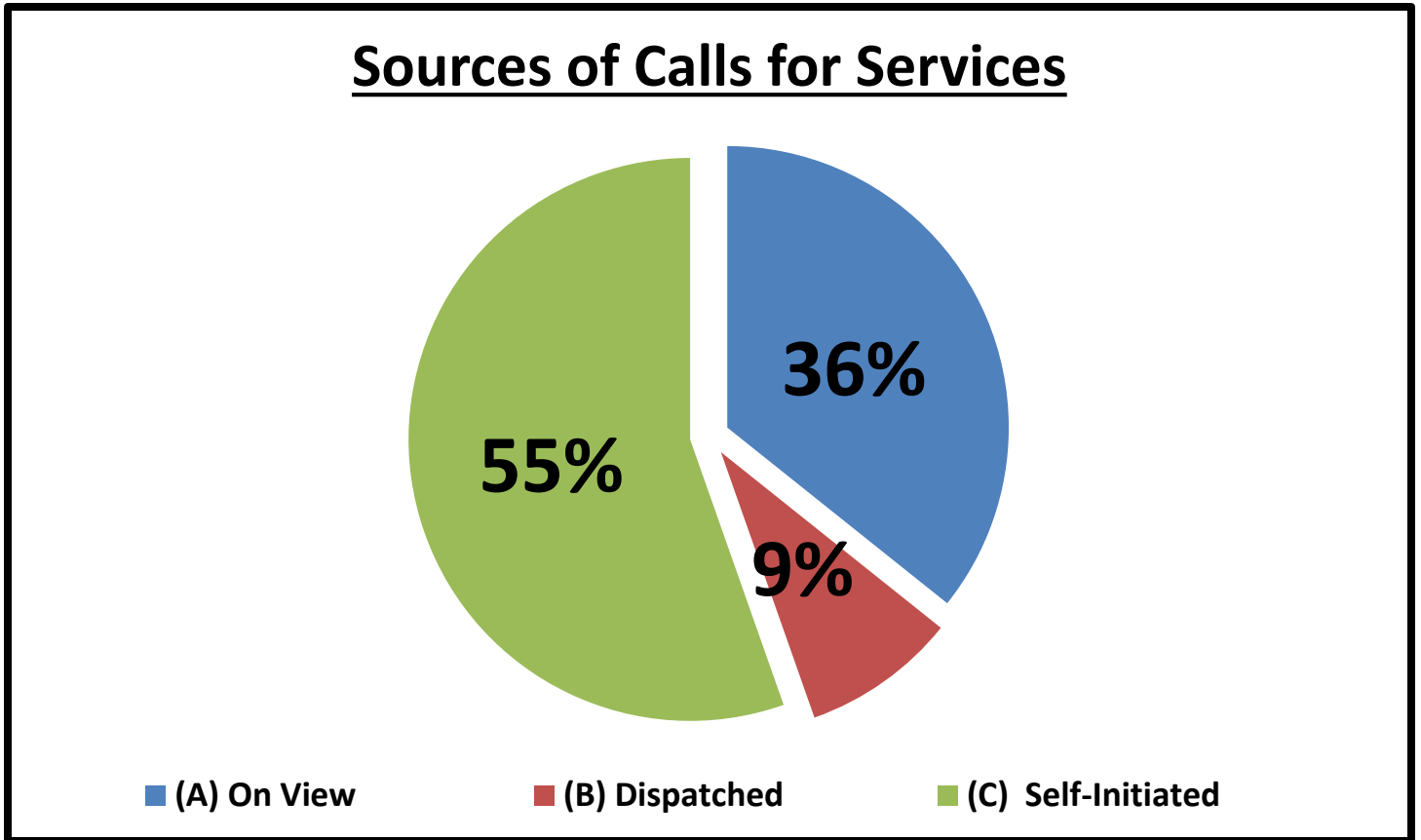
S. Sources of Calls for Service Percentages:



T. Sources of Calls for Service Percentages:

*	<i>Sources of Calls for Service</i>	7S17	7S26	TOT	AVER
(A)	On View	0%	50%	36%	0%
(B)	Dispatched	10%	9%	9%	13%
(C)	Self-Initiated	90%	42%	55%	88%
(D)	<i>Totals</i>	100%	100%	100%	100%

U. Sources of Calls for Service Percentages:



V. Free Reserve Personnel Time Utilized in Contract Monthly Total: 000

*	<i>Free Reserve Personnel Time</i>	7S17	7S26		TOT	AVER	%
(A)	<i>Totals</i>	0	0		0	0.0	#DIV/0!

W. Monthly Productivity Analysis Report (M.P.A.R.) - Executive Summary:

*	<i>Unit</i>	7S17	7S26		TOT	AVER
1	Patrol Activity	133	341		474	237.0
2	Security Checks	130	277		407	203.5
3	C.I.T. Interactions	0	0		0	0.0
4	Offense/Incident Reports	0	1		1	0.5
*	<i>Total Service Calls</i>	263	619		882	441.0
1	Criminal Arrests	0	0		0	0.0
2	Citations Issued	3	0		3	1.5
3	Written & Verbal Warnings	2	8		10	5.0
*	<i>Enforcement Service Calls</i>	5	8		13	6.5
*	<i>Total Hours</i>	160	160		320	160.0
1	Sick Time Used	0	0		0	0.0
2	Vacation Time Used	0	24		24	12.0
3	Training Time Used	0	0		0	0.0
4	Compensatory Time Used	0	0		0	0.0
*	<i>Hours Actually Worked</i>	160	136		296	148.0
*	<i>Unit Productivity Ratio</i>	1.7	4.6		3.0	3.0

X. Mileage Total:

2078

*	<i>Mileage</i>	7S17	7S26		TOT	AVER	%
300	1068	1122	956		2078	1039.0	438%

Y. Patrol Alert Submission Report:

*	<i>Received</i>				<i>Subject</i>
00x	<i>Date</i>	<i>Time</i>	<i>Code</i>	<i>Location</i>	
A.					

Z. Incident Summaries:

01.	AUGUST 30, 2019	1900 HOURS	BURGLARY OF BUILDING	DEPUTY C. JOLIVETTE		
	EVENING SHIFT:	9300 KRISTIN DR	BBVW	“M”	HC:	1908-00234
	<p>On August 30, 2019, a Friday, at approximately 1946 hours, while on patrol in the “Braeburn Valley West Contract”, Deputy C. Jolivette was performing routine patrol and law enforcement services when I (Deputy C. Jolivette) got dispatched to a Theft that had already occurred. Upon making contact with the complainant deputy discovered a Theft had occurred at a residence detached garage by an unknown suspect. Deputy attempted to get latent fingerprints but was unable to due to wooden pattern surface. Deputy was unable to get video footage due to no cameras in the area. Deputy gathered all pertinent information needed to make a report. Deputy will follow up on this case Report Generated. The patrol activity type is “PAT=T”.</p>					

Sergeant Jon Meek

Sergeant Jon Meek
 Neighborhood Patrol Division, First Line Supervisor
 Harris County Constable’s Office of Precinct 713-643-6602