



MAY WALKER, CONSTABLE
PRECINCT SEVEN
HARRIS COUNTY, TEXAS

MAIN OFFICE
5300 Griggs Road
Houston, Texas 77021
PHONE (713) 643-6602
FAX (713) 643-3401

Date: August 13, 2019

From: Sergeant Jon Meek
Neighborhood Patrol Division, First Line Supervisor
Harris County Constable's Office of Precinct "7"

To: Property Owners Association
Board of Directors & Management Company

Subject: July Monthly Productivity Analysis Report
Enclosure: **MPAR – July 2019**
Distribution: Executive Command Staff & Board of Directors & Management Company

The purpose of this "**Monthly Productivity Analysis Report**" (M.P.A.R.) is to provide the executive command staff with the appropriate data to analyze the productivity of assigned personnel and their shifts' activities to allow for the validation of individual and divisional performance evaluations. With regard to the specific contents of the report, there are 18 distinctive component parts of this report. These components are enumerated below:

- | | |
|--|---|
| 01. Patrol Activity Details | 10. Traffic Enforcement Report |
| 02. Patrol Activity Analytical Summary | 11. Trends & Percentages of Traffic |
| 03. Patrol Activity Percentages & Trends | 12. Citation & Warning Issuance Review |
| 04. Security Checks Report | 13. Call for Service Report (<i>C.F.S.</i>) |
| 05. Security Checks Percentages & Trends | 14. Trends & Percentages for <i>C.F.S.</i> |
| 06. Crisis Intervention Disposition Report | 15. Overtime Report (service at no Cost) |
| 07. Offense/Incident Generation Report | 16. Reserve Deputy Use (at no Cost) |
| 08. Criminal Arrest Types Report | 17. Incident Summarization |
| 09. Warrant Execution Report | 18. Hotspot Report Data Review |

A cursory analysis of the statistical data from this report should be demonstrative of the quality of performance of this agency in realizing the contractual obligations and the overall achievement of the goals and objectives of this Agency and the Contract Division.

3124 total miles were driven and the shift responded to **1176** total service calls and conducted **001** crash investigations. The shift issued **011** traffic citations, made **02** arrest and handled **048** enforcement service related calls.

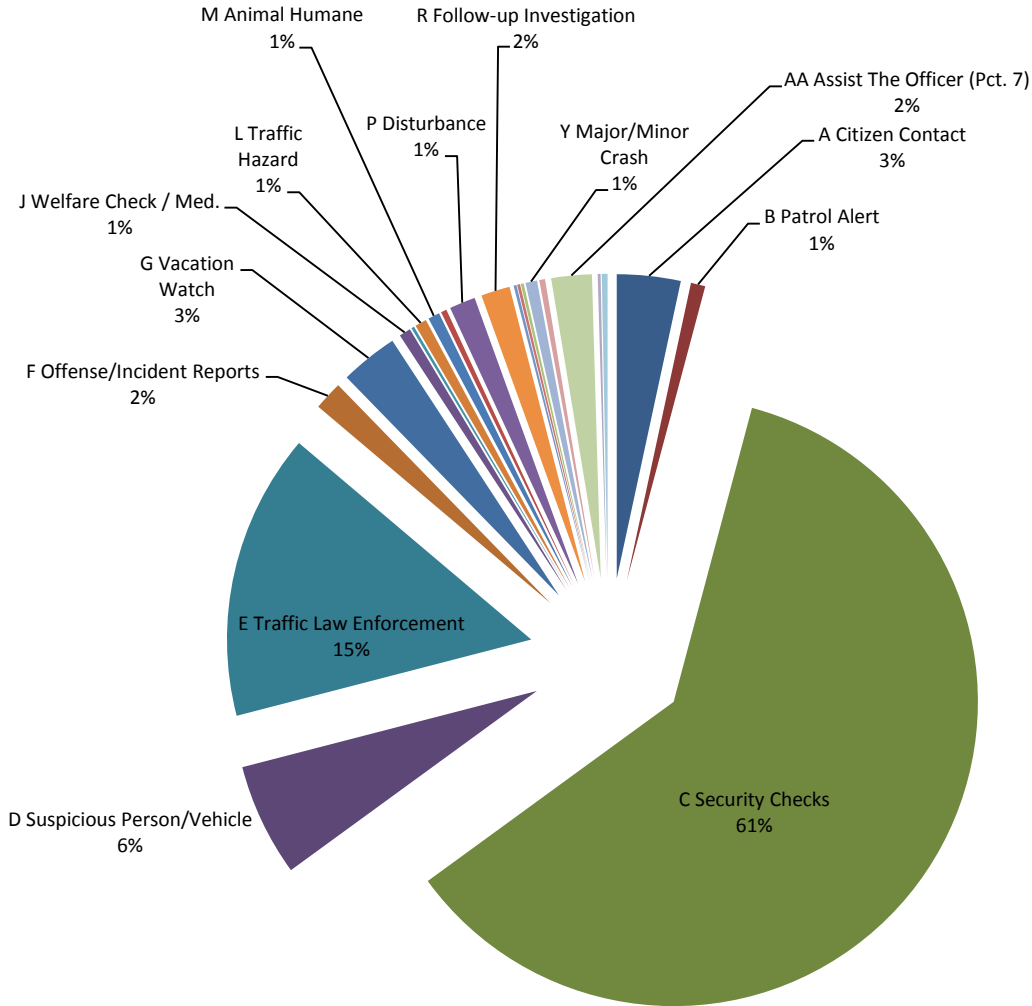
A. Patrol Activity Monthly Total:

0651

*	Patrol Activity Types	7S18	7S28	7S29	TOT	AVER	%
A	Citizen Contact	17	5	0	22	7.3	3%
B	Patrol Alert	2	0	3	5	1.7	1%
C	Security Checks	66	128	202	396	132.0	61%
D	Suspicious Person/Vehicle	25	6	8	39	13.0	6%
E	Traffic Law Enforcement	37	49	13	99	33.0	15%
F	Offense/Incident Reports	4	6	0	10	3.3	2%
G	Vacation Watch	5	8	7	20	6.7	3%
H	Open Door / Window	0	0	0	0	0.0	0%
I	Assist Contract Citizen	0	0	0	0	0.0	0%
J	Welfare Check / Med.	0	3	1	4	1.3	1%
K	Traffic Initiative	1	0	0	1	0.3	0%
L	Traffic Hazard	0	4	0	4	1.3	1%
M	Animal Humane	3	1	0	4	1.3	1%
N	Alarms	1	1	0	2	0.7	0%
O	Mental Cases (171)	0	0	0	0	0.0	0%
P	Disturbance	1	5	3	9	3.0	1%
Q	Criminal Investigation	0	0	0	0	0.0	0%
R	Follow-up Investigation	6	4	0	10	3.3	2%
S	Criminal Mischief	0	1	0	1	0.3	0%
T	Burglary Residence/Vehicle	0	1	0	1	0.3	0%
U	Theft / Theft of Business	0	1	0	1	0.3	0%
V	Citizen Assaulted	0	0	0	0	0.0	0%
W	Robbery of an Individual	0	0	0	0	0.0	0%
X	Trespass Warning	0	0	0	0	0.0	0%
Y	Major/Minor Crash	2	2	0	4	1.3	1%
Z	Child Custody Disputes	1	1	0	2	0.7	0%
AA	Assist The Officer (Pct. 7)	13	0	1	14	4.7	2%
BB	Runaway Missing Persons	0	1	0	1	0.3	0%
CC	Assisted LEA	2	0	0	2	0.7	0%
DD	Solicitors	0	0	0	0	0.0	0%
EE	Meeting/Event/Ct.	0	0	0	0	0.0	0%
*	MONTH TOTALS	186	227	238	651	217.0	100%

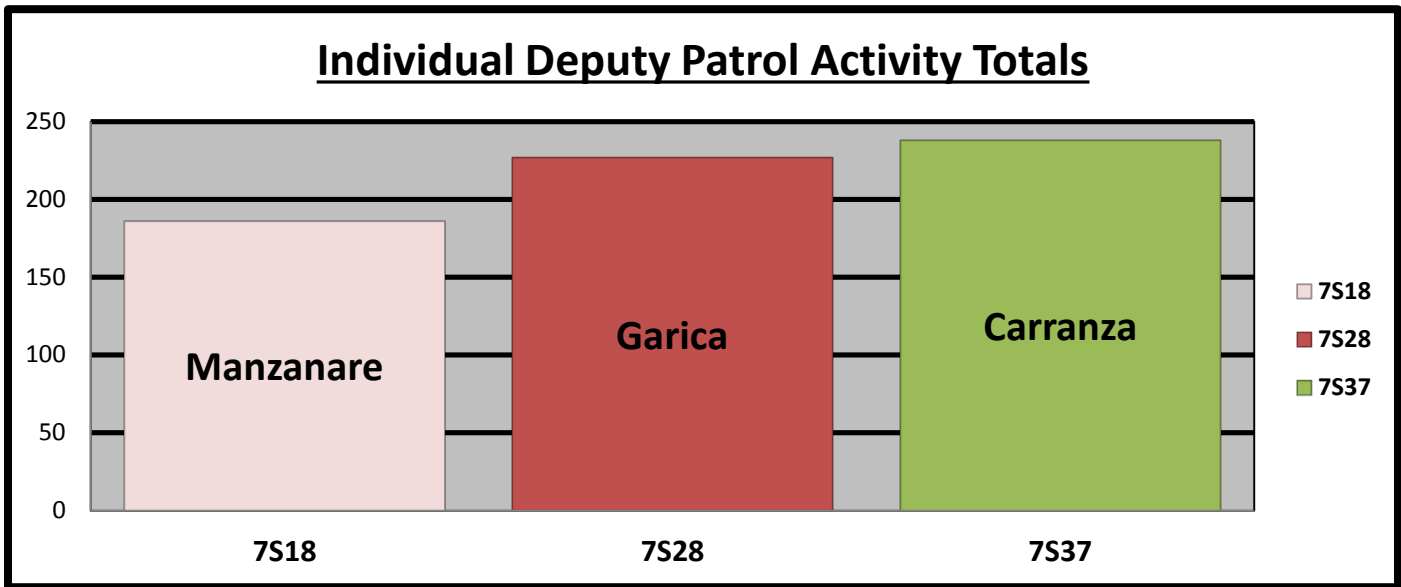
A1. Patrol Activity Percentage:

Percentage of Patrol Activity



- | | | | |
|-------------------------------|------------------------------|----------------------------------|--------------------------------|
| ■ A Citizen Contact | ■ B Patrol Alert | ■ C Security Checks | ■ D Suspicious Person/Vehicle |
| ■ E Traffic Law Enforcement | ■ F Offense/Incident Reports | ■ G Vacation Watch | ■ H Open Door / Window |
| ■ I Assist Contract Citizen | ■ J Welfare Check / Med. | ■ K Traffic Initiative | ■ L Traffic Hazard |
| ■ M Animal Humane | ■ N Alarms | ■ O Mental Cases (171) | ■ P Disturbance |
| ■ Q Criminal Investigation | ■ R Follow-up Investigation | ■ S Criminal Mischief | ■ T Burglary Residence/Vehicle |
| ■ U Theft / Theft of Business | ■ V Citizen Assaulted | ■ W Robbery of an Individual | ■ X Trespass Warning |
| ■ Y Major/Minor Crash | ■ Z Child Custody Disputes | ■ AA Assist The Officer (Pct. 7) | ■ BB Runaway Missing Persons |
| ■ CC Assisted LEA | ■ DD Solicitors | ■ EE Meeting/Event/Ct. | |

B. Patrol Activity by West Belfort Personnel:

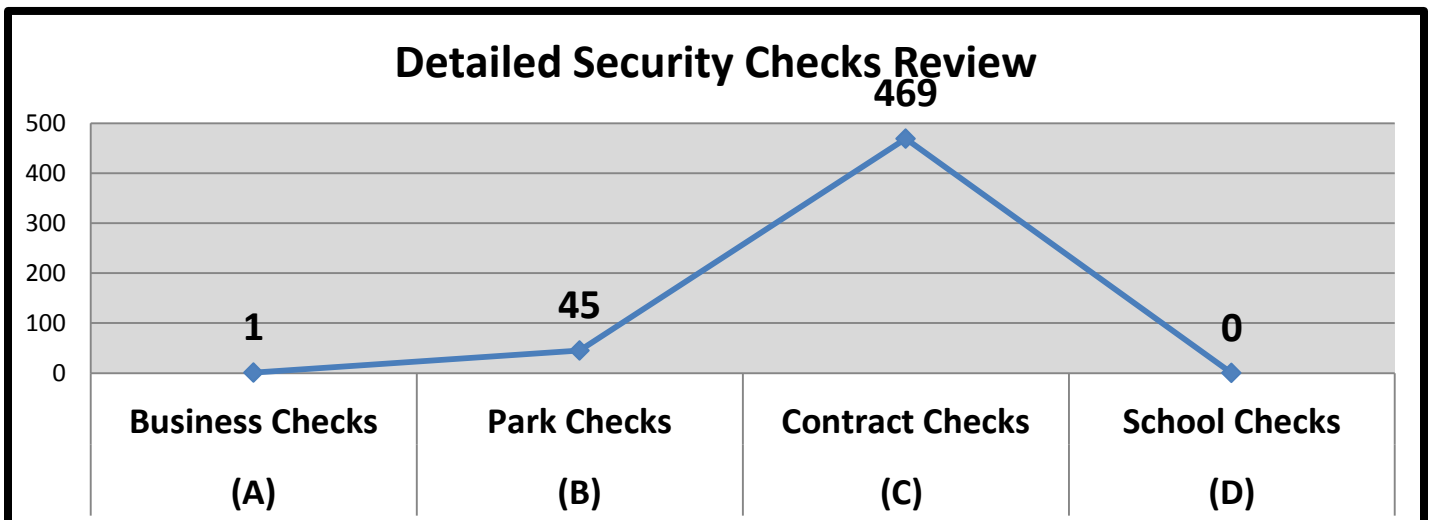


C. Security Checks Monthly Total:

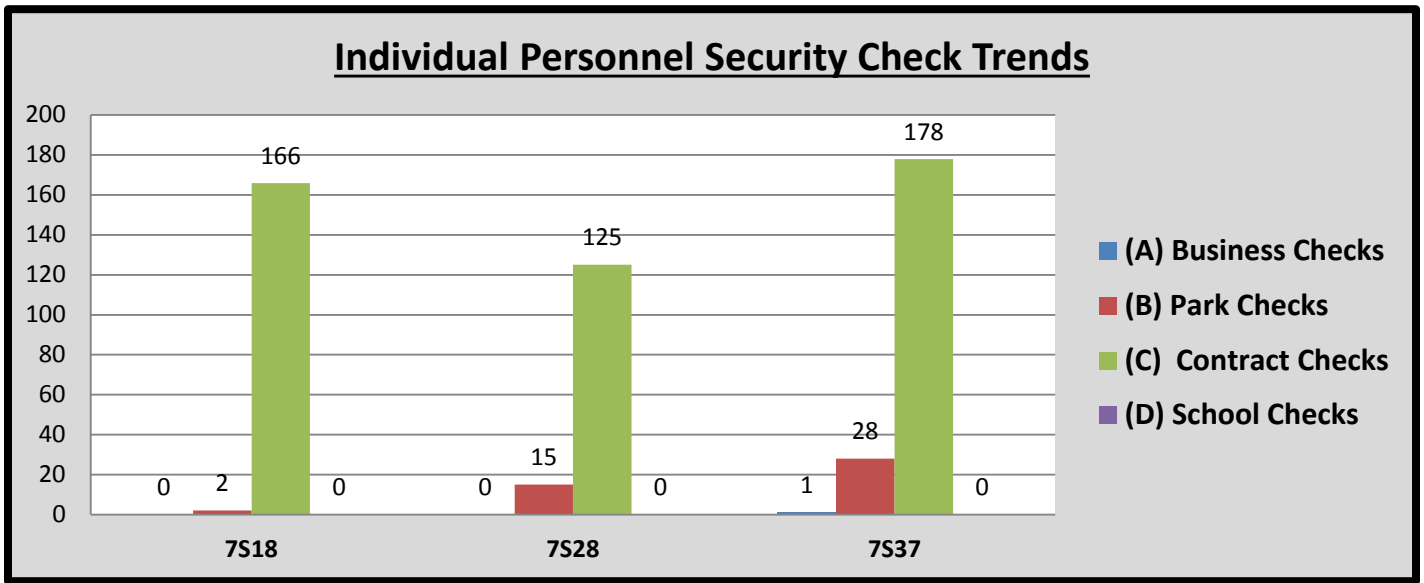
0515

*	Security Checks	7S18	7S28	7S29	TOT	AVER	%
(A)	Business Checks	0	0	1	1	0.3	0%
(B)	Park Checks	2	15	28	45	15.0	9%
(C)	Contract Checks	166	125	178	469	156.3	91%
(D)	Plaza Checks	0	0	0	0	0.0	0%
(E)	<i>Totals</i>	168	140	207	515	171.7	100%

D. Detailed Security Checks Monthly:



E. Individual Personnel Security Check Trends:



F. CIT/MHO Dispositions Monthly Total:

000

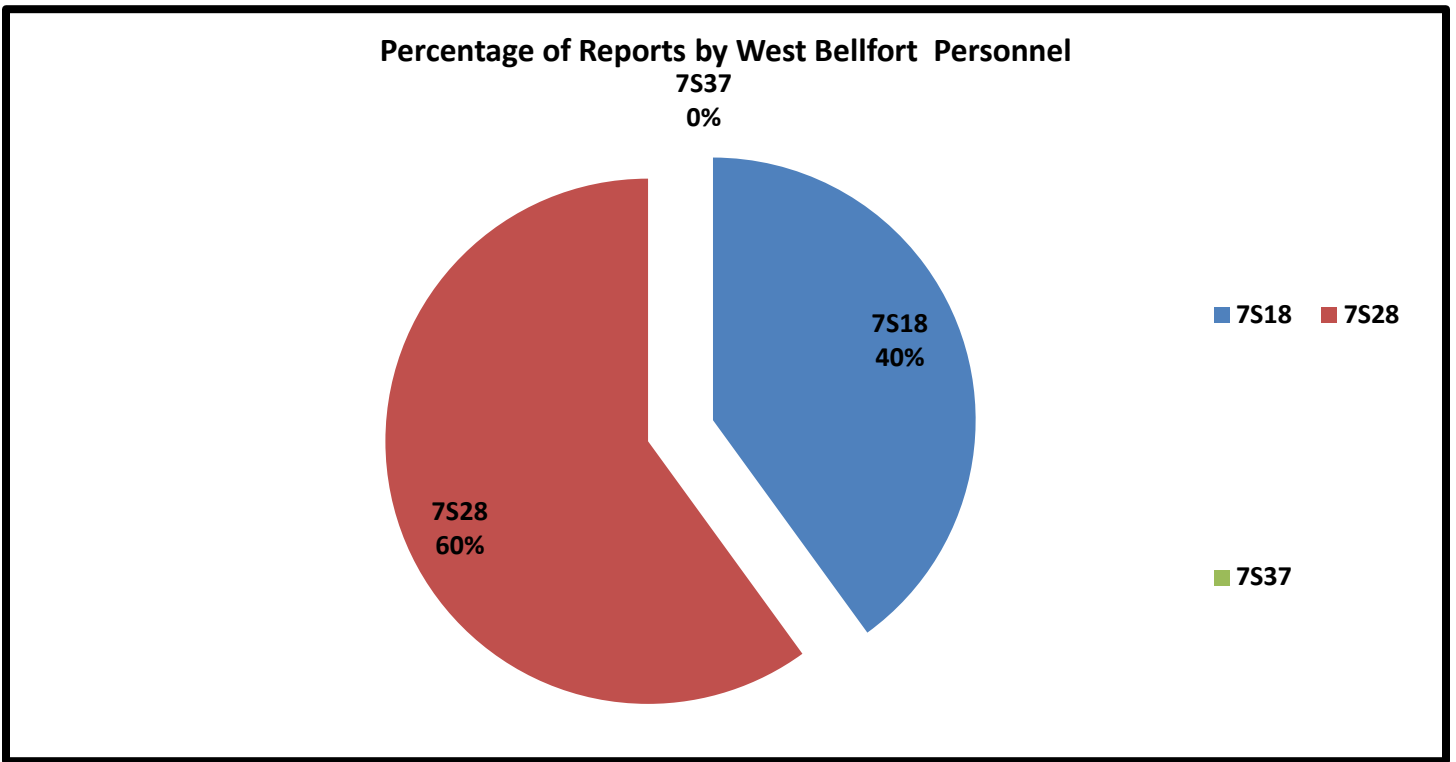
*	<i>C.I.T. Dispositions</i>	7S18	7S28	7S29	TOT	AVER	%
(A)	CIT/MHO Outside Referral	0	0	0	0	0.0	#DIV/0!
(B)	CIT/MHO Transport	0	0	0	0	0.0	#DIV/0!
(C)	CIT/MHO CIT Contact	0	0	0	0	0.0	#DIV/0!
(D)	CIT/MHO Arrest	0	0	0	0	0.0	#DIV/0!
(E)	<i>Totals</i>	0	0	0	0	0.0	#DIV/0!

G. Offense/Incident Reports Monthly Total:

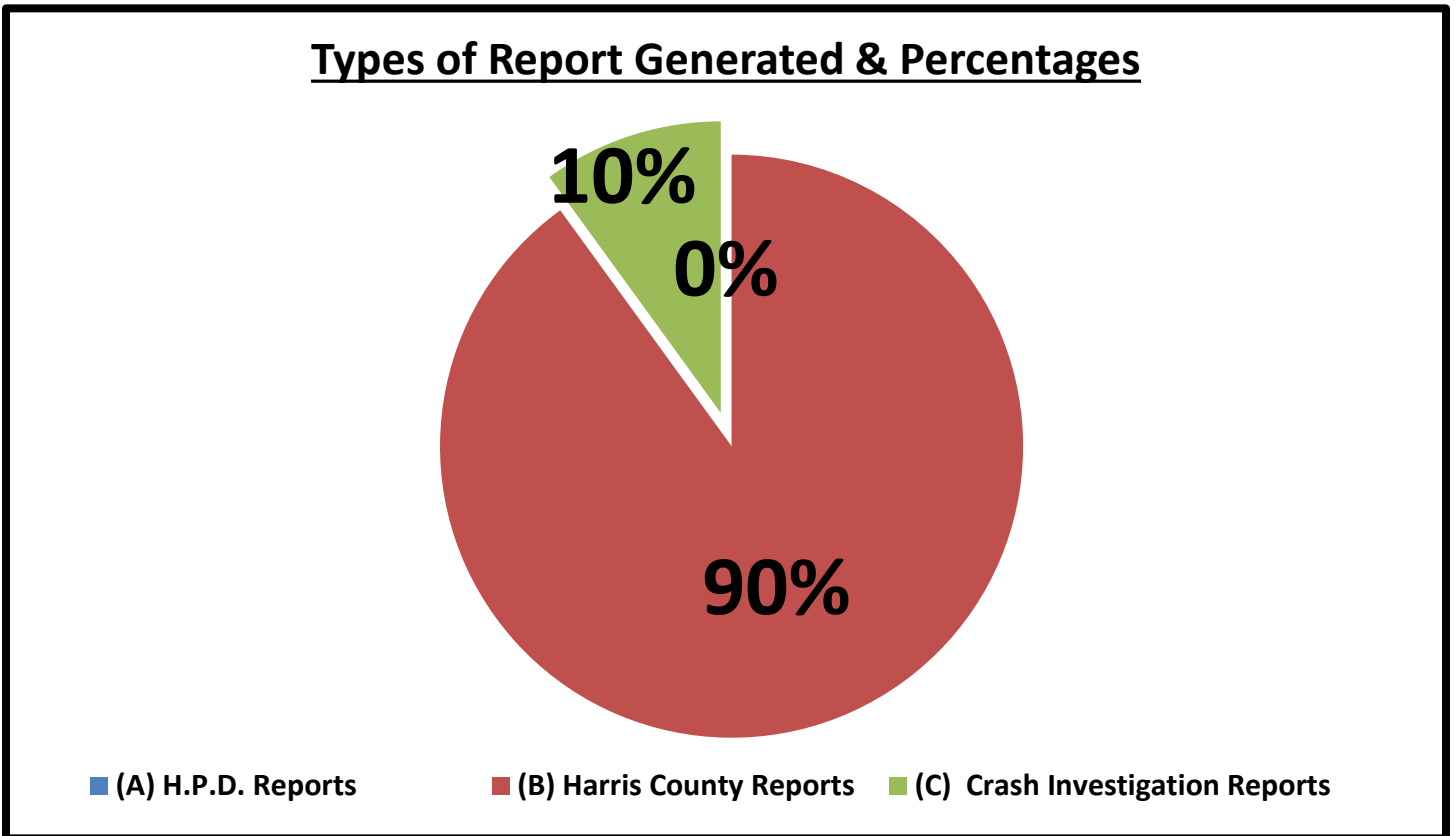
010

*	<i>Offense/Incident Reports</i>	7S18	7S28	7S29	TOT	AVER	%
(A)	H.P.D. Reports	0	0	0	0	0.0	0%
(B)	Harris County Reports	3	6	0	9	3.0	90%
(C)	Crash Investigation Reports	1	0	0	1	0.3	10%
(D)	<i>Totals</i>	4	6	0	10	3.3	100%

H. Report Generation Percentages:



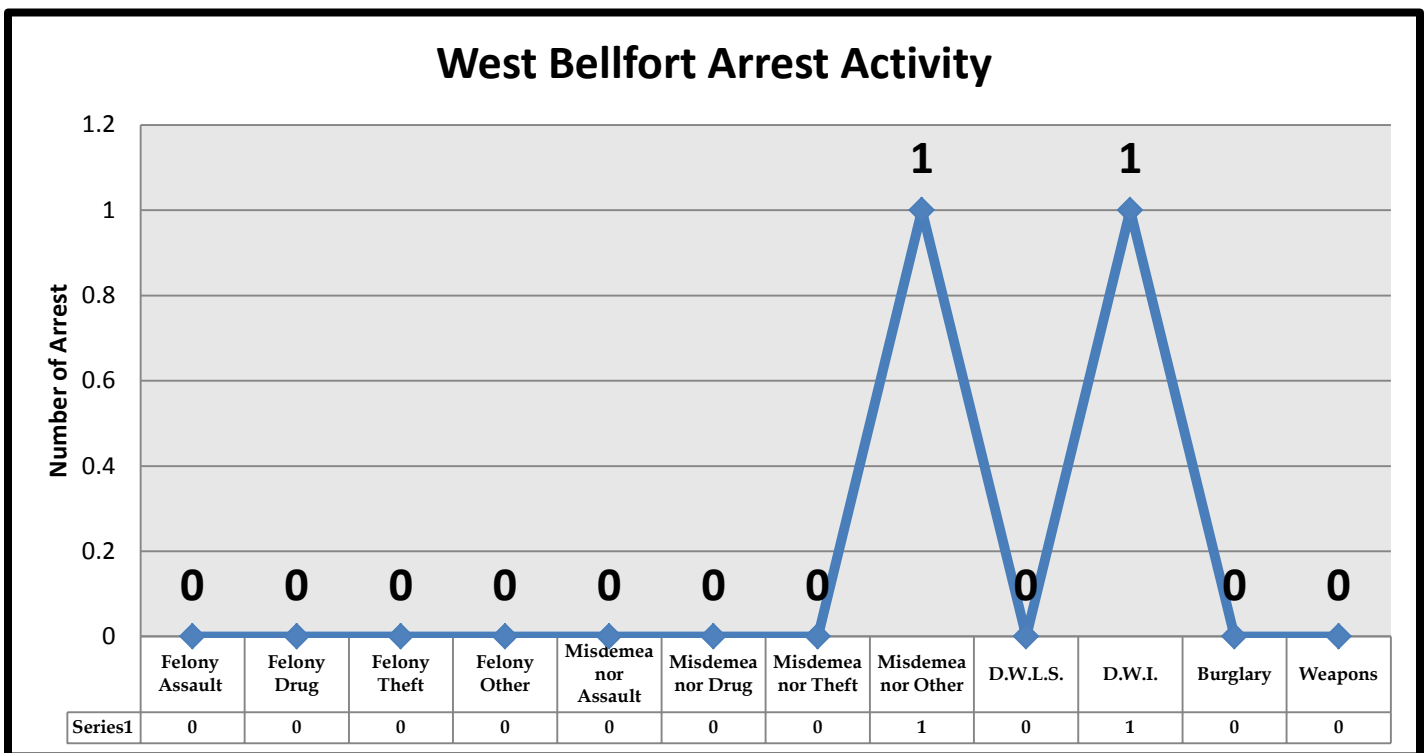
I. Percentages:



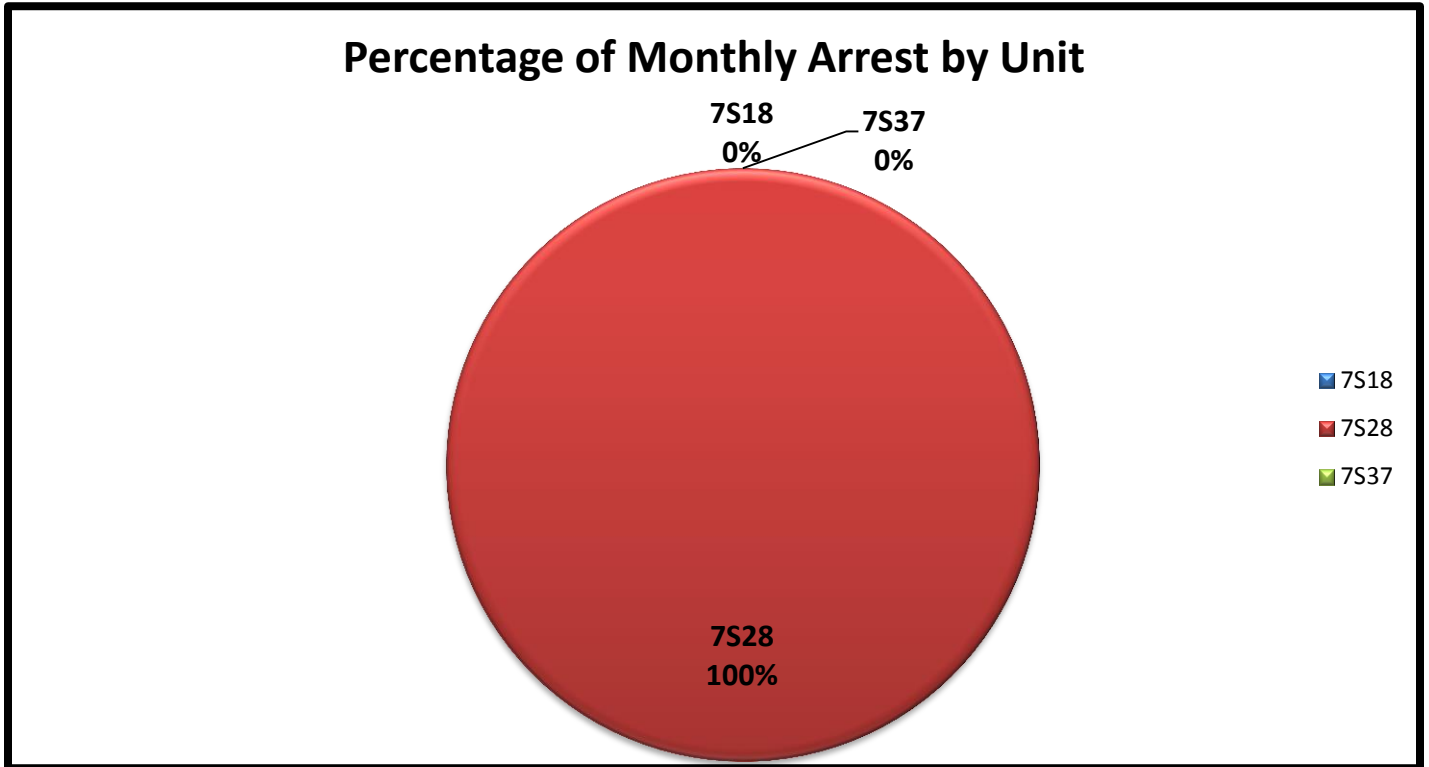
J. Types of Criminal Arrests Monthly Total:

*	Types of Criminal Arrests	7S18	7S28	7S29	TOT	AVER	%
A	Felony Assault	0	0	0	0	0.0	0%
B	Felony Drug	0	0	0	0	0.0	0%
C	Felony Theft	0	0	0	0	0.0	0%
D	Felony Other	0	0	0	0	0.0	0%
E	Misdemeanor Assault	0	0	0	0	0.0	0%
F	Misdemeanor Drug	0	0	0	0	0.0	0%
G	Misdemeanor Theft	0	0	0	0	0.0	0%
H	Misdemeanor Other	0	1	0	1	0.3	50%
I	D.W.L.S.	0	0	0	0	0.0	0%
J	D.W.I.	0	1	0	1	0.3	50%
K	Burglary	0	0	0	0	0.0	0%
L	Weapons	0	0	0	0	0.0	0%
M	Totals	0	2	0	2	0.7	100%

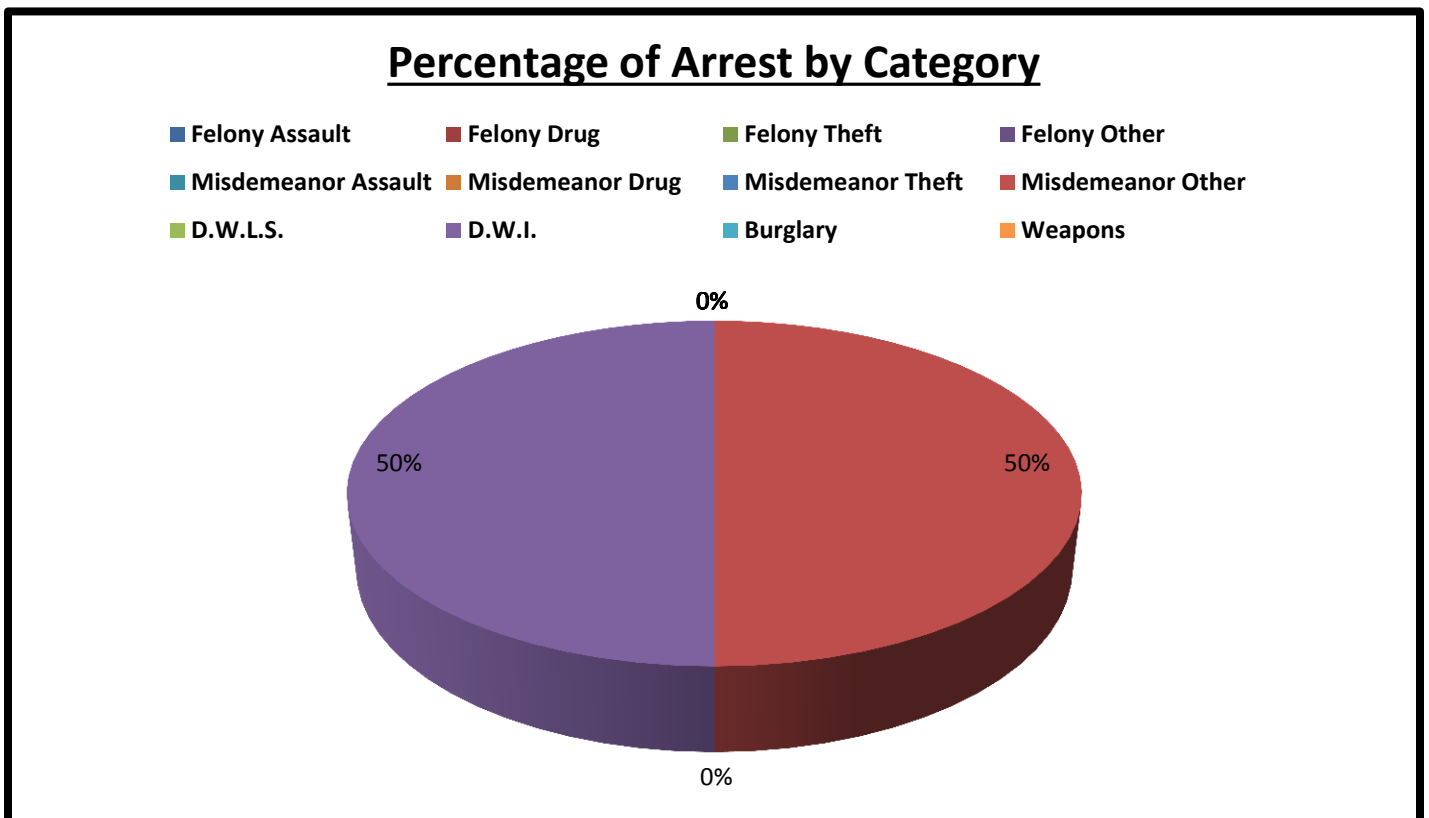
K. Types of Criminal Arrests Monthly Total:



L. Types of Criminal Arrests Percentage Total:



M. Types of Criminal Arrests Monthly Percentage Total:



N. Executed Warrant Monthly Total:

003

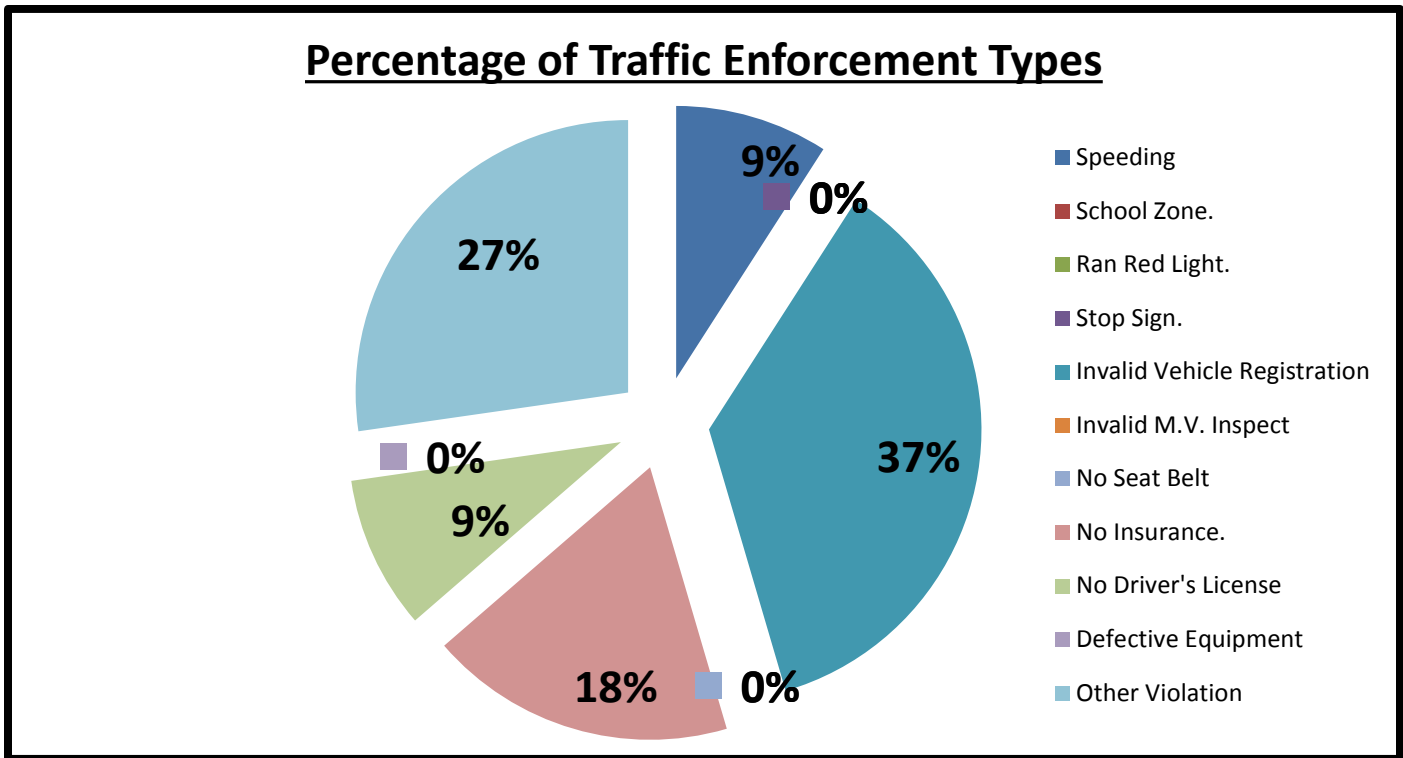
*	<i>Executed Warrants</i>	7S18	7S28	7S29	TOT	AVER	%
(A)	Felony Warrants	0	0	0	0	0.0	0%
(B)	Misdemeanor Warrants	0	3	0	3	1.0	100%
(C)	<i>Totals</i>	0	3	0	3	1.0	100%

O. Traffic Law Enforcement Total:

046

*	<i>Traffic Enforcement</i>	7S18	7S28	7S29	TOT	AVER	%
A	Speeding	0	1	0	1	0.3	9%
B	School Zone.	0	0	0	0	0.0	0%
C	Ran Red Light.	0	0	0	0	0.0	0%
D	Stop Sign.	0	0	0	0	0.0	0%
E	Invalid Vehicle Registration	1	3	0	4	1.3	36%
F	Invalid M.V. Inspect	0	0	0	0	0.0	0%
G	No Seat Belt	0	0	0	0	0.0	0%
H	No Insurance.	2	0	0	2	0.7	18%
I	No Driver's License	1	0	0	1	0.3	9%
J	Defective Equipment	0	0	0	0	0.0	0%
K	Other Violation	1	2	0	3	1.0	27%
L	Written Warnings	0	0	0	0	0.0	0%
M	Verbal Warning	0	35	0	35	11.7	100%
N	Citation	5	6	0	11	3.7	24%
O	Total Violations	5	41	0	46	15.3	100%

P. Traffic Law Enforcement Total:



Q. Citations vs. Warnings Monthly Total:

046

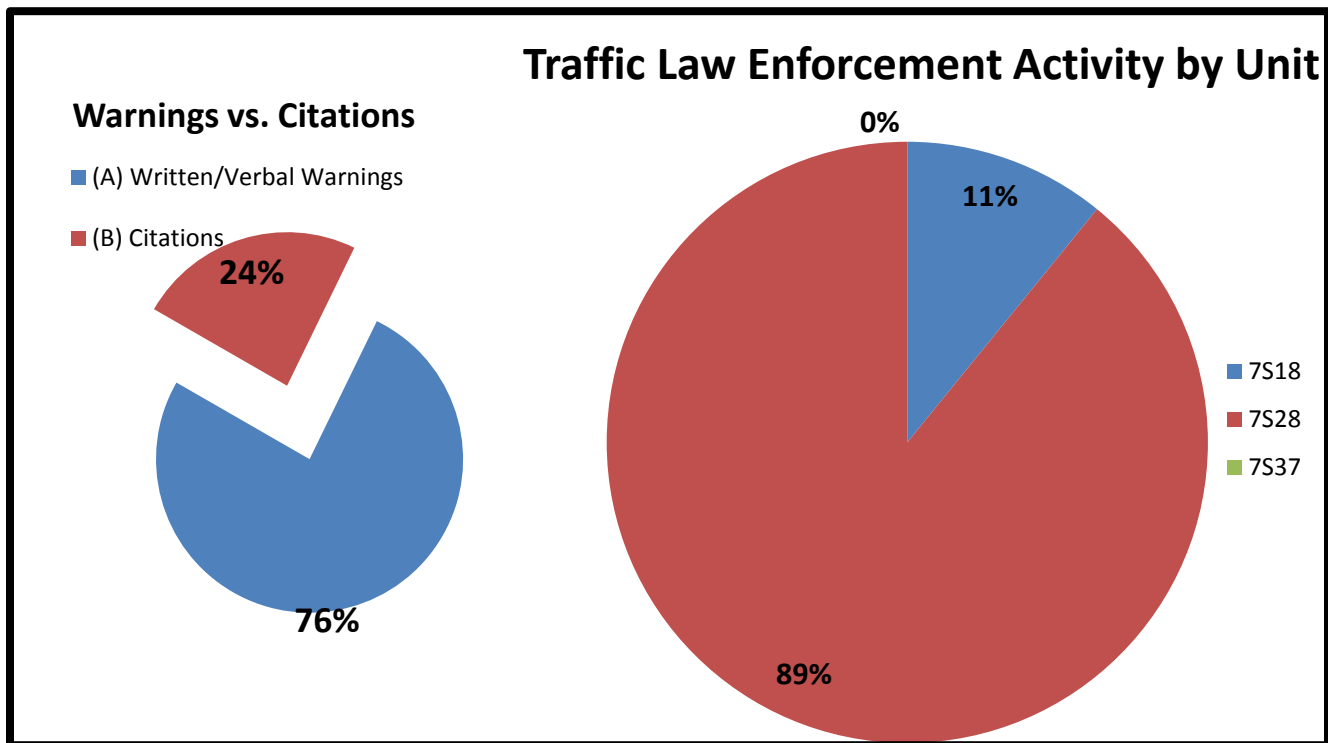
*	Warnings vs. Citations	7S18	7S28	7S29	TOT	AVER	%
(A)	Written/Verbal Warnings	0	35	0	35	11.7	76%
(B)	Citations	5	6	0	11	3.7	24%
(C)	<i>Totals</i>	5	41	0	46	15.3	100%

R. Sources of Calls for Service Monthly Total:

641

*	Sources of Calls for Service	7S18	7S28	7S29	TOT	AVER	%
(A)	On View	0	14	0	14	4.7	2%
(B)	Dispatched	9	20	5	34	11.3	5%
(C)	Self-Initiated	173	187	233	593	197.7	93%
(D)	<i>Totals</i>	182	221	238	641	213.7	100%

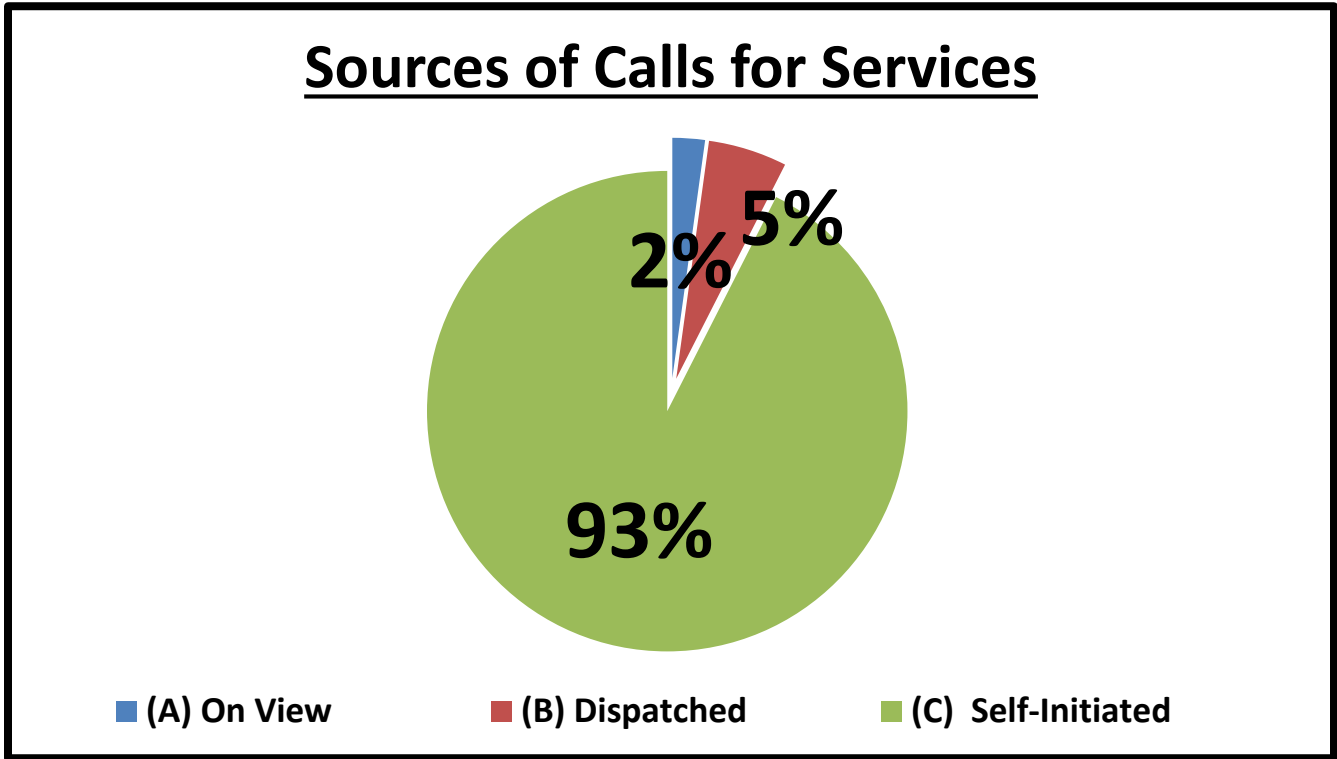
S. Traffic Law Enforcement Activity by Unit Percentages:



T. Sources of Calls for Service Percentages:

*	Sources of Calls for Service	7S18	7S28	7S29	TOT
(A)	On View	0%	6%	0%	2%
(B)	Dispatched	5%	9%	2%	5%
(C)	Self-Initiated	95%	85%	98%	93%
(D)	Totals	100%	100%	100%	100%

U. Sources of Calls for Service Percentages:



V. Free Reserve Personnel Time Utilized in Contract Monthly Total: 008

*	<i>Free Reserve Personnel Time</i>	7S18	7S28	7S29		TOT	AVER	%
(A)	<i>Totals</i>	8	0	0		8	2.7	100%

W. Monthly Productivity Analysis Report (M.P.A.R.) - Executive Summary:

*	<i>Units</i>	7S18	7S28	7S29		TOT	AVER
1	Patrol Activity	186	227	238		651	217.0
2	Security Checks	168	140	207		515	171.7
3	C.I.T. Interactions	0	0	0		0	0.0
4	Offense/Incident Reports	4	6	0		10	3.3
*	<i>Total Service Calls</i>	358	373	445		1176	392.0
1	Criminal Arrests	0	2	0		2	0.7
2	Citations Issued	5	6	0		11	3.7
3	Written & Verbal Warnings	0	35	0		35	11.7
*	<i>Enforcement Service Calls</i>	5	43	0		48	16.0
*	<i>Total Hours</i>	160	160	160		480	160.0
1	Sick Time Used	8	8	0		16	5.3
2	Vacation Time Used	0	0	0		0	0.0
3	Training Time Used	0	0	0		0	0.0
4	Compensatory Time Used	32	0	0		32	10.7
*	<i>Hours Actually Worked</i>	120	152	160		432	144.0
*	<i>Unit Productivity Ratio</i>	3.0	2.7	2.8		2.8	2.8

X. Mileage Total:

3124

*	<i>Mileage</i>	7S18	7S28	7S29		TOT	AVER	%
(A)	<i>Totals</i>	923	944	1257		3124	1041.3	480%

Y. Patrol Alert Submission Report:

*	<i>Received</i>				<i>Subject</i>
00x	<i>Date</i>	<i>Time</i>	<i>Code</i>	<i>Location</i>	
A.					

Z. Incident Summaries:

01.	JULY 01, 2019	2000 HOURS	STOLEN VEHICLE		DEPUTY Y. GARCIA	
	EVENING SHIFT:	7800 CREEKBEND DR	WB	"F"	HC:	1907-00007
<p>On July 01, 2019, a Monday, at approximately 20:58 hours, while on patrol in the "W. Bellfort Contract", Deputy Y. Garcia was performing routine patrol and law enforcement services when I (Deputy Y. Garcia) got dispatched to a Stolen Vehicle that had already occurred call for service. Upon making contact with the complainant deputy discovered a Vehicle stolen had occurred involving an unknown suspect. Deputy gathered all pertinent information needed to make a report. Report Generated. The patrol activity type is "PAT=T".</p>						

02.	JULY 03, 2019	1000 HOURS	STOLEN VEHICLE RECOVERY		DEPUTY C. MANZANARE	
	DAYSHIFT:	7700 CREEKBEND DR	WB	"N/A"	HC:	1907-00017
<p>On July 03, 2019, a Wednesday, at approximately 1044 hours, while on patrol in the "West Bellfort Contract", Deputy C. Manzanare was performing routine patrol and law enforcement services when I (Deputy C. Manzanare) got flagged down in regards to a suspicious vehicle. Upon checking the license plate I discovered the vehicle was reported stolen out of Galveston PD. Dispatch was able to confirm the stolen hit and the vehicle was recovered. Deputy gathered all pertinent information needed to make a report. Report Generated. The patrol activity type is "PAT=D".</p>						

03.	JULY 12, 2019	1900 HOURS	ACCIDENT-FSGI		DEPUTY Y. GARCIA	
	EVENING SHIFT:	5800 W BELLFORT	WB	"N/A"	HC:	1907-00086
<p>On July 12, 2019, a Friday, at approximately 19:43 hours, while on patrol in the "W. Bellfort Contract", Deputy Y. Garcia was performing routine patrol and law enforcement services when I (Deputy Y. Garcia) was flagged down for FSGI call for service. Upon making contact with the complainant deputy discovered that a FSGI Crash had occurred at a Mc Donald's plot when the suspect vehicle took off. Deputy gathered all pertinent information needed to make a report. Report Generated. The patrol activity type is "PAT=Y".</p>						

04.	JULY 13, 2019	0800 HOURS	MINOR ACCIDENT		DEPUTY C. MANZANARE	
	DAYSHIFT:	7600 CREEKBEND DR	WB	"N/A"	HC:	1907-00090
<p>On July 13, 2019, a Saturday, at approximately 0856 hours, while on patrol in the "West Bellfort Contract", Deputy C. Manzanare was performing routine patrol and law enforcement services when I (Deputy C. Manzanare) on viewed an accident call for service. Upon making contact Deputy gathered all pertinent information from the at-fault driver and vehicles struck to make a report. Crash Report Generated. The patrol activity type is "PAT=Y".</p>						

05.	JULY 16, 2019	1300 HOURS	WARRANT ARREST		DEPUTY C. MANZANARE	
	DAYSHIFT:	7600 BANKSIDE DR	WB	"M"	HC:	1907-00120
<p>On July 16, 2019, a Tuesday, at approximately 1317 hours, while on patrol in the "West Bellfort Contract", Deputy C. Manzanare was performing routine patrol and law enforcement services when I (Deputy C. Manzanare) initiated a Traffic stop on a motor vehicle. The driver of the vehicle was found to have 4 open class C warrants out of Deer Park PD. Warrants were confirmed and suspect was arrested. Suspect was later released to a Deer Park Police Officer. The patrol activity type is "PAT=E".</p>						

06.	JULY 18, 2019	1200 HOURS	WARRANT ARREST		DEPUTY C. MANZANARE	
	DAYSHIFT:	9600 W BELLFORT ST	WB	"M"	HC:	1907-00137
<p>On July 18, 2019, a Thursday, at approximately 1235 hours, while on patrol in the "West Bellfort Contract", Deputy C. Manzanare was performing routine patrol and law enforcement services when I (Deputy C. Manzanare) initiated a Traffic stop on a motor vehicle. The driver of the vehicle was found to have 2 open class C warrants out of Harris county. Warrants were confirmed and suspect was arrested. Suspect was transported to Harris county Jail without further incident. The patrol activity type is "PAT=E".</p>						

07.	JULY 19, 2019	2100 HOURS	CHILD CUSTODY REPORT		DEPUTY Y. GARCIA	
	EVENING SHIFT:	7900 CANDLE LN	WB	"N/A"	HC:	1907-00152
<p>On July 19, 2019, a Friday, at approximately 21:29 hours, while on patrol in the "W. Bellfort Contract", Deputy Y. Garcia was performing routine patrol and law enforcement services when I (Deputy Y. Garcia) got dispatched to a Child Custody Dispute call for service. Upon making contact with the complainant deputy observed that the reportee did not have the correct paperwork at that location. Deputy gathered all pertinent information needed to make a report. Deputy will follow up on this case Report Generated. The patrol activity type is "PAT=Z".</p>						

08.	JULY 27, 2019	1700 HOURS	BURGLARY OF HABITATION		DEPUTY Y. GARCIA	
	EVENING SHIFT:	11110 BRAES FOREST	WB	"T"	HC:	1907-00217
<p>On July 27, 2019, a Saturday, at approximately 17:16 hours, while on patrol in the "W. Bellfort Contract", Deputy Y. Garcia was performing routine patrol and law enforcement services when I (Deputy Y. Garcia) got dispatched to a Burglary of a Habitation call for service. Upon making contact with the complainant deputy discovered that a Burglary had occurred involving an unknown suspect. Deputy gathered all pertinent information needed to make a report. Deputy will follow up on this case Report Generated. The patrol activity type is "PAT=T".</p>						

09.	JULY 28, 2019	1500 HOURS	DRIVING W/INTOXICATED		DEPUTY Y. GARCIA	
	EVENING SHIFT:	5800 W. BELLFORT	WB	"M"	HC:	1907-00225
<p>On July 28, 2019, a Sunday, at approximately 15:16 hours, while on patrol in the "W. Bellfort Contract", Deputy Y. Garcia was performing routine patrol and law enforcement services when I (Deputy Y. Garcia) initiated a traffic stop on a vehicle. Upon making contact with the offender the deputy discovered that the offender was intoxicated and was taken into custody. Deputy gathered all pertinent information needed to make a report. Report Generated. The patrol activity type is "PAT=E".</p>						

10.	JULY 29, 2019	1800 HOURS	ARREST REPORT		DEPUTY Y. GARCIA	
	EVENING SHIFT:	7700 BRAESRIDGE DR	WB	"M"	HC:	1907-00227
<p>On July 2, 2019, a Monday, at approximately 17:16 hours, while on patrol in the "W. Bellfort Contract", Deputy Y. Garcia was performing routine patrol and law enforcement services when I (Deputy Y. Garcia) initiated a traffic stop on a vehicle. Upon making contact with the offender the deputy discovered that the offender had Class "C" Warrants and was taken into custody. Deputy gathered all pertinent information needed to make a report. Report Generated. The patrol activity type is "PAT=E".</p>						

Sergeant Jon Meek

Sergeant Jon Meek
 Neighborhood Patrol Division, First Line Supervisor
 Harris County Constable's Office of Precinct 713-643-6602