



MAY WALKER, CONSTABLE
PRECINCT SEVEN
HARRIS COUNTY, TEXAS

MAIN OFFICE
5300 Griggs Road
Houston, Texas 77021
PHONE (713) 643-6602
FAX (713) 643-3401

Date: August 13, 2019

From: Sergeant Jon Meek
Neighborhood Patrol Division, First Line Supervisor
Harris County Constable's Office of Precinct "7"

To: Property Owners Association
Board of Directors & Management Company

Subject: July Monthly Productivity Analysis Report
Enclosure: **MPAR – July 2019**
Distribution: Executive Command Staff & Board of Directors & Management Company

The purpose of this "**Monthly Productivity Analysis Report**" (M.P.A.R.) is to provide the executive command staff with the appropriate data to analyze the productivity of assigned personnel and their shifts' activities to allow for the validation of individual and divisional performance evaluations. With regard to the specific contents of the report, there are 18 distinctive component parts of this report. These components are enumerated below:

- | | |
|--|---|
| 01. Patrol Activity Details | 10. Traffic Enforcement Report |
| 02. Patrol Activity Analytical Summary | 11. Trends & Percentages of Traffic |
| 03. Patrol Activity Percentages & Trends | 12. Citation & Warning Issuance Review |
| 04. Security Checks Report | 13. Call for Service Report (<i>C.F.S.</i>) |
| 05. Security Checks Percentages & Trends | 14. Trends & Percentages for <i>C.F.S.</i> |
| 06. Crisis Intervention Disposition Report | 15. Overtime Report (service at no Cost) |
| 07. Offense/Incident Generation Report | 16. Reserve Deputy Use (at no Cost) |
| 08. Criminal Arrest Types Report | 17. Incident Summarization |
| 09. Warrant Execution Report | 18. Hotspot Report Data Review |

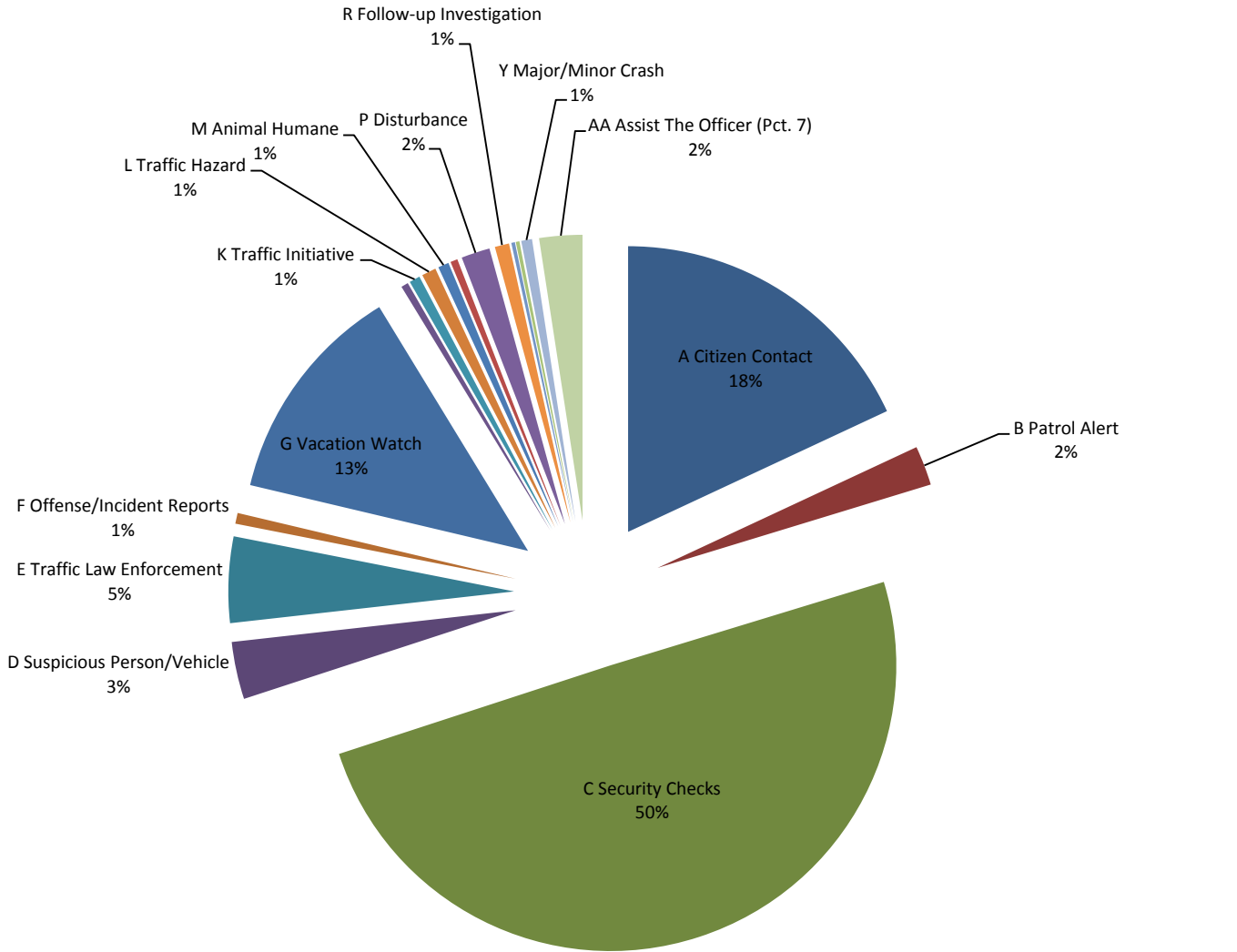
A cursory analysis of the statistical data from this report should be demonstrative of the quality of performance of this agency in realizing the contractual obligations and the overall achievement of the goals and objectives of this Agency and the Contract Division.

A. Patrol Activity Monthly Total:

*	Patrol Activity Types	7S17	7S26	TOT	AVER	%
A	Citizen Contact	9	80	89	44.5	18%
B	Patrol Alert	0	11	11	5.5	2%
C	Security Checks	55	190	245	122.5	50%
D	Suspicious Person/Vehicle	5	11	16	8.0	3%
E	Traffic Law Enforcement	12	12	24	12.0	5%
F	Offense/Incident Reports	3	0	3	1.5	1%
G	Vacation Watch	5	57	62	31.0	13%
H	Open Door / Window	0	0	0	0.0	0%
I	Assist Contract Citizen	0	0	0	0.0	0%
J	Welfare Check / Med.	1	1	2	1.0	0%
K	Traffic Initiative	0	3	3	1.5	1%
L	Traffic Hazard	2	2	4	2.0	1%
M	Animal Humane	3	0	3	1.5	1%
N	Alarms	2	0	2	1.0	0%
O	Mental Cases (171)	0	0	0	0.0	0%
P	Disturbance	0	8	8	4.0	2%
Q	Criminal Investigation	0	0	0	0.0	0%
R	Follow-up Investigation	2	2	4	2.0	1%
S	Criminal Mischief	1	0	1	0.5	0%
T	Burglary Residence/Vehicle	0	0	0	0.0	0%
U	Theft / Theft of Business	1	0	1	0.5	0%
V	Citizen Assaulted	0	0	0	0.0	0%
W	Robbery of an Individual	0	0	0	0.0	0%
X	Trespass Warning	0	0	0	0.0	0%
Y	Major/Minor Crash	2	1	3	1.5	1%
Z	Child Custody Disputes	0	0	0	0.0	0%
AA	Assist The Officer (Pct. 7)	12	0	12	6.0	2%
BB	Runaway Missing Persons	0	0	0	0.0	0%
CC	Assisted LEA	0	0	0	0.0	0%
DD	Solicitors	0	0	0	0.0	0%
EE	Meeting/Event/Ct.	0	0	0	0.0	0%
*	MONTH TOTALS	115	378	493	246.5	100%

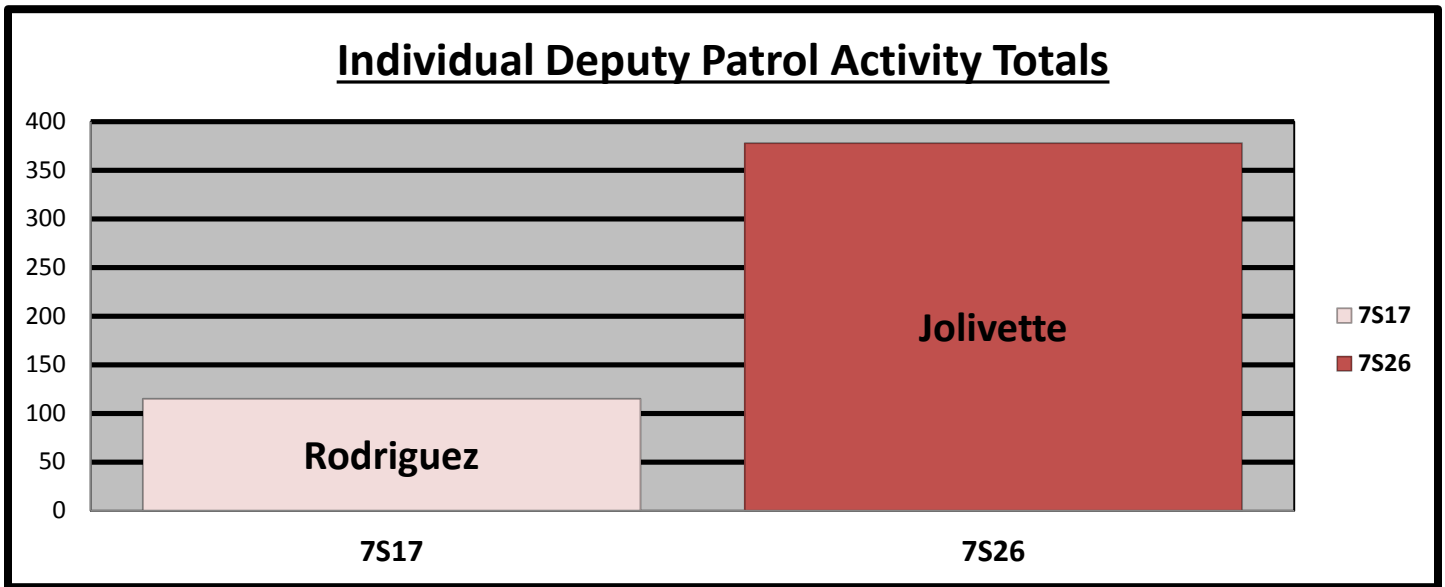
A1. Patrol Activity Percentage:

Percentage of Patrol Activity



- | | | | |
|-------------------------------|------------------------------|----------------------------------|--------------------------------|
| ■ A Citizen Contact | ■ B Patrol Alert | ■ C Security Checks | ■ D Suspicious Person/Vehicle |
| ■ E Traffic Law Enforcement | ■ F Offense/Incident Reports | ■ G Vacation Watch | ■ H Open Door / Window |
| ■ I Assist Contract Citizen | ■ J Welfare Check / Med. | ■ K Traffic Initiative | ■ L Traffic Hazard |
| ■ M Animal Humane | ■ N Alarms | ■ O Mental Cases (171) | ■ P Disturbance |
| ■ Q Criminal Investigation | ■ R Follow-up Investigation | ■ S Criminal Mischief | ■ T Burglary Residence/Vehicle |
| ■ U Theft / Theft of Business | ■ V Citizen Assaulted | ■ W Robbery of an Individual | ■ X Trespass Warning |
| ■ Y Major/Minor Crash | ■ Z Child Custody Disputes | ■ AA Assist The Officer (Pct. 7) | ■ BB Runaway Missing Persons |
| ■ CC Assisted LEA | ■ DD Solicitors | ■ EE Meeting/Event/Ct. | |

B. Patrol Activity by Braeburn Valley West Personnel:

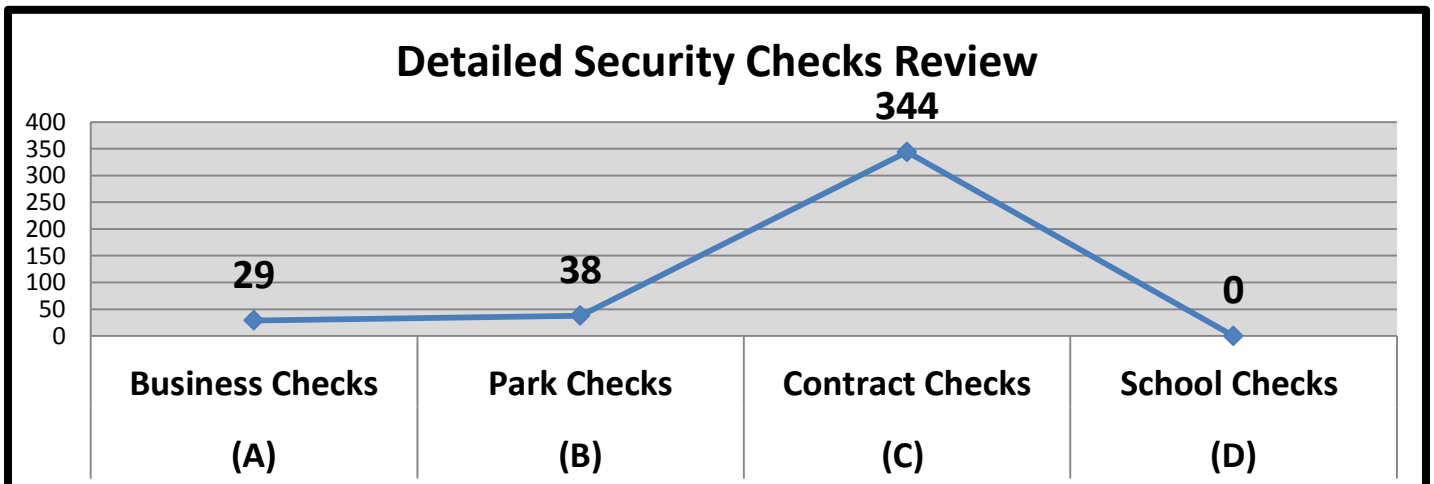


C. Security Checks Monthly Total:

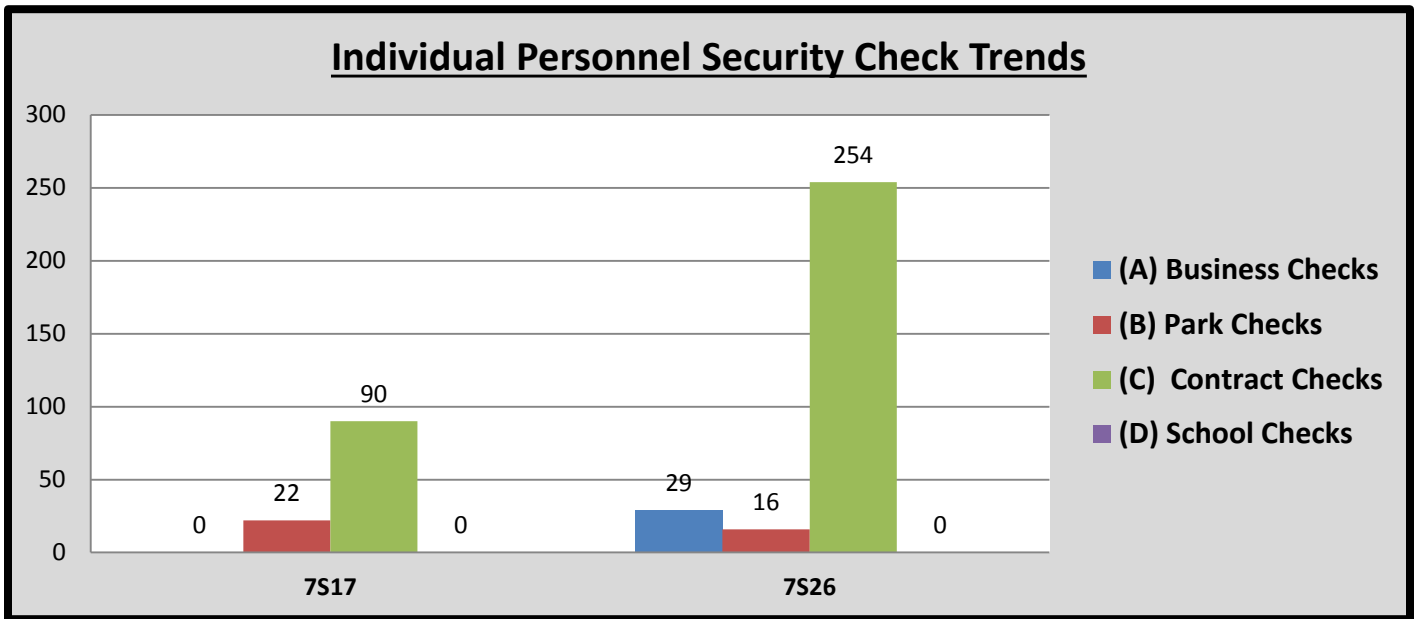
0411

*	Security Checks	7S17	7S26	TOT	AVER	%
(A)	Business Checks	0	29	29	14.5	7%
(B)	Park Checks	22	16	38	19.0	9%
(C)	Contract Checks	90	254	344	172.0	84%
(D)	Plaza Checks	0	0	0	0.0	0%
(E)	<i>Totals</i>	112	299	411	205.5	100%

D. Detailed Security Checks Monthly:



E. Individual Personnel Security Check Trends:



F. CIT/MHO Dispositions Monthly Total:

000

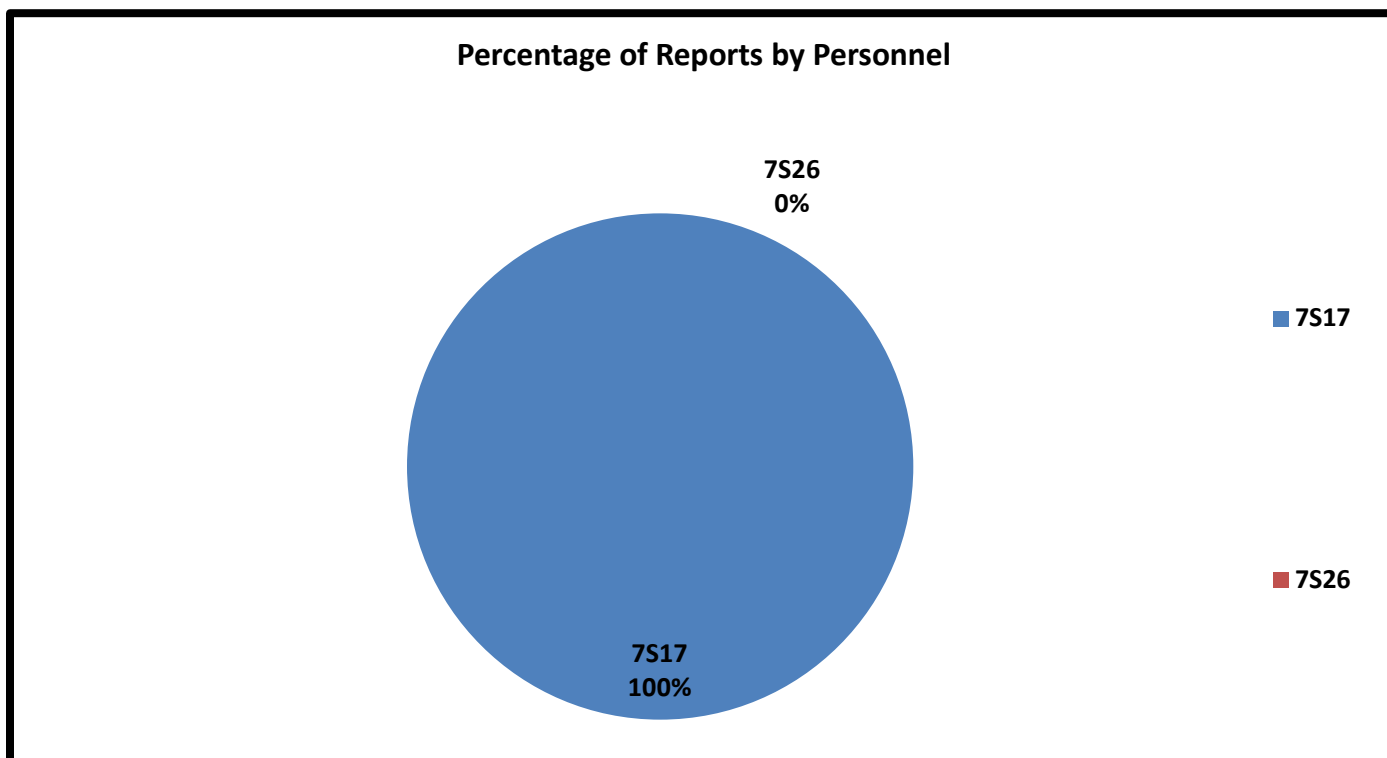
*	<i>C.I.T. Dispositions</i>	7S17	7S26	TOT	AVER	%
(A)	CIT/MHO Outside Referral	0	0	0	0.0	#DIV/0!
(B)	CIT/MHO Transport	0	0	0	0.0	#DIV/0!
(C)	CIT/MHO CIT Contact	0	0	0	0.0	#DIV/0!
(D)	CIT/MHO Arrest	0	0	0	0.0	#DIV/0!
(E)	<i>Totals</i>	0	0	0	0.0	#DIV/0!

G. Offense/Incident Reports Monthly Total:

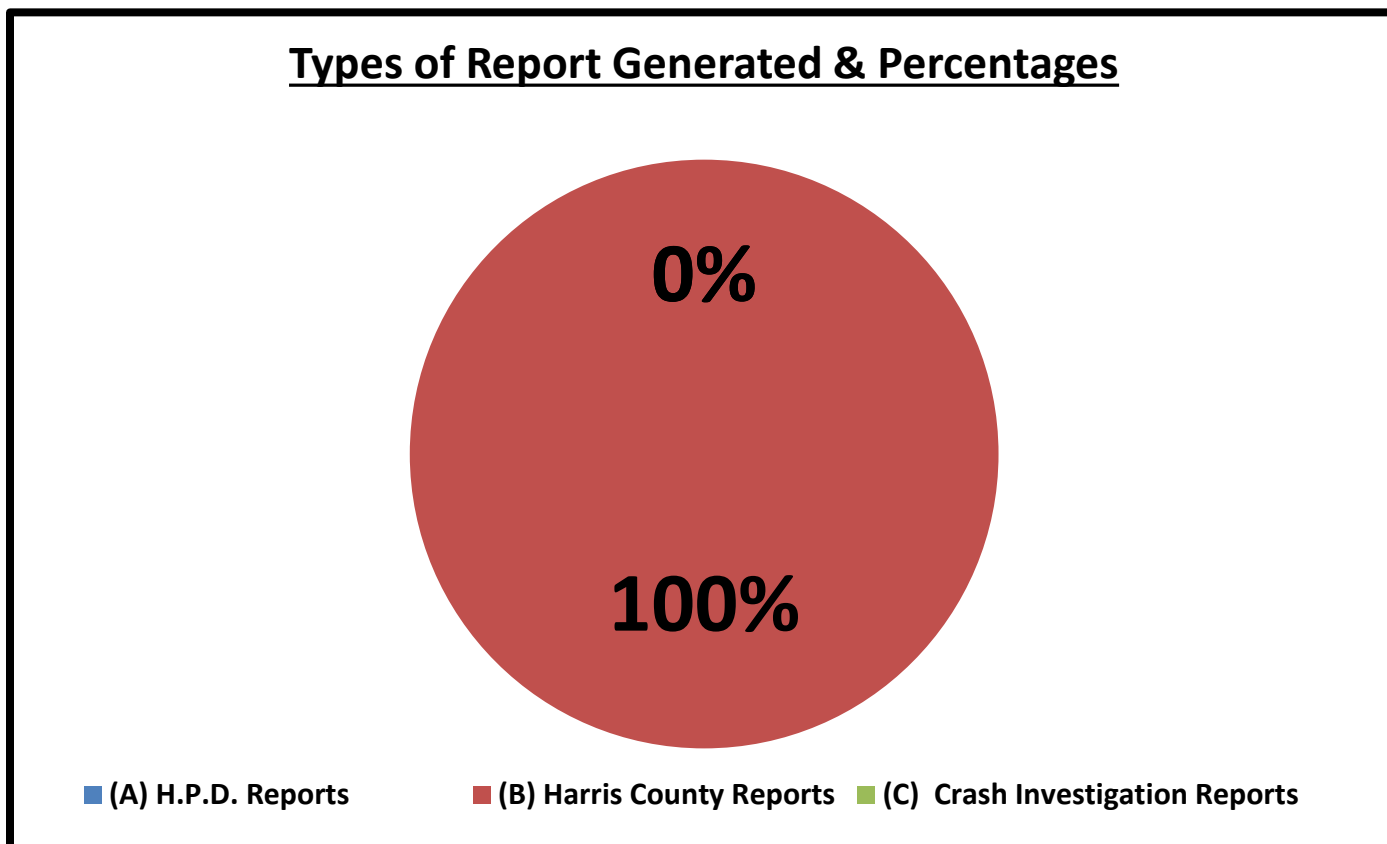
003

*	<i>Offense/Incident Reports</i>	7S17	7S26	TOT	AVER	%
(A)	H.P.D. Reports	0	0	0	0.0	0%
(B)	Harris County Reports	3	0	3	1.5	100%
(C)	Crash Investigation Reports	0	0	0	0.0	0%
(D)	<i>Totals</i>	3	0	3	1.5	100%

H. Report Generation Percentages:



I. Percentages:

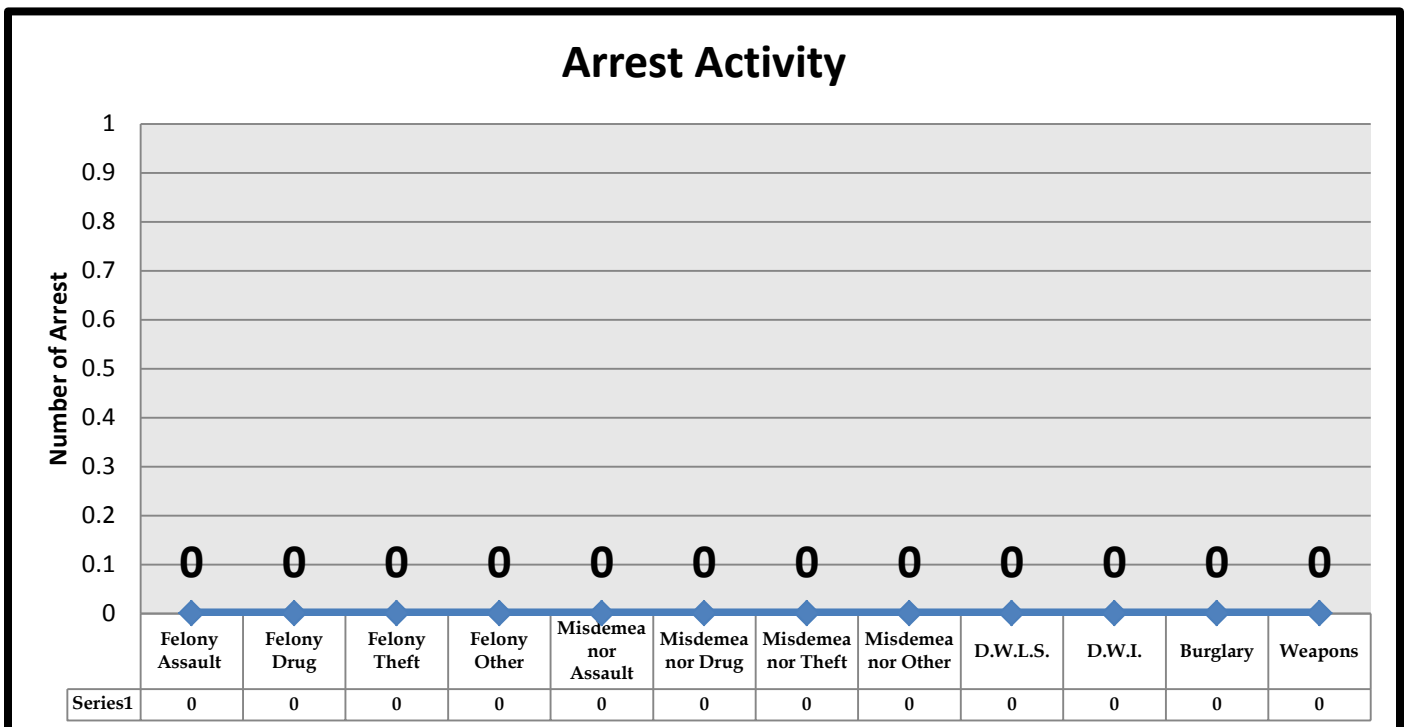


J. Types of Criminal Arrests Monthly Total:

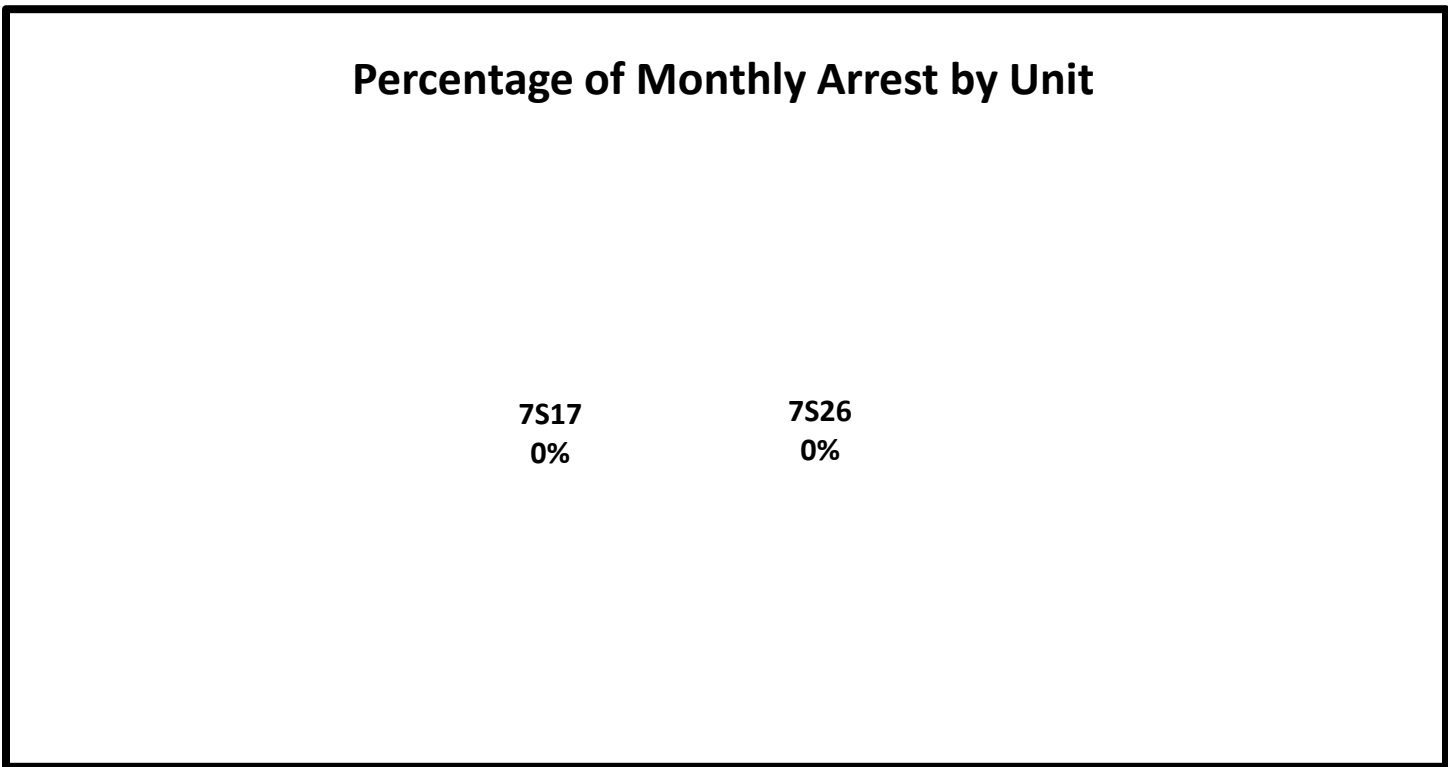
000

*	Types of Criminal Arrests	7S17	7S26	TOT	AVER	%
A	Felony Assault	0	0	0	0.0	#DIV/0!
B	Felony Drug	0	0	0	0.0	#DIV/0!
C	Felony Theft	0	0	0	0.0	#DIV/0!
D	Felony Other	0	0	0	0.0	#DIV/0!
E	Misdemeanor Assault	0	0	0	0.0	#DIV/0!
F	Misdemeanor Drug	0	0	0	0.0	#DIV/0!
G	Misdemeanor Theft	0	0	0	0.0	#DIV/0!
H	Misdemeanor Other	0	0	0	0.0	#DIV/0!
I	D.W.L.S.	0	0	0	0.0	#DIV/0!
J	D.W.I.	0	0	0	0.0	#DIV/0!
K	Burglary	0	0	0	0.0	#DIV/0!
L	Weapons	0	0	0	0.0	#DIV/0!
M	Totals	0	0	0	0.0	#DIV/0!

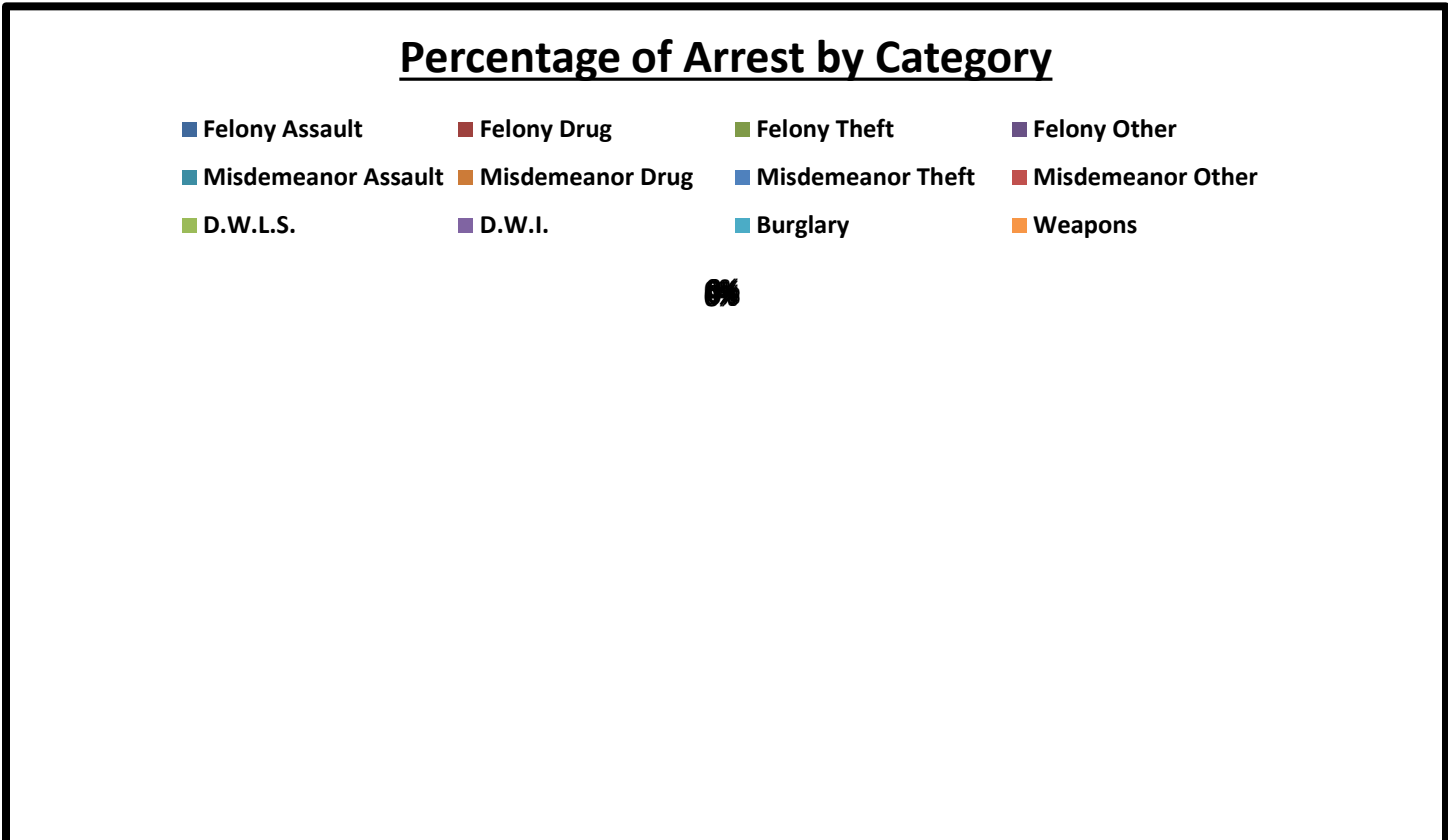
K. Types of Criminal Arrests Monthly Total:



L. Types of Criminal Arrests Monthly Total:



M. Types of Criminal Arrests Monthly Total:



N. Executed Warrant Monthly Total:

000

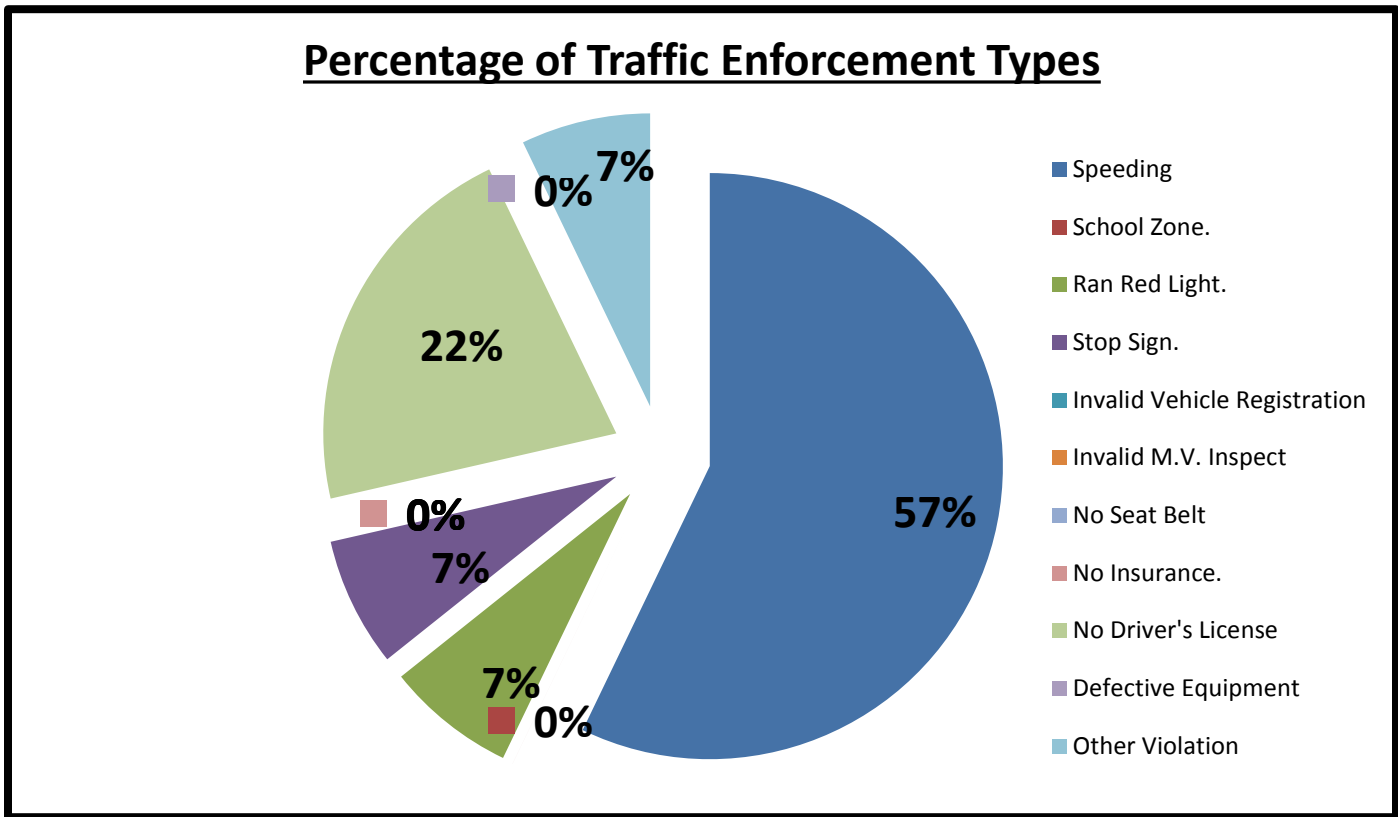
*	<i>Executed Warrants</i>	7S17	7S26	TOT	AVER	%
(A)	Felony Warrants	0	0	0	0.0	#DIV/0!
(B)	Misdemeanor Warrants	0	0	0	0.0	#DIV/0!
(C)	<i>Totals</i>	0	0	0	0.0	#DIV/0!

O. Traffic Law Enforcement Total:

020

*	<i>Traffic Enforcement</i>	7S17	7S26	TOT	AVER	%
A	Speeding	6	2	8	4.0	57%
B	School Zone.	0	0	0	0.0	0%
C	Ran Red Light.	0	1	1	0.5	7%
D	Stop Sign.	0	1	1	0.5	7%
E	Invalid Vehicle Registration	0	0	0	0.0	0%
F	Invalid M.V. Inspect	0	0	0	0.0	0%
G	No Seat Belt	0	0	0	0.0	0%
H	No Insurance.	0	0	0	0.0	0%
I	No Driver's License	3	0	3	1.5	21%
J	Defective Equipment	0	0	0	0.0	0%
K	Other Violation	1	0	1	0.5	7%
L	Written Warnings	0	0	0	0.0	0%
M	Verbal Warning	4	2	6	3.0	100%
N	Citation	10	4	14	7.0	70%
O	Total Violations	14	6	20	10.0	100%

P. Traffic Law Enforcement Total:



Q. Citations vs. Warnings Monthly Total:

020

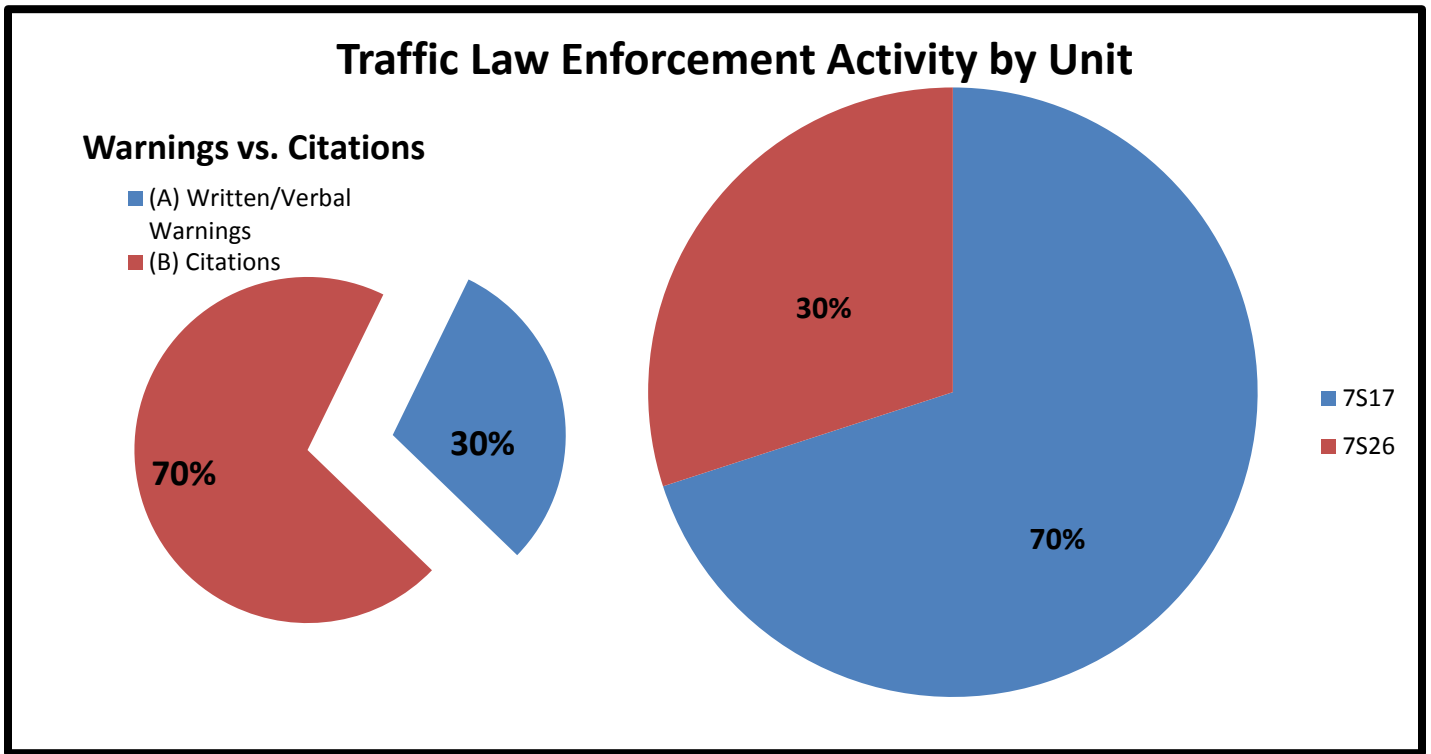
*	Warnings vs. Citations	7S17	7S26	TOT	AVER	%
(A)	Written/Verbal Warnings	4	2	6	3.0	30%
(B)	Citations	10	4	14	7.0	70%
(C)	<i>Totals</i>	14	6	20	10.0	100%

R. Sources of Calls for Service Monthly Total:

490

*	Sources of Calls for Service	7S17	7S26	TOT	AVER	%
(A)	On View	0	219	219	109.5	45%
(B)	Dispatched	14	22	36	18.0	7%
(C)	Self-Initiated	98	137	235	117.5	48%
(D)	<i>Totals</i>	112	378	490	245.0	100%

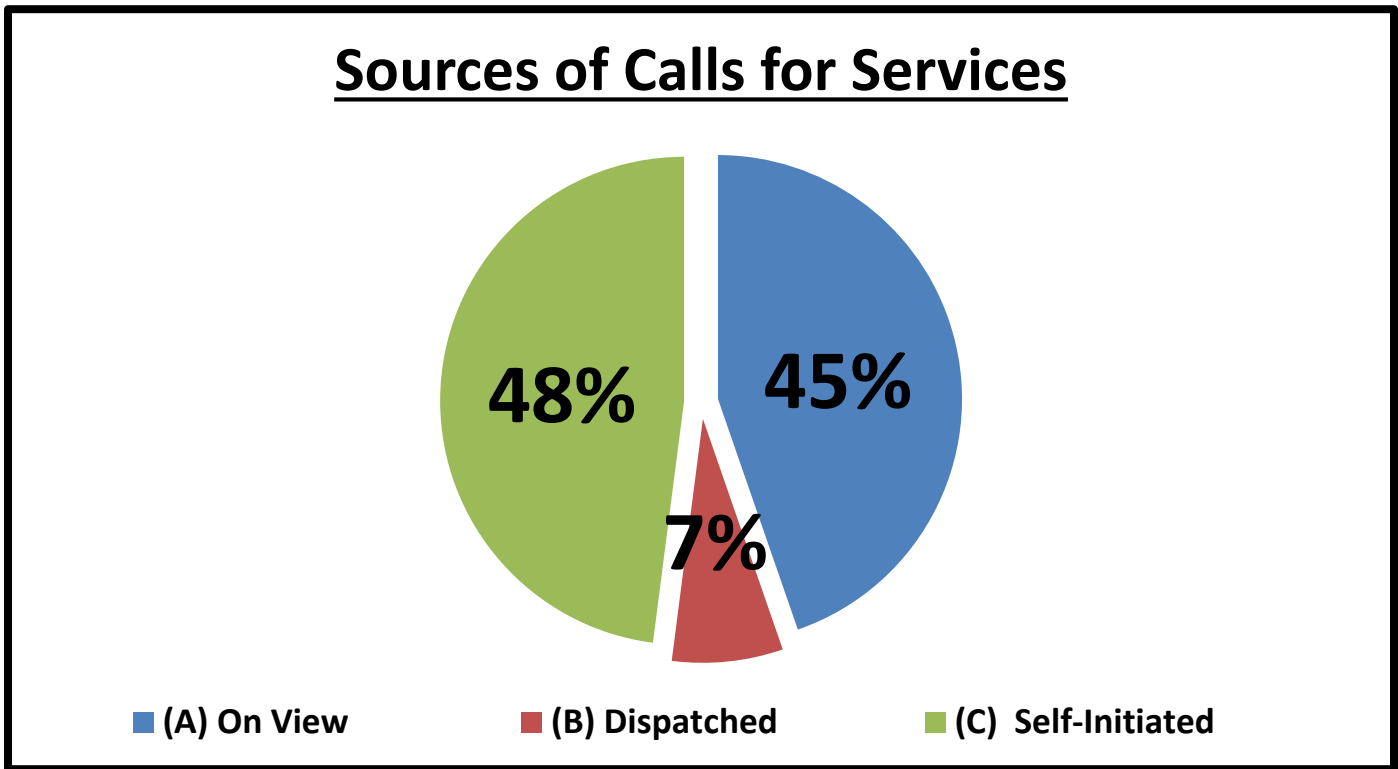
S. Sources of Calls for Service Percentages:



T. Sources of Calls for Service Percentages:

*	<i>Sources of Calls for Service</i>	7S17	7S26		TOT	AVER
(A)	On View	0%	58%		45%	0%
(B)	Dispatched	13%	6%		7%	13%
(C)	Self-Initiated	88%	36%		48%	88%
(D)	<i>Totals</i>	100%	100%		100%	100%

U. Sources of Calls for Service Percentages:



V. Free Reserve Personnel Time Utilized in Contract Monthly Total: 000

*	<i>Free Reserve Personnel Time</i>	7S17	7S26		TOT	AVER	%
(A)	<i>Totals</i>	0	0		0	0.0	#DIV/0!

W. Monthly Productivity Analysis Report (M.P.A.R.) - Executive Summary:

*	Unit	7S17	7S26		TOT	AVER
1	Patrol Activity	115	378		493	246.5
2	Security Checks	112	299		411	205.5
3	C.I.T. Interactions	0	0		0	0.0
4	Offense/Incident Reports	3	0		3	1.5
*	<i>Total Service Calls</i>	230	677		907	453.5
1	Criminal Arrests	0	0		0	0.0
2	Citations Issued	10	4		14	7.0
3	Written & Verbal Warnings	4	2		6	3.0
*	<i>Enforcement Service Calls</i>	14	6		20	10.0
*	Total Hours	160	160		320	160.0
1	Sick Time Used	0	0		0	0.0
2	Vacation Time Used	0	0		0	0.0
3	Training Time Used	0	0		0	0.0
4	Compensatory Time Used	0	0		0	0.0
*	<i>Hours Actually Worked</i>	160	160		320	160.0
*	<i>Unit Productivity Ratio</i>	1.5	4.3		2.9	2.9

X. Mileage Total:

1368

*	Mileage	7S17	7S26		TOT	AVER	%
300	1068	300	1068		1368	684.0	277%

Y. Patrol Alert Submission Report:

*	Received				Subject
00x	Date	Time	Code	Location	
A.					

Z. Incident Summaries:

01.	JULY 08, 2019	0800 HOURS	THEFT			DEPUTY M. RODRIGUEZ	
	DAYSHIFT:	9200 BENNING	BBVW	"M"	HC:	1907-00060	
<p>On July 08, 2019, a Monday, at approximately 1600 hours, while on patrol in the "Braeburn Valley West Contract" Deputy M. Rodriguez was performing routine patrol and law enforcement services when I, (Deputy M. Rodriguez) was Dispatched to the above location regarding a Theft which already occurred. Deputy made contact with Reportee who advised two Power Washers were removed from the rear bed of his vehicle, which were left unsecured. The vehicle was parked on the curbside. Deputy Rodriguez collected all pertinent information and provided a case card/number to the reportee. The patrol activity type is "PAT=U".</p>							

02.	JULY 09, 2019	1200 HOURS	WARRANT ARREST			DEPUTY M. RODRIGUEZ	
	DAYSHIFT:	8900 WILLOW BEND	BBVW	"M"	HC:	1907-00065	
<p>On July 09, 2019, a Tuesday, at approximately 1200 hours, while on patrol in the "Braeburn Valley West Contract" Deputy M. Rodriguez was performing routine patrol and law enforcement services when I, (Deputy M. Rodriguez) checked by with another Deputy who conducted a Traffic Stop on a vehicle, the Driver was found to have active Warrants for his arrest. HCCO7 Dispatchers confirmed the Warrants and the Driver was taken into custody and transported to the Harris County Jail. The patrol activity type is "PAT=F".</p>							

03.	JULY 21, 2019	1400 HOURS	MINOR ACCIDENT			DEPUTY M. RODRIGUEZ	
	DAYSHIFT:	9300 BENNING	BBVW	"N/A"	HC:	1907-00166	
<p>On July 21, 2019, a Sunday, at approximately 1400 hours, while on patrol in the "Braeburn Valley West Contract" Deputy M. Rodriguez was performing routine patrol and law enforcement services when I, (Deputy M. Rodriguez) was Dispatched to the above location In reference to a Minor Vehicle Accident which just occurred. Upon arrival Deputies made contact with both drivers, no injuries reported at the scene. Deputy Rodriguez collected all pertinent information and provided a case card/number to both parties involved. The patrol activity type is "PAT=Y".</p>							

Sergeant Jon Meek

Sergeant Jon Meek
 Neighborhood Patrol Division, First Line Supervisor
 Harris County Constable's Office of Precinct 713-643-6602