



MAY WALKER, CONSTABLE
PRECINCT SEVEN
HARRIS COUNTY, TEXAS

MAIN OFFICE
5300 Griggs Road
Houston, Texas 77021
PHONE (713) 643-6602
FAX (713) 643-3401

Date: July 9, 2019

From: Sergeant Jon Meek
Neighborhood Patrol Division, First Line Supervisor
Harris County Constable's Office of Precinct "7"

To: Property Owners Association
Board of Directors & Management Company

Subject: June Monthly Productivity Analysis Report
Enclosure: **MPAR – June 2019**
Distribution: Executive Command Staff & Board of Directors & Management Company

The purpose of this "**Monthly Productivity Analysis Report**" (M.P.A.R.) is to provide the executive command staff with the appropriate data to analyze the productivity of assigned personnel and their shifts' activities to allow for the validation of individual and divisional performance evaluations. With regard to the specific contents of the report, there are 18 distinctive component parts of this report. These components are enumerated below:

- | | |
|--|---|
| 01. Patrol Activity Details | 10. Traffic Enforcement Report |
| 02. Patrol Activity Analytical Summary | 11. Trends & Percentages of Traffic |
| 03. Patrol Activity Percentages & Trends | 12. Citation & Warning Issuance Review |
| 04. Security Checks Report | 13. Call for Service Report (<i>C.F.S.</i>) |
| 05. Security Checks Percentages & Trends | 14. Trends & Percentages for <i>C.F.S.</i> |
| 06. Crisis Intervention Disposition Report | 15. Overtime Report (service at no Cost) |
| 07. Offense/Incident Generation Report | 16. Reserve Deputy Use (at no Cost) |
| 08. Criminal Arrest Types Report | 17. Incident Summarization |
| 09. Warrant Execution Report | 18. Hotspot Report Data Review |

A cursory analysis of the statistical data from this report should be demonstrative of the quality of performance of this agency in realizing the contractual obligations and the overall achievement of the goals and objectives of this Agency and the Contract Division.

1256 total miles were driven and the shift responded to **0459** total service calls and conducted **000** crash investigations. The shift issued **008** traffic citations, made **1** arrest and handled **017** enforcement service related calls.

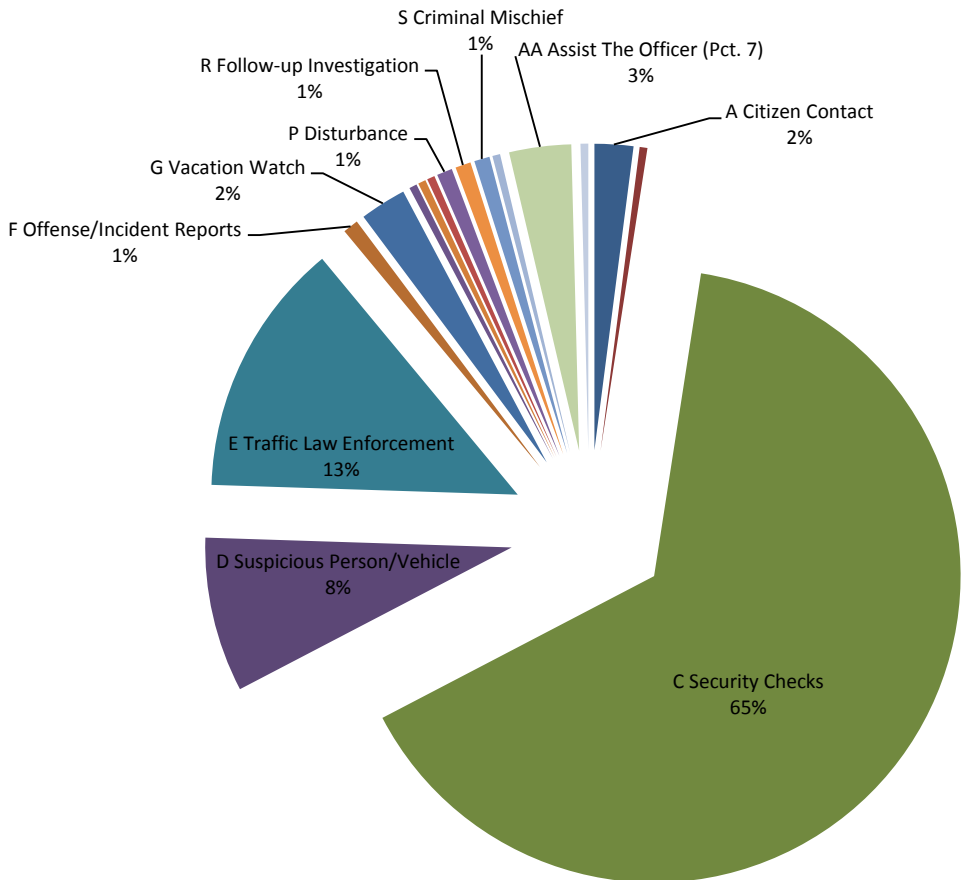
A. Patrol Activity Monthly Total:

0245

*	Patrol Activity Types	7S18	7S28	7S29	TOT	AVER	%
A	Citizen Contact	5	0	0	5	1.7	2%
B	Patrol Alert	1	0	0	1	0.3	0%
C	Security Checks	96	42	21	159	53.0	65%
D	Suspicious Person/Vehicle	17	1	2	20	6.7	8%
E	Traffic Law Enforcement	21	12	0	33	11.0	13%
F	Offense/Incident Reports	2	0	0	2	0.7	1%
G	Vacation Watch	0	6	0	6	2.0	2%
H	Open Door / Window	0	0	0	0	0.0	0%
I	Assist Contract Citizen	0	0	0	0	0.0	0%
J	Welfare Check / Med.	1	0	0	1	0.3	0%
K	Traffic Initiative	0	0	0	0	0.0	0%
L	Traffic Hazard	0	1	0	1	0.3	0%
M	Animal Humane	0	0	0	0	0.0	0%
N	Alarms	1	0	0	1	0.3	0%
O	Mental Cases (171)	0	0	0	0	0.0	0%
P	Disturbance	0	2	0	2	0.7	1%
Q	Criminal Investigation	0	0	0	0	0.0	0%
R	Follow-up Investigation	2	0	0	2	0.7	1%
S	Criminal Mischief	2	0	0	2	0.7	1%
T	Burglary Residence/Vehicle	0	0	0	0	0.0	0%
U	Theft / Theft of Business	0	0	0	0	0.0	0%
V	Citizen Assaulted	0	0	0	0	0.0	0%
W	Robbery of an Individual	0	0	0	0	0.0	0%
X	Trespass Warning	0	0	0	0	0.0	0%
Y	Major/Minor Crash	1	0	0	1	0.3	0%
Z	Child Custody Disputes	0	0	0	0	0.0	0%
AA	Assist The Officer (Pct. 7)	8	0	0	8	2.7	3%
BB	Runaway Missing Persons	0	0	0	0	0.0	0%
CC	Assisted LEA	0	0	0	0	0.0	0%
DD	Solicitors	0	0	0	0	0.0	0%
EE	Meeting/Event/Ct.	1	0	0	1	0.3	0%
*	MONTH TOTALS	158	64	23	245	81.7	100%

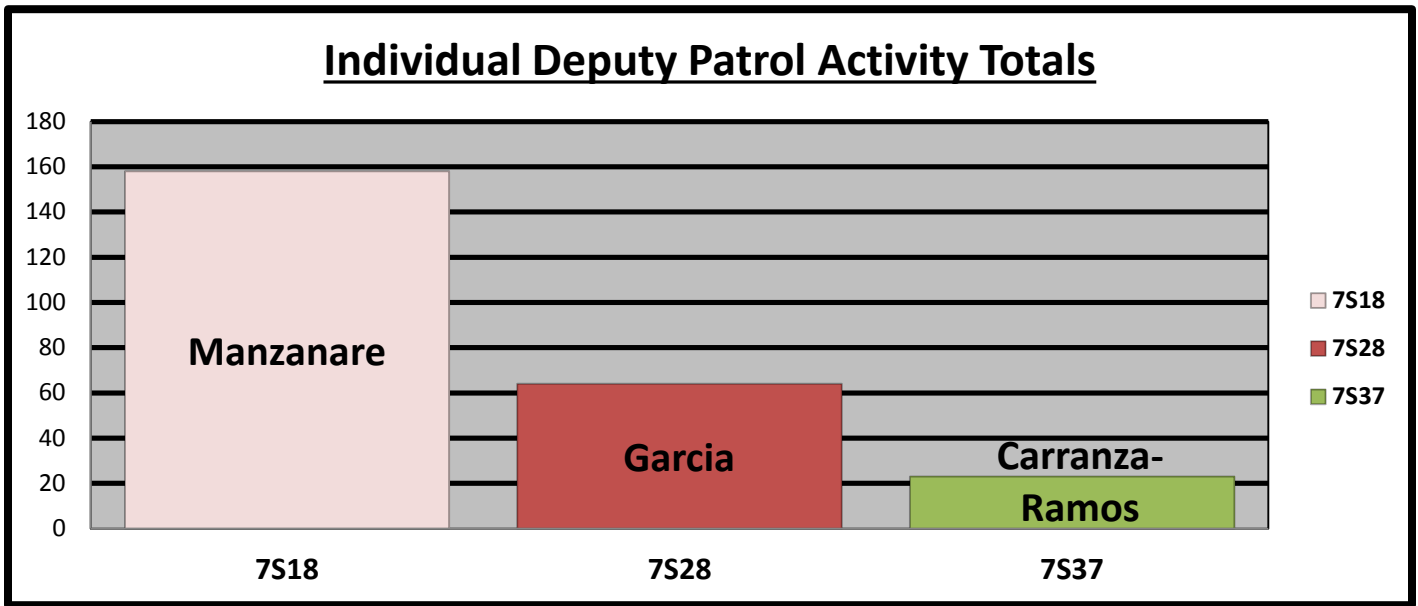
A1. Patrol Activity Percentage:

Percentage of Patrol Activity



- | | | | |
|-------------------------------|------------------------------|----------------------------------|--------------------------------|
| ■ A Citizen Contact | ■ B Patrol Alert | ■ C Security Checks | ■ D Suspicious Person/Vehicle |
| ■ E Traffic Law Enforcement | ■ F Offense/Incident Reports | ■ G Vacation Watch | ■ H Open Door / Window |
| ■ I Assist Contract Citizen | ■ J Welfare Check / Med. | ■ K Traffic Initiative | ■ L Traffic Hazard |
| ■ M Animal Humane | ■ N Alarms | ■ O Mental Cases (171) | ■ P Disturbance |
| ■ Q Criminal Investigation | ■ R Follow-up Investigation | ■ S Criminal Mischief | ■ T Burglary Residence/Vehicle |
| ■ U Theft / Theft of Business | ■ V Citizen Assaulted | ■ W Robbery of an Individual | ■ X Trespass Warning |
| ■ Y Major/Minor Crash | ■ Z Child Custody Disputes | ■ AA Assist The Officer (Pct. 7) | ■ BB Runaway Missing Persons |
| ■ CC Assisted LEA | ■ DD Solicitors | ■ EE Meeting/Event/Ct. | |

B. Patrol Activity by West Belfort Personnel:

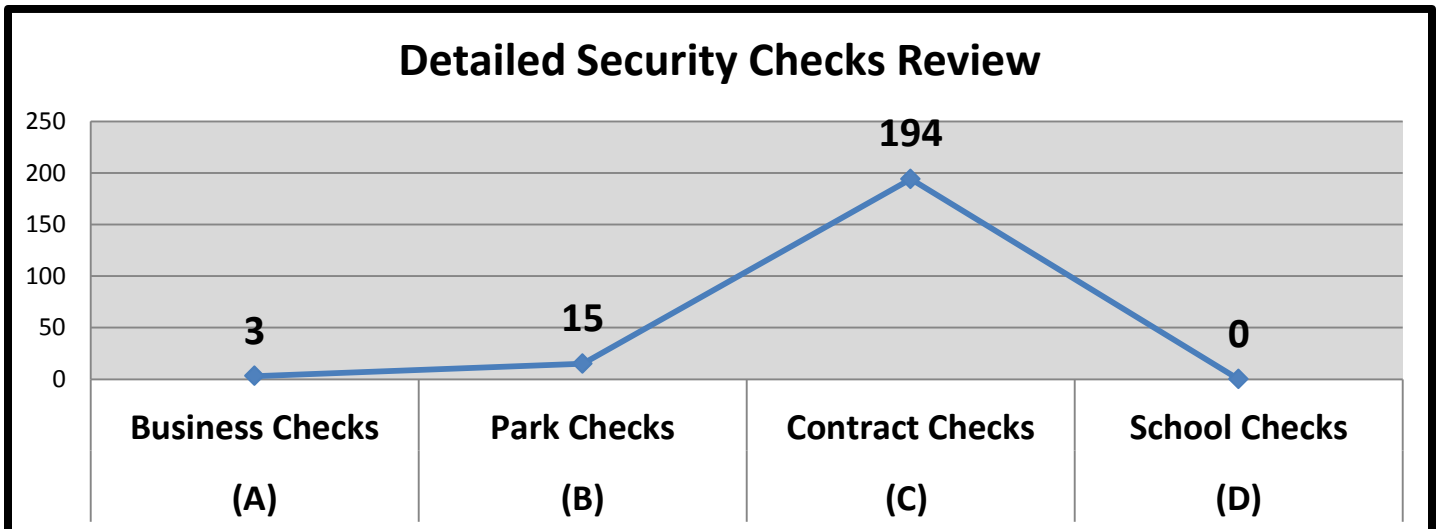


C. Security Checks Monthly Total:

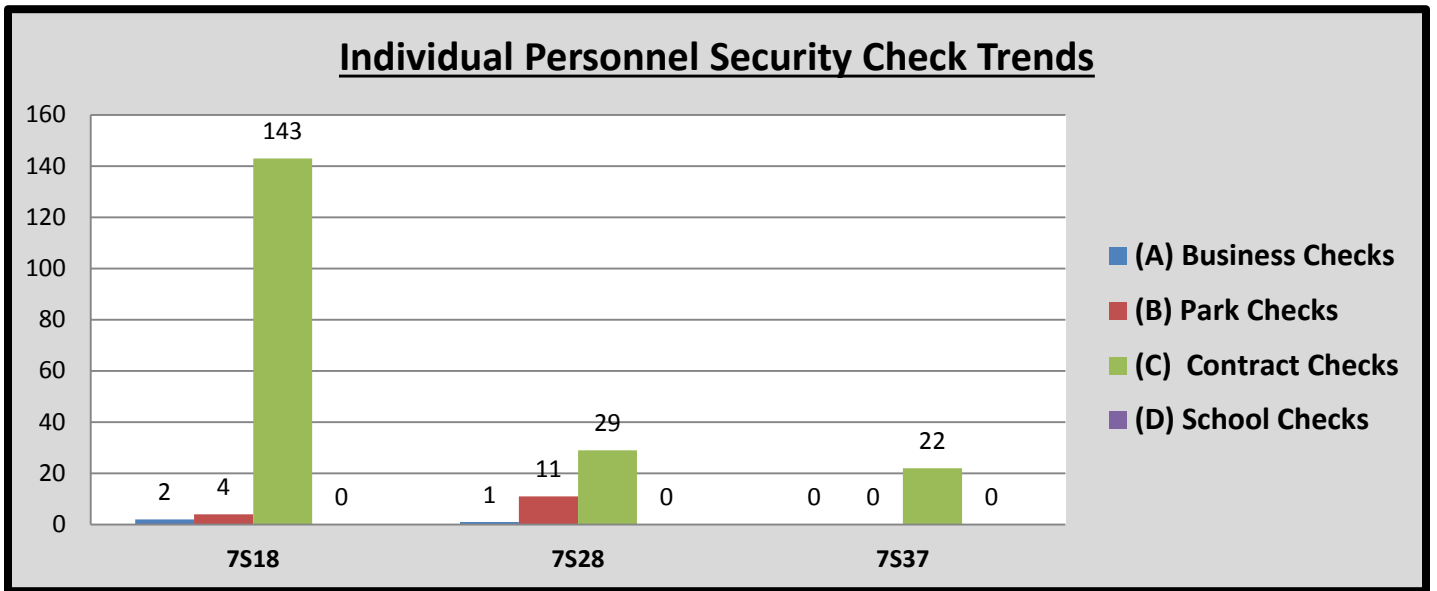
0212

*	Security Checks	7S18	7S28	7S29	TOT	AVER	%
(A)	Business Checks	2	1	0	3	1.0	1%
(B)	Park Checks	4	11	0	15	5.0	7%
(C)	Contract Checks	143	29	22	194	64.7	92%
(D)	Plaza Checks	0	0	0	0	0.0	0%
(E)	<i>Totals</i>	149	41	22	212	70.7	100%

D. Detailed Security Checks Monthly:



E. Individual Personnel Security Check Trends:



F. CIT/MHO Dispositions Monthly Total:

000

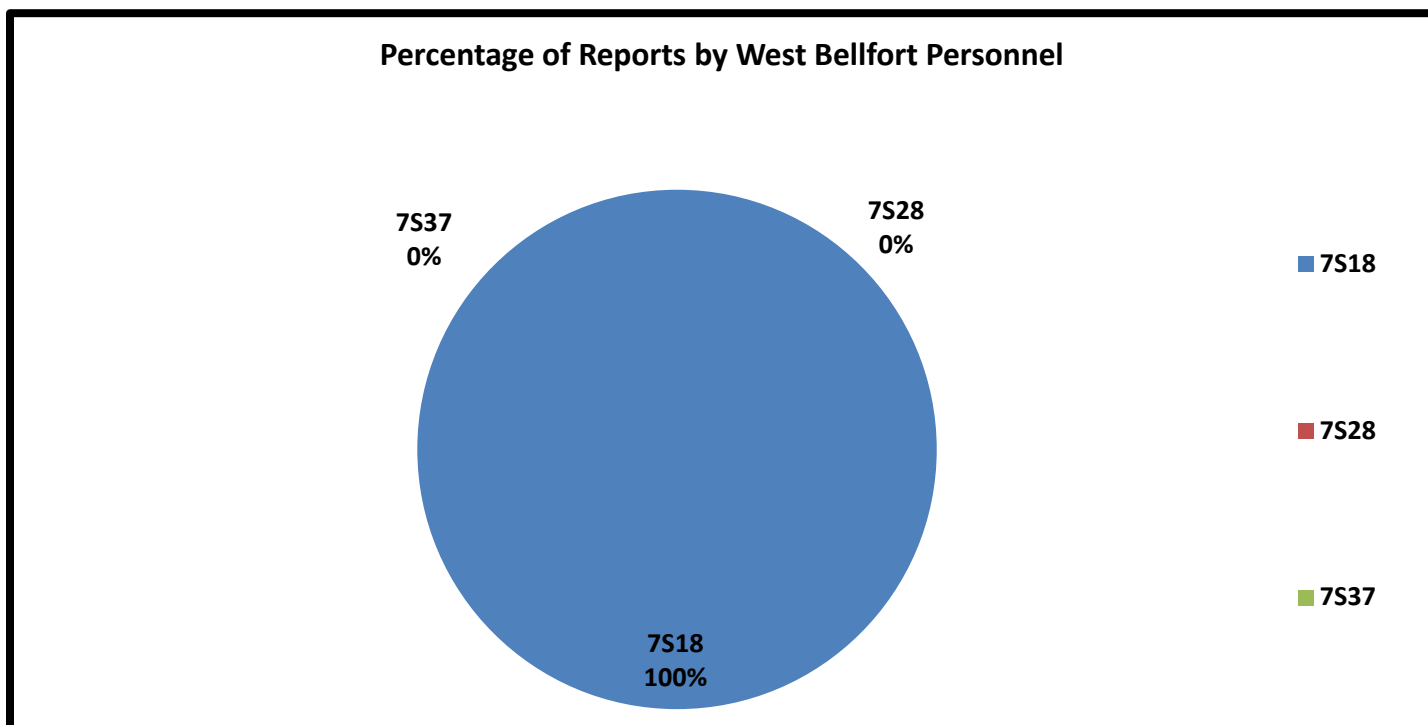
*	<i>C.I.T. Dispositions</i>	7S18	7S28	7S29	TOT	AVER	%
(A)	CIT/MHO Outside Referral	0	0	0	0	0.0	#DIV/0!
(B)	CIT/MHO Transport	0	0	0	0	0.0	#DIV/0!
(C)	CIT/MHO CIT Contact	0	0	0	0	0.0	#DIV/0!
(D)	CIT/MHO Arrest	0	0	0	0	0.0	#DIV/0!
(E)	<i>Totals</i>	0	0	0	0	0.0	#DIV/0!

G. Offense/Incident Reports Monthly Total:

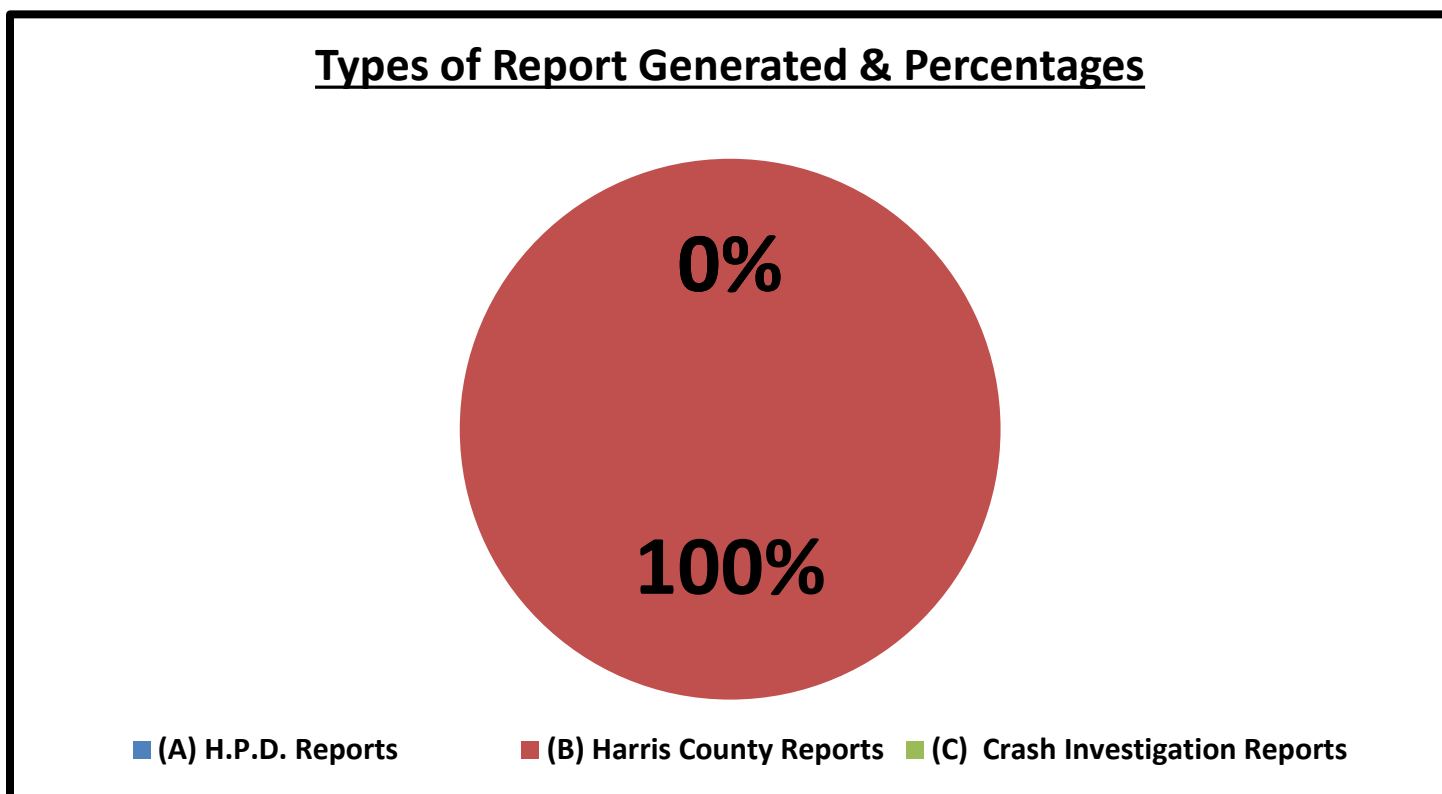
002

*	<i>Offense/Incident Reports</i>	7S18	7S28	7S29	TOT	AVER	%
(A)	H.P.D. Reports	0	0	0	0	0.0	0%
(B)	Harris County Reports	2	0	0	2	0.7	100%
(C)	Crash Investigation Reports	0	0	0	0	0.0	0%
(D)	<i>Totals</i>	2	0	0	2	0.7	100%

H. Report Generation Percentages:



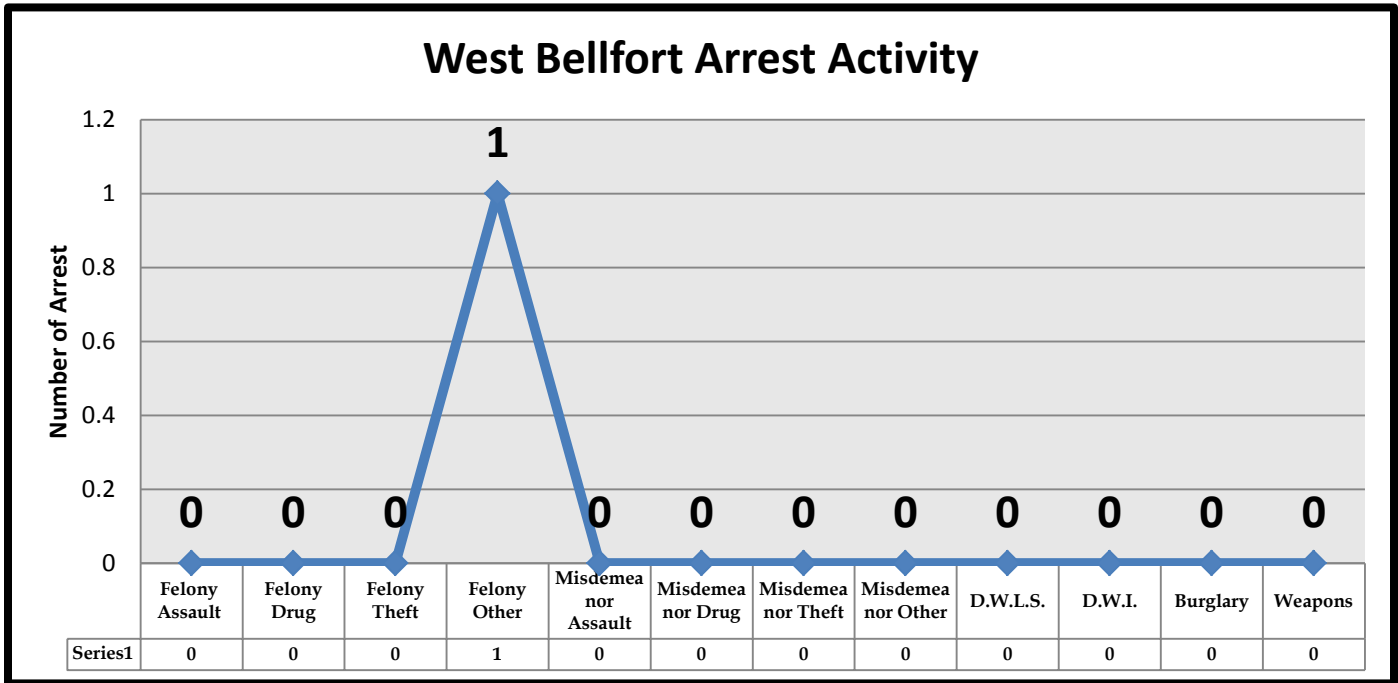
I. Percentages:



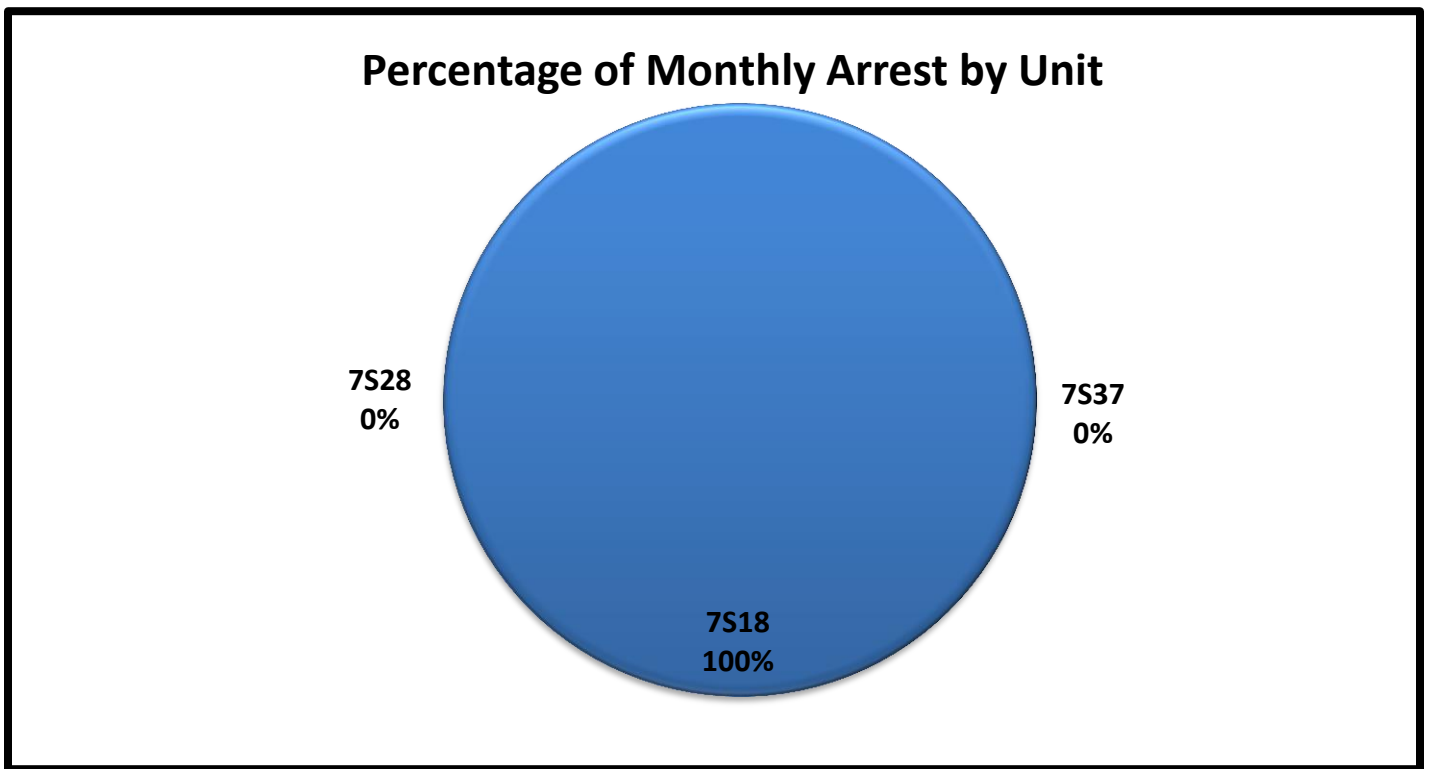
J. Types of Criminal Arrests Monthly Total:

*	Types of Criminal Arrests	7S18	7S28	7S29	TOT	AVER	%
A	Felony Assault	0	0	0	0	0.0	0%
B	Felony Drug	0	0	0	0	0.0	0%
C	Felony Theft	0	0	0	0	0.0	0%
D	Felony Other	1	0	0	1	0.3	100%
E	Misdemeanor Assault	0	0	0	0	0.0	0%
F	Misdemeanor Drug	0	0	0	0	0.0	0%
G	Misdemeanor Theft	0	0	0	0	0.0	0%
H	Misdemeanor Other	0	0	0	0	0.0	0%
I	D.W.L.S.	0	0	0	0	0.0	0%
J	D.W.I.	0	0	0	0	0.0	0%
K	Burglary	0	0	0	0	0.0	0%
L	Weapons	0	0	0	0	0.0	0%
M	Totals	1	0	0	1	0.3	100%

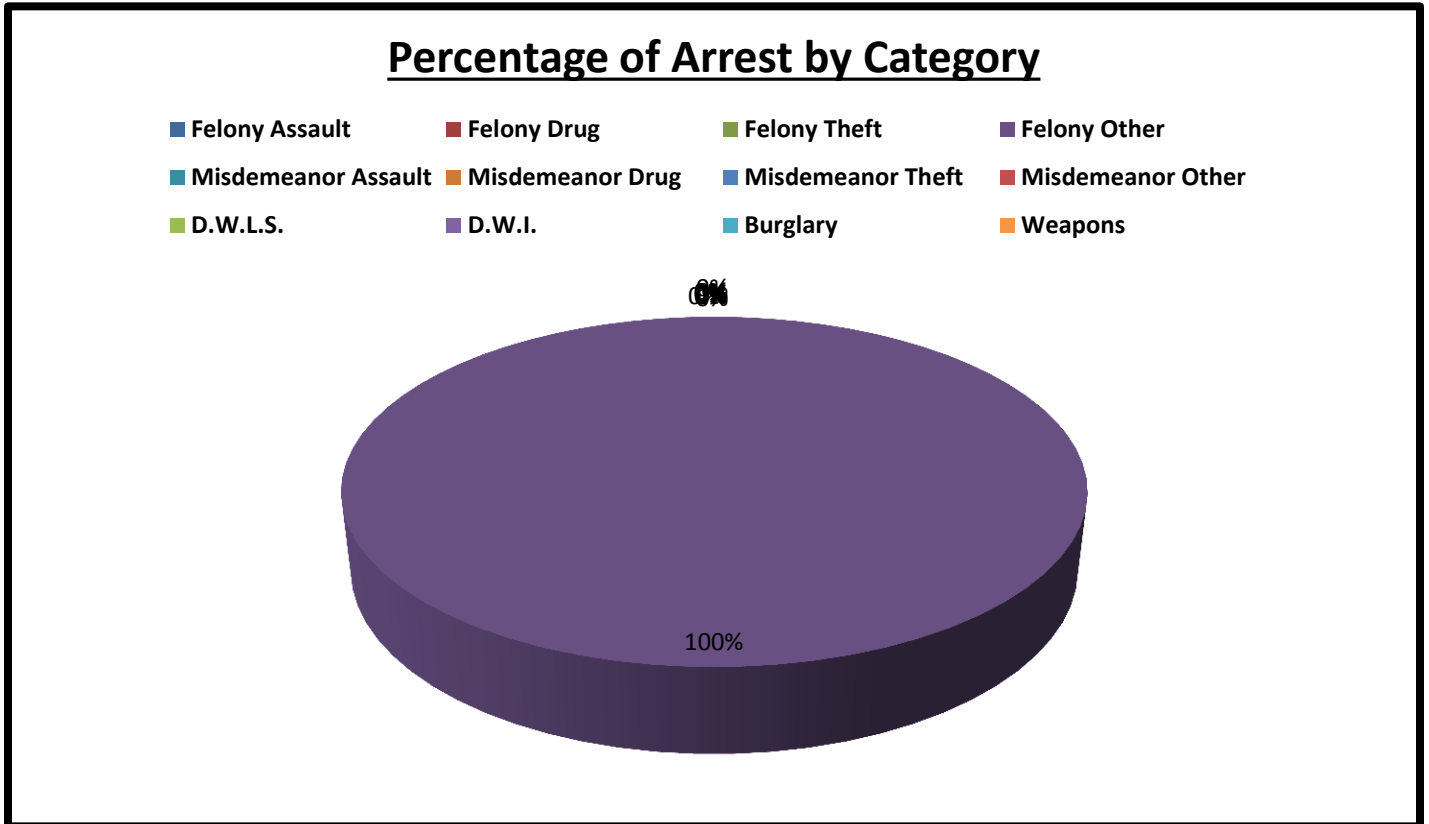
K. Types of Criminal Arrests Monthly Total:



L. Types of Criminal Arrests Percentage Total:



M. Types of Criminal Arrests Monthly Percentage Total:



N. Executed Warrant Monthly Total:

003

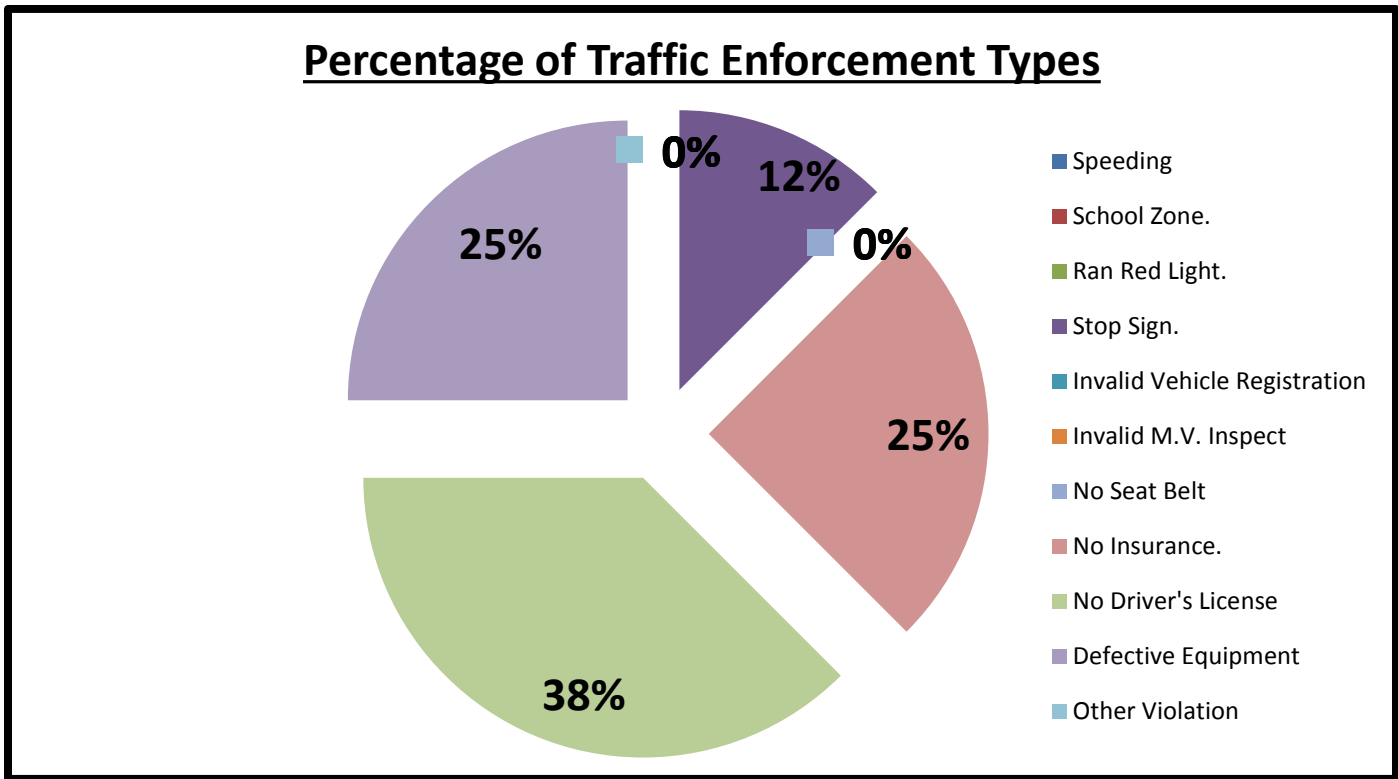
*	<i>Executed Warrants</i>	7S18	7S28	7S29	TOT	AVER	%
(A)	Felony Warrants	3	0	0	3	1.0	100%
(B)	Misdemeanor Warrants	0	0	0	0	0.0	0%
(C)	<i>Totals</i>	3	0	0	3	1.0	100%

O. Traffic Law Enforcement Total:

016

*	<i>Traffic Enforcement</i>	7S18	7S28	7S29	TOT	AVER	%
A	Speeding	0	0	0	0	0.0	0%
B	School Zone.	0	0	0	0	0.0	0%
C	Ran Red Light.	0	0	0	0	0.0	0%
D	Stop Sign.	0	1	0	1	0.3	13%
E	Invalid Vehicle Registration	0	0	0	0	0.0	0%
F	Invalid M.V. Inspect	0	0	0	0	0.0	0%
G	No Seat Belt	0	0	0	0	0.0	0%
H	No Insurance.	0	2	0	2	0.7	25%
I	No Driver's License	0	3	0	3	1.0	38%
J	Defective Equipment	0	2	0	2	0.7	25%
K	Other Violation	0	0	0	0	0.0	0%
L	Written Warnings	0	0	0	0	0.0	0%
M	Verbal Warning	0	8	0	8	2.7	100%
N	Citation	0	8	0	8	2.7	50%
O	Total Violations	0	16	0	16	5.3	100%

P. Traffic Law Enforcement Total:



Q. Citations vs. Warnings Monthly Total:

016

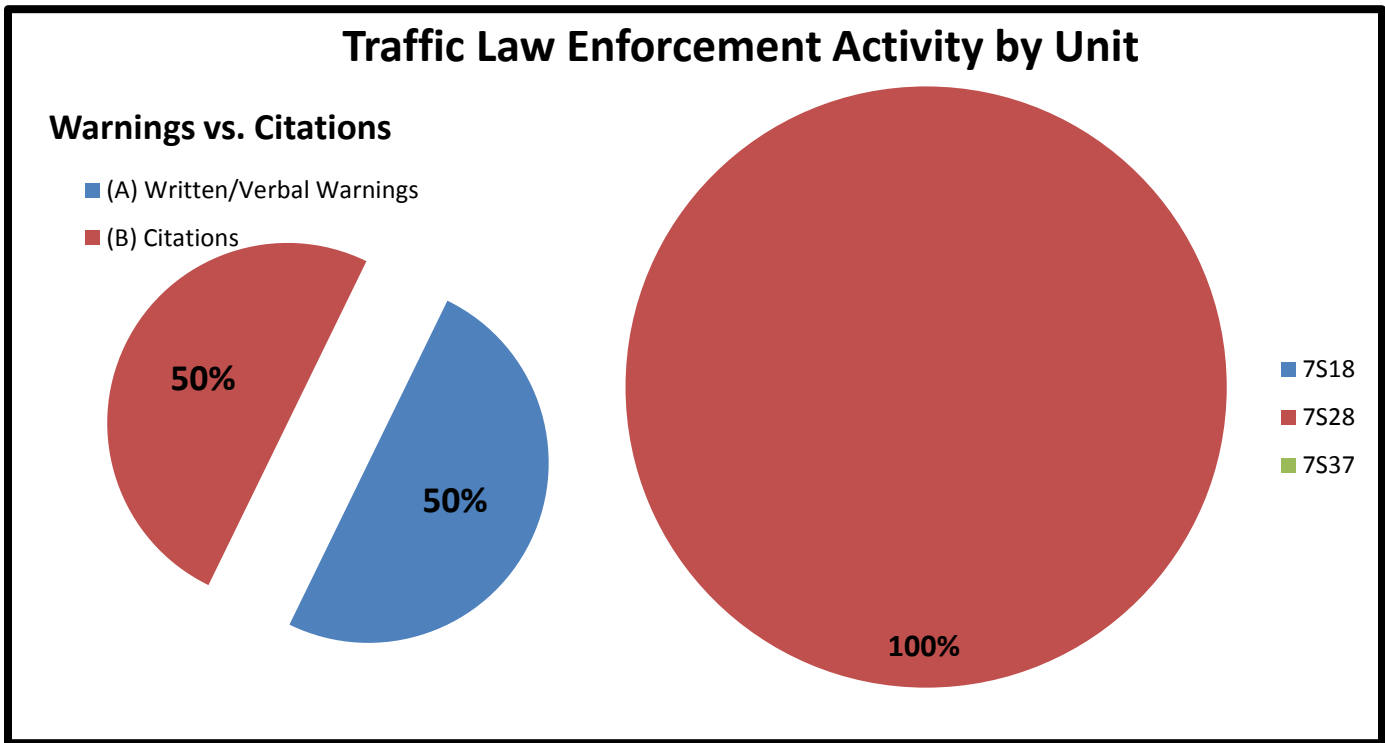
*	Warnings vs. Citations	7S18	7S28	7S29	TOT	AVER	%
(A)	Written/Verbal Warnings	0	8	0	8	2.7	50%
(B)	Citations	0	8	0	8	2.7	50%
(C)	<i>Totals</i>	0	16	0	16	5.3	100%

R. Sources of Calls for Service Monthly Total:

243

*	Sources of Calls for Service	7S18	7S28	7S29	TOT	AVER	%
(A)	On View	0	12	0	12	4.0	5%
(B)	Dispatched	6	3	1	10	3.3	4%
(C)	Self-Initiated	150	49	22	221	73.7	91%
(D)	<i>Totals</i>	156	64	23	243	81.0	100%

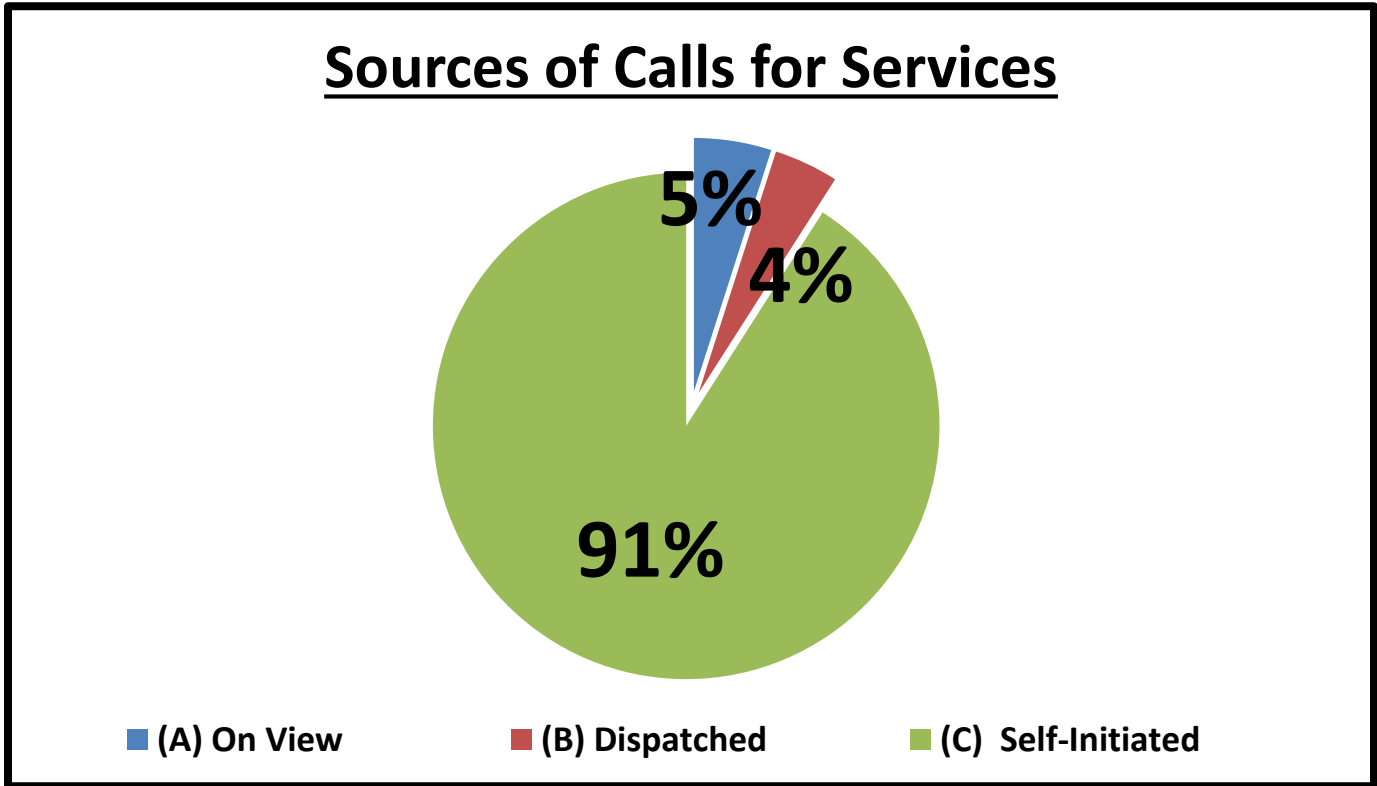
S. Traffic Law Enforcement Activity by Unit Percentages:



T. Sources of Calls for Service Percentages:

*	Sources of Calls for Service	7S18	7S28	7S29	TOT
(A)	On View	0%	19%	0%	2%
(B)	Dispatched	4%	5%	4%	9%
(C)	Self-Initiated	96%	77%	96%	90%
(D)	Totals	100%	100%	100%	100%

U. Sources of Calls for Service Percentages:



V. Free Reserve Personnel Time Utilized in Contract Monthly Total: 000

*	<i>Free Reserve Personnel Time</i>	7S18	7S28	7S29		TOT	AVER	%
(A)	<i>Totals</i>	0	0	0		0	0.0	#DIV/0!

W. Monthly Productivity Analysis Report (M.P.A.R.) - Executive Summary:

*	<i>Units</i>	7S18	7S28	7S29		TOT	AVER
1	Patrol Activity	158	64	23		245	81.7
2	Security Checks	149	41	22		212	70.7
3	C.I.T. Interactions	0	0	0		0	0.0
4	Offense/Incident Reports	2	0	0		2	0.7
*	<i>Total Service Calls</i>	309	105	45		459	153.0
1	Criminal Arrests	1	0	0		1	0.3
2	Citations Issued	0	8	0		8	2.7
3	Written & Verbal Warnings	0	8	0		8	2.7
*	<i>Enforcement Service Calls</i>	1	16	0		17	5.7
*	<i>Total Hours</i>	160	160	160		480	160.0
1	Sick Time Used	16	0	0		16	5.3
2	Vacation Time Used	0		0		0	0.0
3	Training Time Used	0	0	0		0	0.0
4	Compensatory Time Used	8	0	0		8	2.7
*	<i>Hours Actually Worked</i>	136	160	160		456	152.0
*	<i>Unit Productivity Ratio</i>	2.3	0.8	0.3		1.0	1.0

X. Mileage Total:

1256

*	<i>Mileage</i>	7S18	7S28	7S29		TOT	AVER	%
(A)	<i>Totals</i>	781	344	131		1256	418.7	513%

Y. Patrol Alert Submission Report:

*	<i>Received</i>				<i>Subject</i>
00x	<i>Date</i>	<i>Time</i>	<i>Code</i>	<i>Location</i>	
A.					

Z. Incident Summaries:

01.	JUNE 04, 2019	1300 HOURS	WARRANT ARREST	DEPUTY C. MANZANARE		
	DAYSHIFT:	7600 BANKSIDE DR	WB	"F"	HC:	1906-0022
	On June 04, 2019, a Tuesday , at approximately 1341 hours, while on patrol in the "West Bellfort Contract", Deputy C. Manzanare was performing routine patrol and law enforcement services when I (Deputy C. Manzanare) initiated traffic stop on a motor vehicle. The driver of the vehicle was found to have an open felony warrant out of Harris County and a Parole Violation. Warrants were confirmed and suspect was arrested. Suspect was transported to Harris county Jail without further incident. The patrol activity type is " PAT=E ".					

02.	JUNE 14, 2019	0800 HOURS	CRIMINAL MISCHIEF	DEPUTY C. MANZANARE		
	DAYSHIFT:	7700 MOONDANCE LN	WB	"M"	HC:	1906-00106
	On June 14, 2019, a Friday , at approximately 0809 hours, while on patrol in the "West Bellfort Contract", Deputy C. Manzanare was performing routine patrol and law enforcement services when I (Deputy C. Manzanare) got dispatched to criminal mischief call for service. Upon making contact with the complainant deputy discovered damaged to the complainants vehicle back window, but no entry was made into the vehicle, Deputy gathered all pertinent information needed to make a report. A report was generated. The patrol activity type is " PAT=S ".					

Sergeant Jon Meek

Sergeant Jon Meek
Neighborhood Patrol Division, First Line Supervisor
Harris County Constable's Office of Precinct 713-643-6602