



MAY WALKER, CONSTABLE
PRECINCT SEVEN
HARRIS COUNTY, TEXAS

MAIN OFFICE
5300 Griggs Road
Houston, Texas 77021
PHONE (713) 643-6602
FAX (713) 643-3401

Date: July 18, 2020

From: Sergeant Odell Haynes
Contract Sergeant, Field Operations
Harris County Constable's Office of Precinct "7"

To: Midtown Management District
Public Safety Committee & Midtown Management Board of Directors

Subject: June Monthly Productivity Analysis Report
Enclosure: **MPAR – June 2020**
Distribution: Executive Command Staff & Board of Directors & Management Company

The purpose of this "**Monthly Productivity Analysis Report**" (M.P.A.R.) is to provide the executive command staff with the appropriate data to analyze the productivity of assigned personnel and their shifts' activities to allow for the validation of individual and divisional performance evaluations. With regard to the specific contents of the report, there are 18 distinctive component parts of this report. These components are enumerated below:

- | | |
|--|---|
| 01. Patrol Activity Details | 10. Traffic Enforcement Report |
| 02. Patrol Activity Analytical Summary | 11. Trends & Percentages of Traffic |
| 03. Patrol Activity Percentages & Trends | 12. Citation & Warning Issuance Review |
| 04. Security Checks Report | 13. Call for Service Report (<i>C.F.S.</i>) |
| 05. Security Checks Percentages & Trends | 14. Trends & Percentages for <i>C.F.S.</i> |
| 06. Crisis Intervention Disposition Report | 15. Overtime Report (service at no Cost) |
| 07. Offense/Incident Generation Report | 16. Reserve Deputy Use (at no Cost) |
| 08. Criminal Arrest Types Report | 17. Incident Summarization |
| 09. Warrant Execution Report | 18. Hotspot Report Data Review |

A cursory analysis of the statistical data from this report should be demonstrative of the quality of performance of this agency in realizing the contractual obligations and the overall achievement of the goals and objectives of this Agency and the Contract Division.

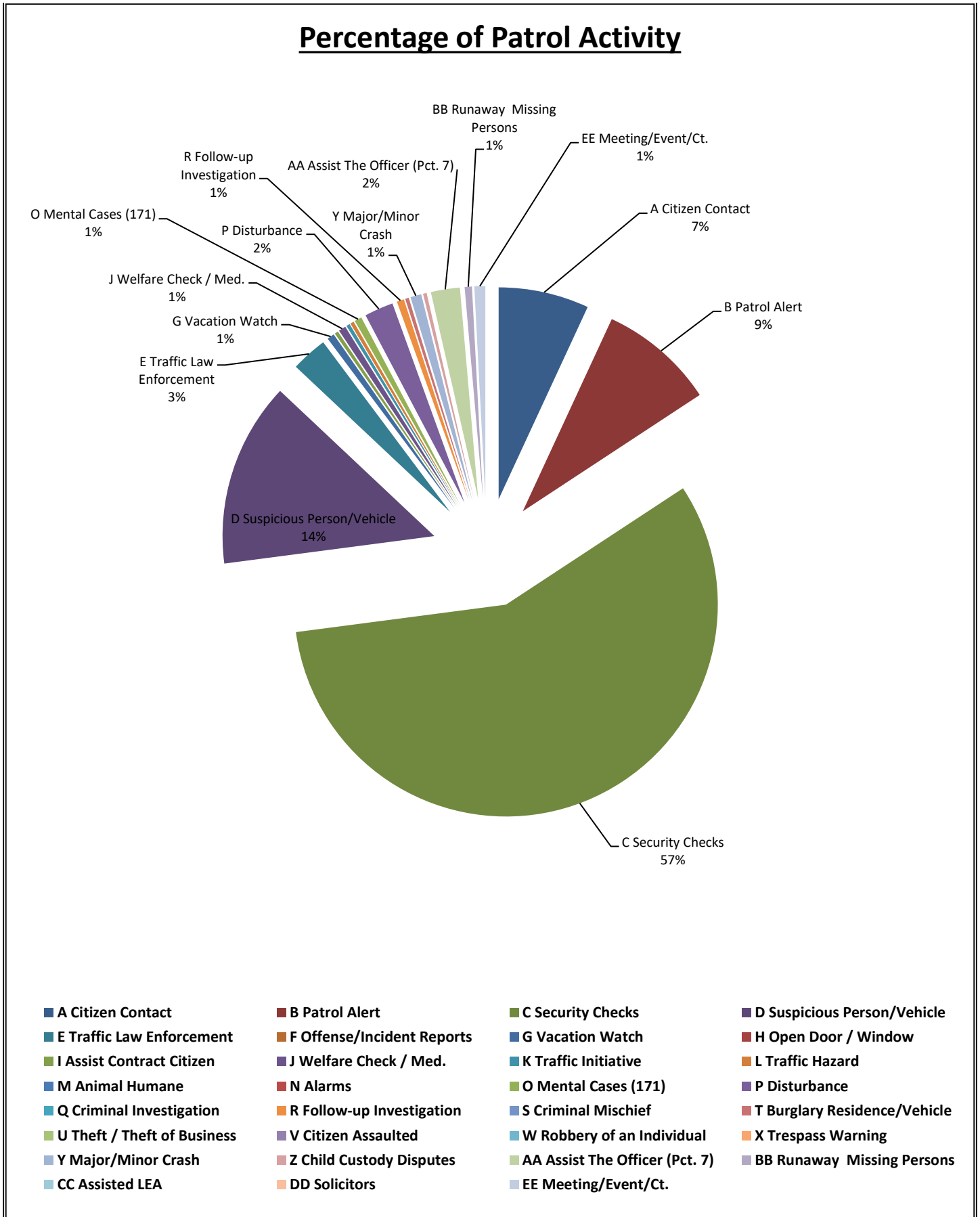
2299 total miles were driven, and the shift responded to **525** total service calls and conducted **000** crash investigations. The shift issued **00** traffic citations, made **03** arrests and handled **003** enforcement service-related calls.

A. Patrol Activity Monthly Total:

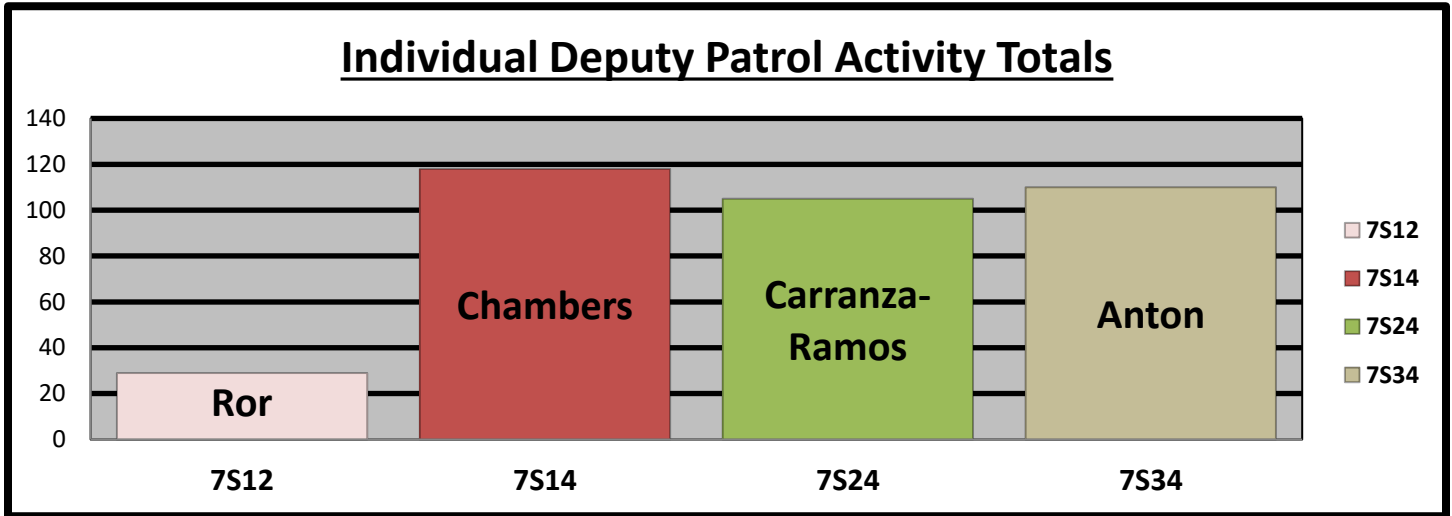
0362

*	Patrol Activity Types	87S12	7S14	7S24	7S34	TOT	AVER	%
A	Citizen Contact	0	8	0	17	25	5.0	7%
B	Patrol Alert	0	8	0	24	32	6.4	9%
C	Security Checks	17	60	86	44	207	41.4	57%
D	Suspicious Person/Vehicle	9	23	10	9	51	10.2	14%
E	Traffic Law Enforcement	0	0	5	5	10	2.0	3%
F	Offense/Incident Reports	0	0	0	0	0	0.0	0%
G	Vacation Watch	0	0	0	2	2	0.4	1%
H	Open Door / Window	0	0	0	0	0	0.0	0%
I	Assist Contract Citizen	0	0	0	1	1	0.2	0%
J	Welfare Check / Med.	0	0	2	0	2	0.4	1%
K	Traffic Initiative	0	1	0	0	1	0.2	0%
L	Traffic Hazard	0	0	0	1	1	0.2	0%
M	Animal Humane	0	0	0	0	0	0.0	0%
N	Alarms	0	0	0	0	0	0.0	0%
O	Mental Cases (171)	0	2	0	0	2	0.4	1%
P	Disturbance	0	7	0	1	8	1.6	2%
Q	Criminal Investigation	0	0	0	0	0	0.0	0%
R	Follow-up Investigation	0	2	0	0	2	0.4	1%
S	Criminal Mischief	0	0	0	0	0	0.0	0%
T	Burglary Residence/Vehicle	0	1	0	0	1	0.2	0%
U	Theft / Theft of Business	0	0	0	0	0	0.0	0%
V	Citizen Assaulted	0	0	0	0	0	0.0	0%
W	Robbery of an Individual	0	0	0	0	0	0.0	0%
X	Trespass Warning	0	0	0	0	0	0.0	0%
Y	Major/Minor Crash	0	2	1	0	3	0.6	1%
Z	Child Custody Disputes	0	1	0	0	1	0.2	0%
AA	Assist The Officer (Pct. 7)	1	0	1	6	8	1.6	2%
BB	Runaway Missing Persons	0	2	0	0	2	0.4	1%
CC	Assisted LEA	0	0	0	0	0	0.0	0%
DD	Solicitors	0	0	0	0	0	0.0	0%
EE	Meeting/Event/Ct.	2	1	0	0	3	0.6	1%
0								
*	MONTH TOTALS	29	118	105	110	362	72.4	100%

A1. Patrol Activity Percentage:



B. Patrol Activity by Midtown Management District Personnel:

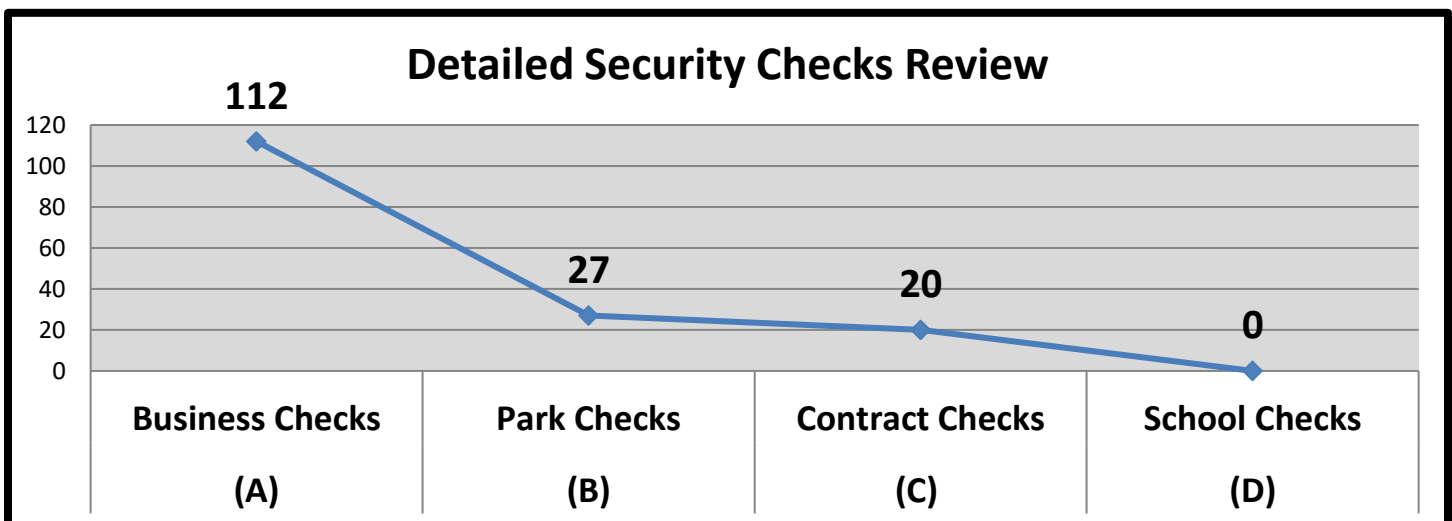


C. Security Checks Monthly Total:

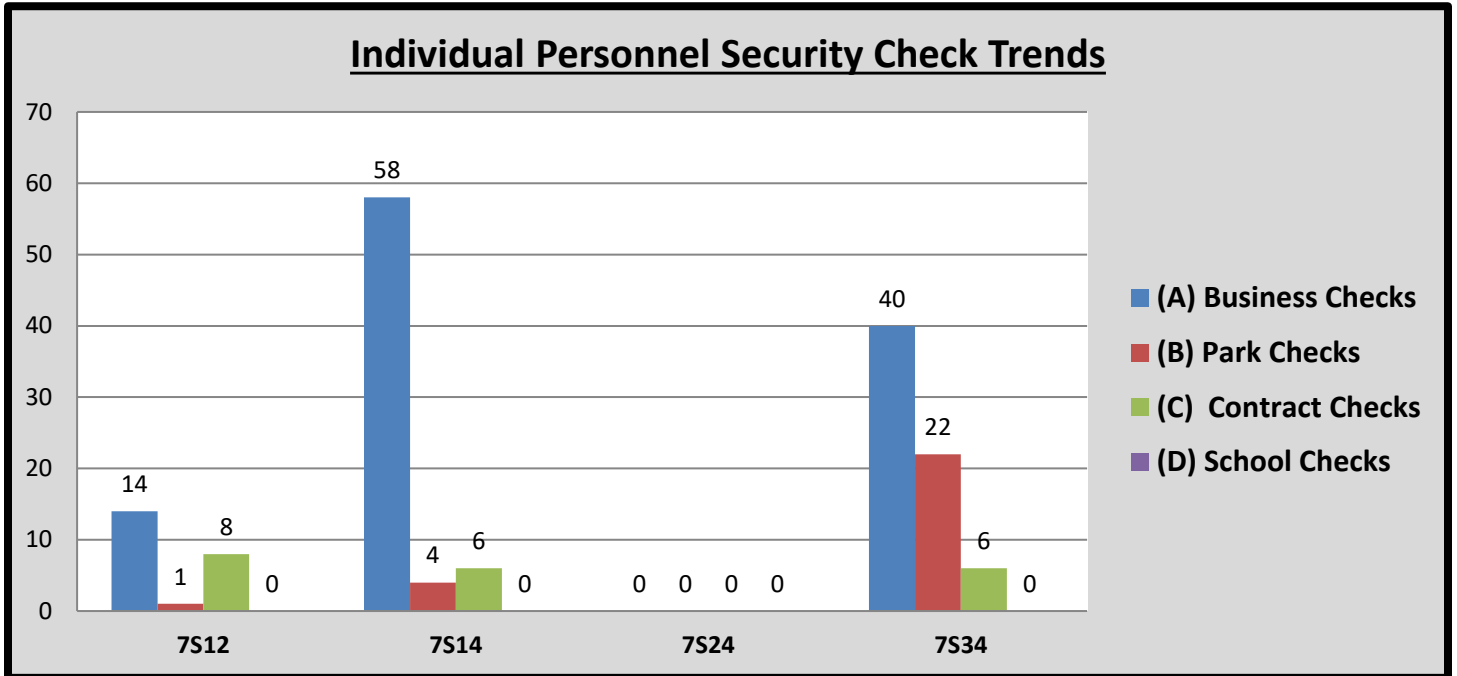
159

*	Security Checks	7S12	7S14	7S24	7S34	TOT	AVER	%
(A)	Business Checks	14	58	0	40	112	22.4	70%
(B)	Park Checks	1	4	0	22	27	5.4	17%
(C)	Contract Checks	8	6	0	6	20	4.0	13%
(D)	School Checks	0	0	0	0	0	0.0	0%
(E)	<i>Totals</i>	23	68	0	68	159	31.8	100%

D. Detailed Security Checks Monthly:



E. Individual Personnel Security Check Trends:



F. CIT/MHO Dispositions Monthly Total:

000

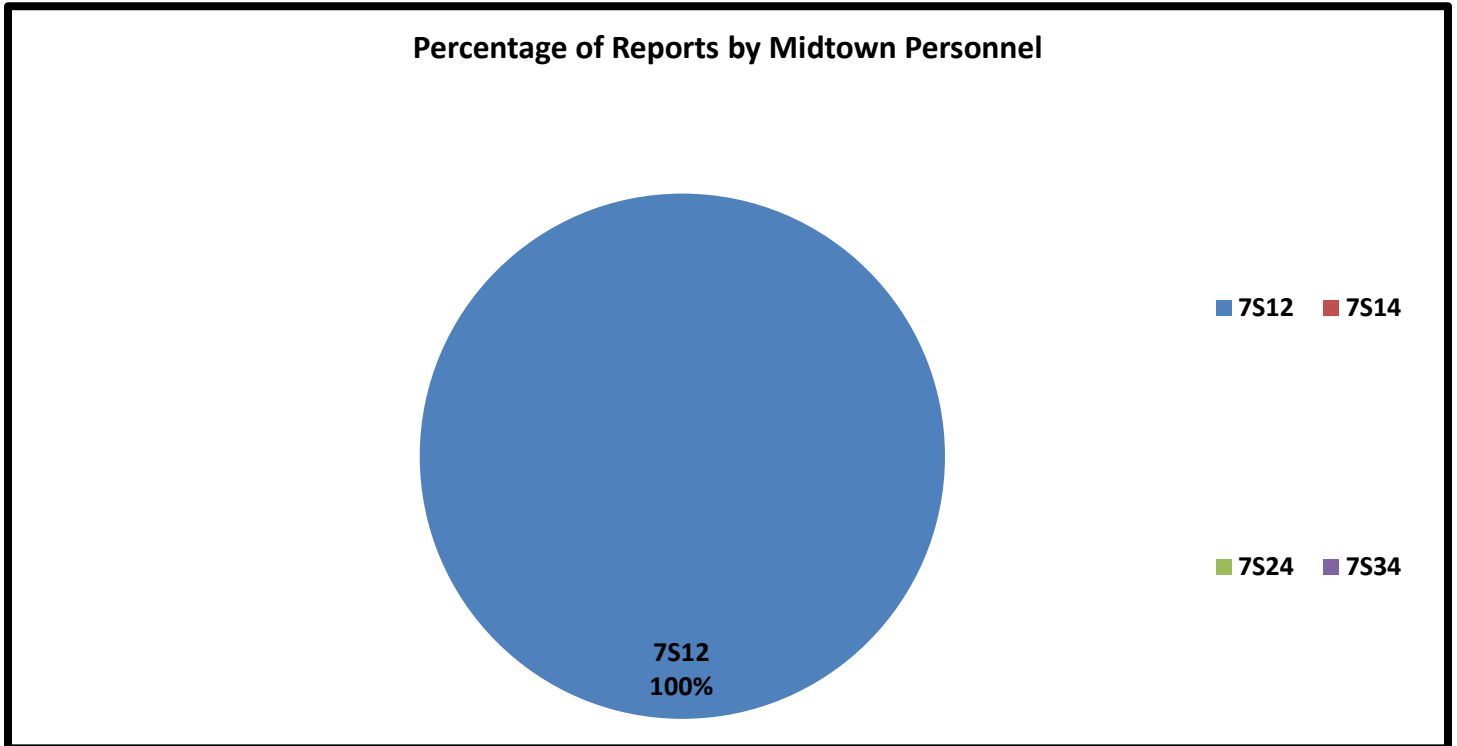
*	C.I.T. Dispositions	87S12	7S14	7S24	7S34	TOT	AVER	%
(A)	CIT/MHO Outside Referral	0	0	0	0	0	0.0	#DIV/0!
(B)	CIT/MHO Transport	0	0	0	0	0	0.0	#DIV/0!
(C)	CIT/MHO CIT Contact	0	0	0	0	0	0.0	#DIV/0!
(D)	CIT/MHO Arrest	0	0	0	0	0	0.0	#DIV/0!
(E)	<i>Totals</i>	0	0	0	0	0	0.0	#DIV/0!

G. Offense/Incident Reports Monthly Total:

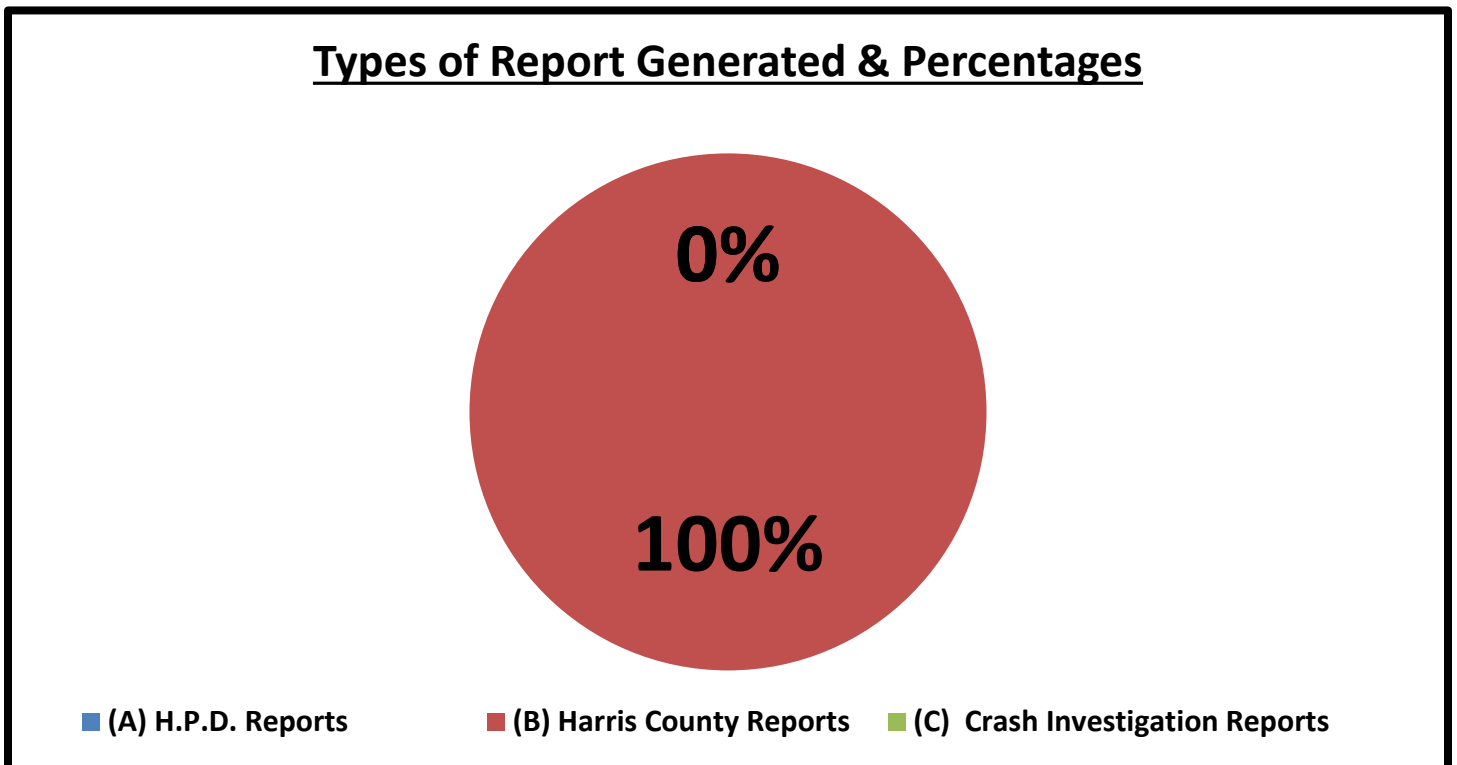
004

*	Offense/Incident Reports	87S12	7S14	7S24	7S34	TOT	AVER	%
(A)	H.P.D. Reports	0	0	0	0	0	0.0	0%
(B)	Harris County Reports	4	0	0	0	4	0.8	100%
(C)	Crash Investigation Reports	0	0	0	0	0	0.0	0%
(D)	<i>Totals</i>	4	0	0	0	4	0.8	100%

H. Report Generation Percentages:



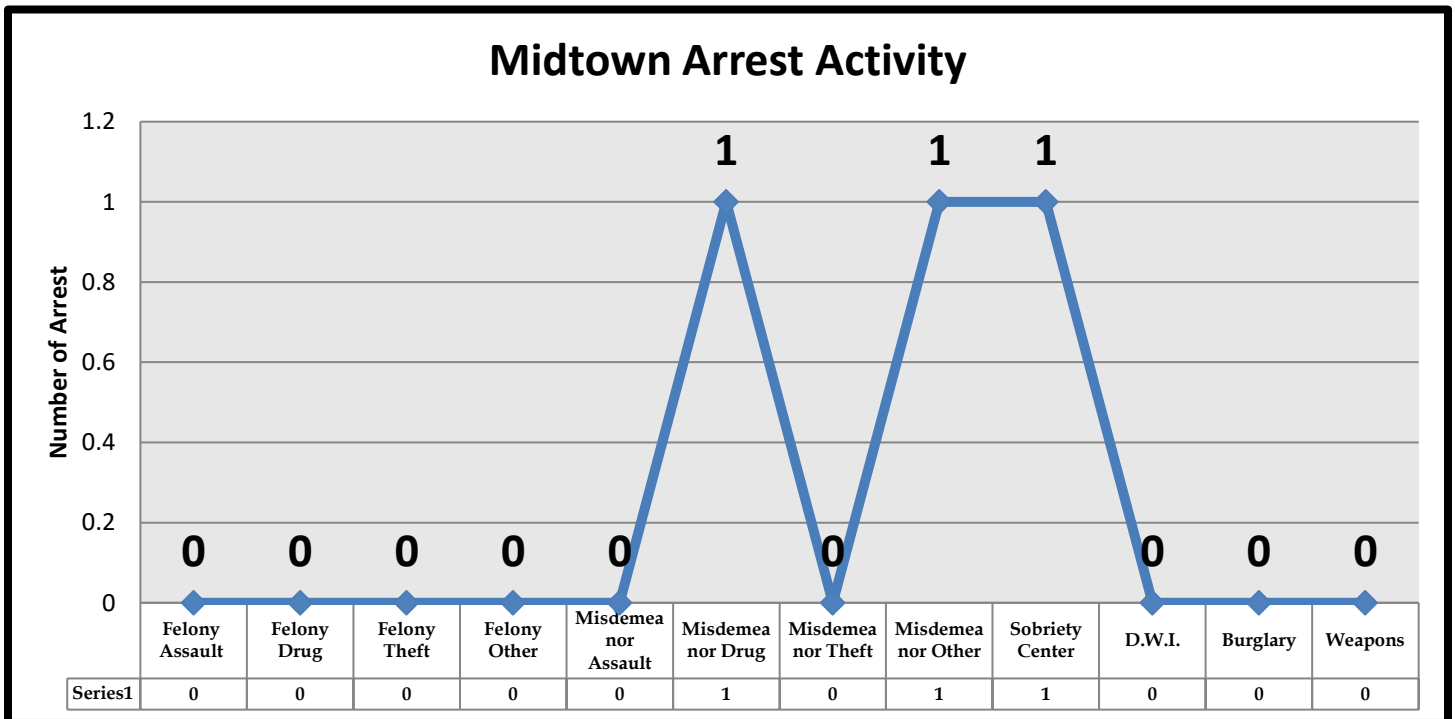
I. Percentages:



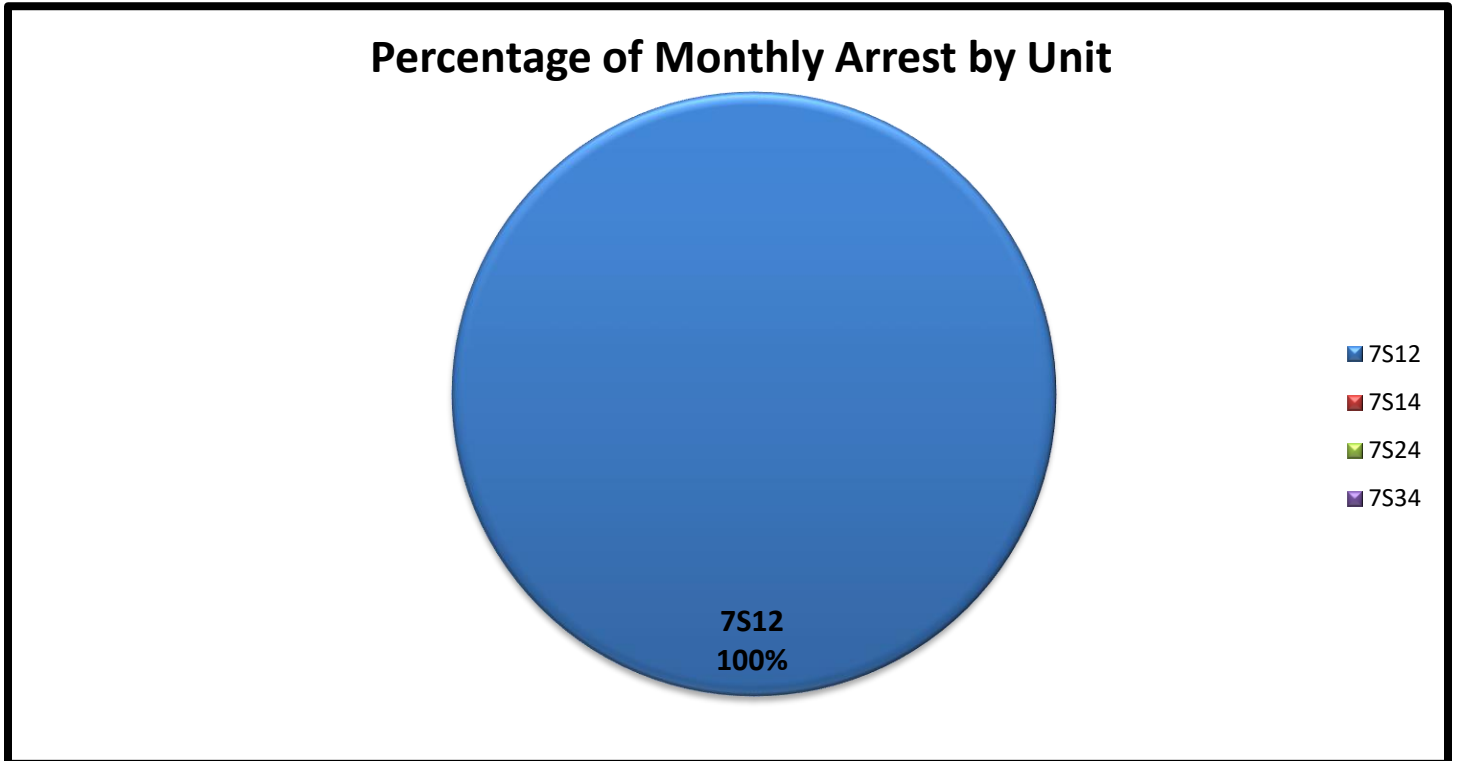
J. Types of Criminal Arrests Monthly Total:

*	Types of Criminal Arrests	87S12	7S14	7S24	7S34	TOT	AVER	%
A	Felony Assault	0	0	0	0	0	0.0	0%
B	Felony Drug	0	0	0	0	0	0.0	0%
C	Felony Theft	0	0	0	0	0	0.0	0%
D	Felony Other	0	0	0	0	0	0.0	0%
E	Misdemeanor Assault	0	0	0	0	0	0.0	0%
F	Misdemeanor Drug	1	0	0	0	1	0.2	33%
G	Misdemeanor Theft	0	0	0	0	0	0.0	0%
H	Misdemeanor Other	1	0	0	0	1	0.2	33%
I	Sobriety Center	1	0	0	0	1	0.2	33%
J	D.W.I.	0	0	0	0	0	0.0	0%
K	Burglary	0	0	0	0	0	0.0	0%
L	Weapons	0	0	0	0	0	0.0	0%
M	<i>Totals</i>	3	0	0	0	3	0.6	100%

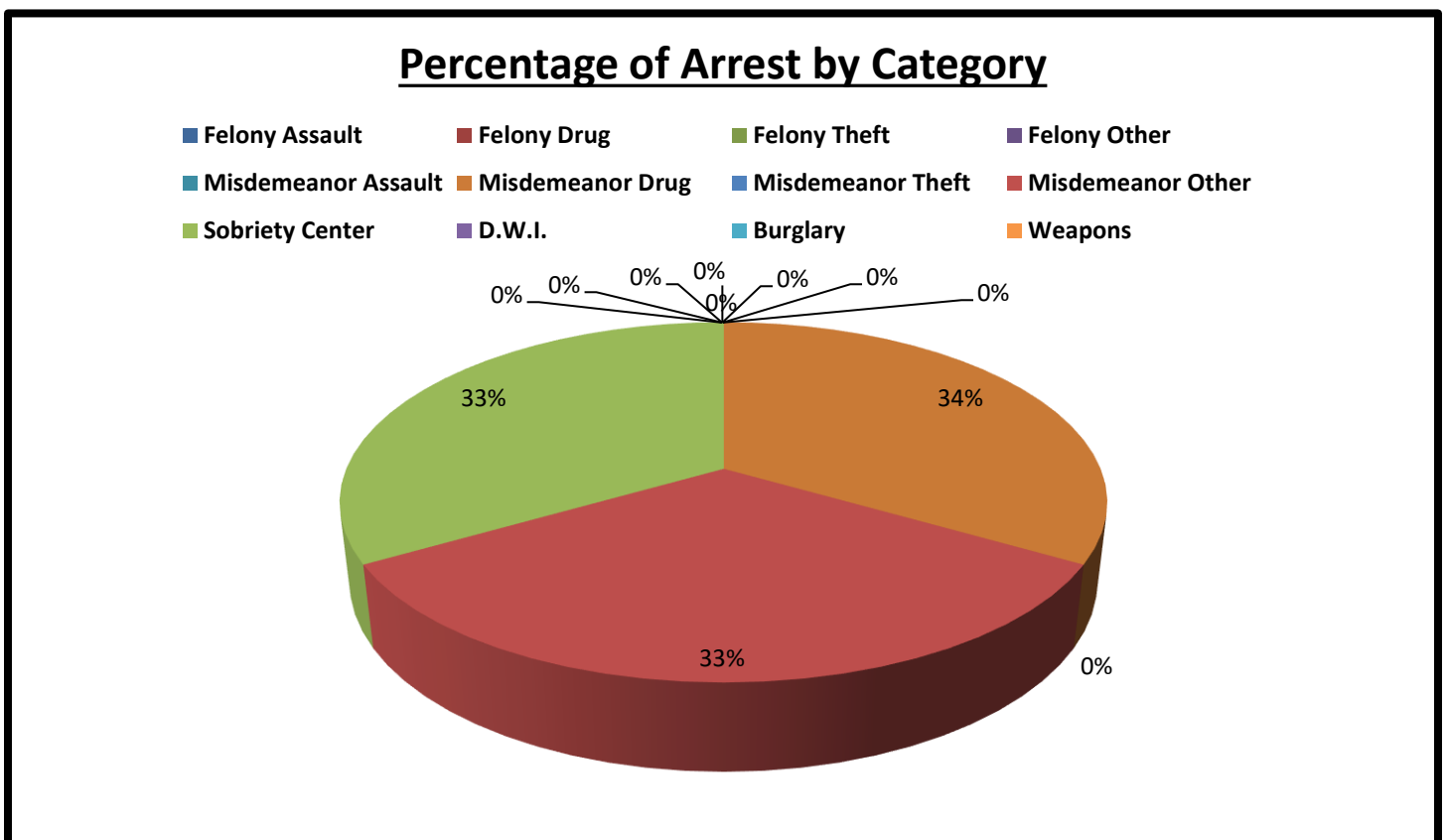
K. Types of Criminal Arrests Monthly Total:



L. Types of Criminal Arrests Monthly Total:



M. Types of Criminal Arrests Monthly Total:



N. Executed Warrant Monthly Total:

000

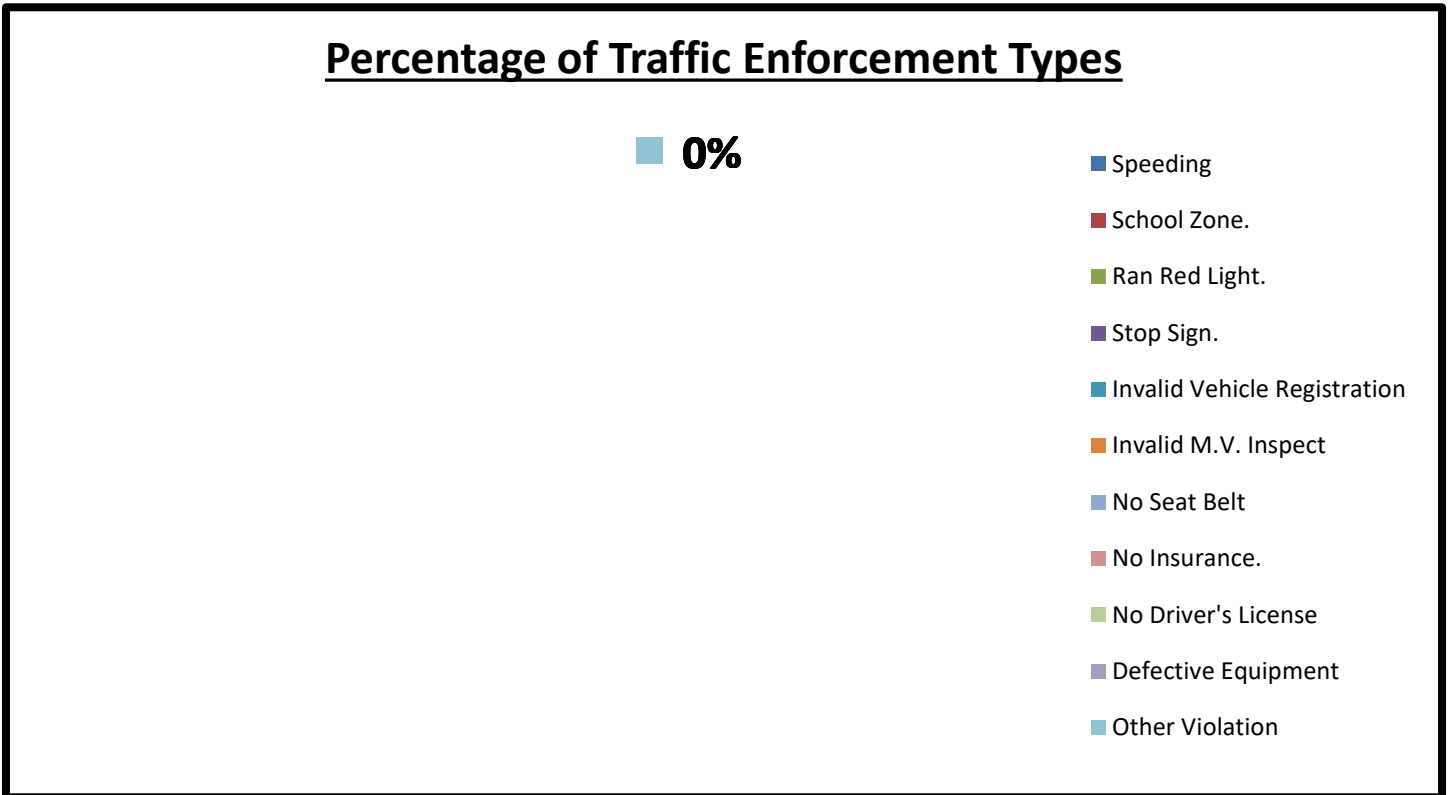
*	Executed Warrants	87S12	7S14	7S24	7S34	TOT	AVER	%
(A)	Felony Warrants	0	0	0	0	0	0.0	#DIV/0!
(B)	Misdemeanor Warrants	0	0	0	0	0	0.0	#DIV/0!
(C)	Totals	0	0	0	0	0	0.0	#DIV/0!

O. Traffic Law Enforcement Total:

005

*	Traffic Enforcement	7S12	7S14	7S24	7S34	TOT	AVER	%
A	Speeding	0	0	0	0	0	0.0	#DIV/0!
B	School Zone.	0	0	0	0	0	0.0	#DIV/0!
C	Ran Red Light.	0	0	0	0	0	0.0	#DIV/0!
D	Stop Sign.	0	0	0	0	0	0.0	#DIV/0!
E	Invalid Vehicle Registration	0	0	0	0	0	0.0	#DIV/0!
F	Invalid M.V. Inspect	0	0	0	0	0	0.0	#DIV/0!
G	No Seat Belt	0	0	0	0	0	0.0	#DIV/0!
H	No Insurance.	0	0	0	0	0	0.0	#DIV/0!
I	No Driver's License	0	0	0	0	0	0.0	#DIV/0!
J	Defective Equipment	0	0	0	0	0	0.0	#DIV/0!
K	Other Violation	0	0	0	0	0	0.0	#DIV/0!
L	Written Warnings	0	0	0	0	0	0.0	#DIV/0!
M	Verbal Warning	0	0	0	5	5	1.0	#DIV/0!
N	Citation	0	0	0	0	0	0.0	0%
O	Total Violations	0	0	0	5	5	1.0	100%

P. Traffic Law Enforcement Total:



Q. Citations vs. Warnings Monthly Total:

000

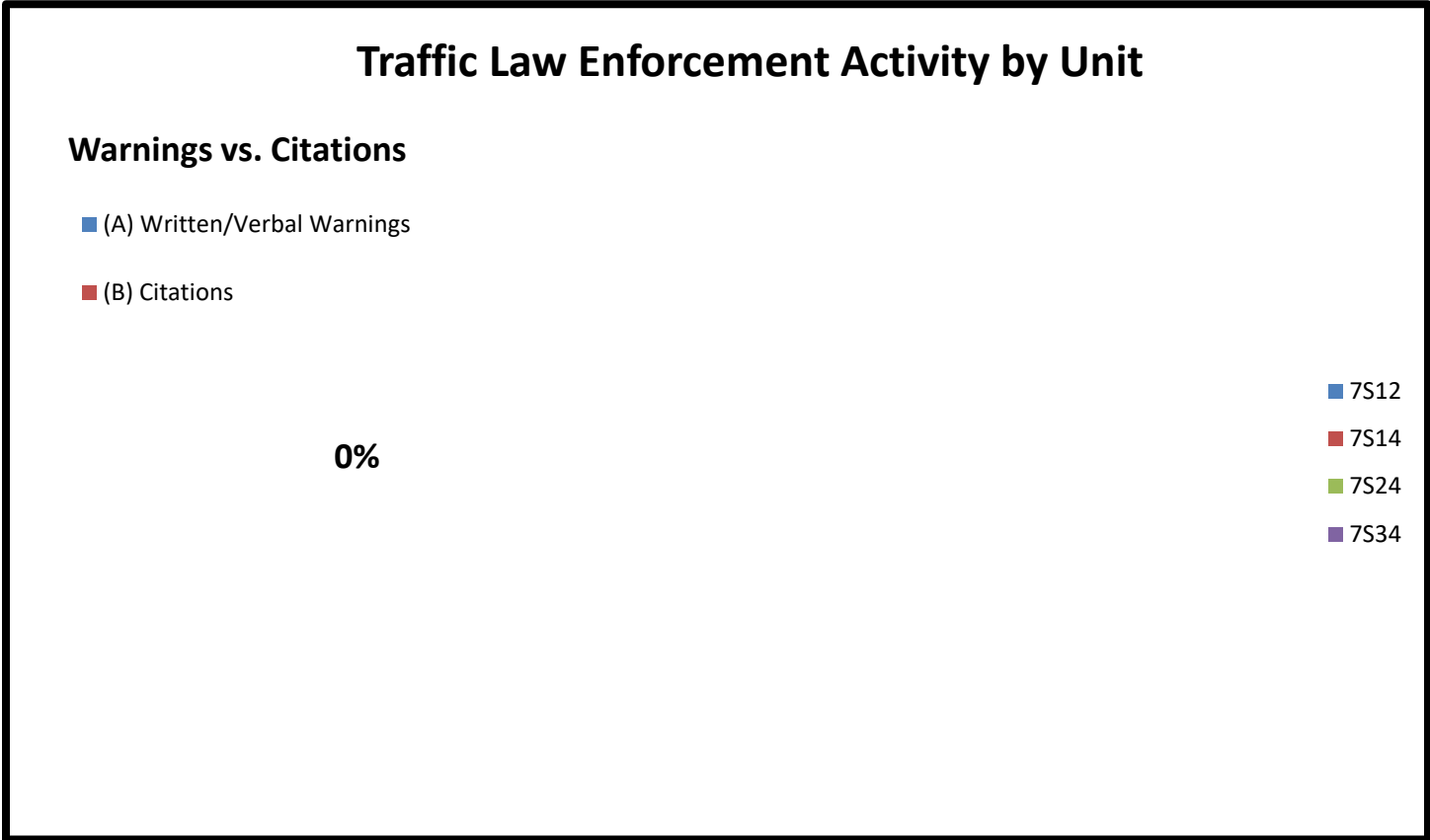
*	Warnings vs. Citations	7S12	7S14	7S24	7S34	TOT	AVER	%
(A)	Written/Verbal Warnings	0	0	0	0	0	0.0	#DIV/0!
(B)	Citations	0	0	0	0	0	0.0	#DIV/0!
(C)	<i>Totals</i>	0	0	0	0	0	0.0	#DIV/0!

R. Sources of Calls for Service Monthly Total:

0362

Sources of Calls for Service	7S12	7S14	7S24	7S34	TOT	AVER	%
On View	0	0	0	0	0	0.0	0%
Dispatched	2	35	2	12	51	10.2	14%
Self-Initiated	27	83	103	98	311	62.2	86%
<i>Totals</i>	29	118	105	110	362	72.4	100%

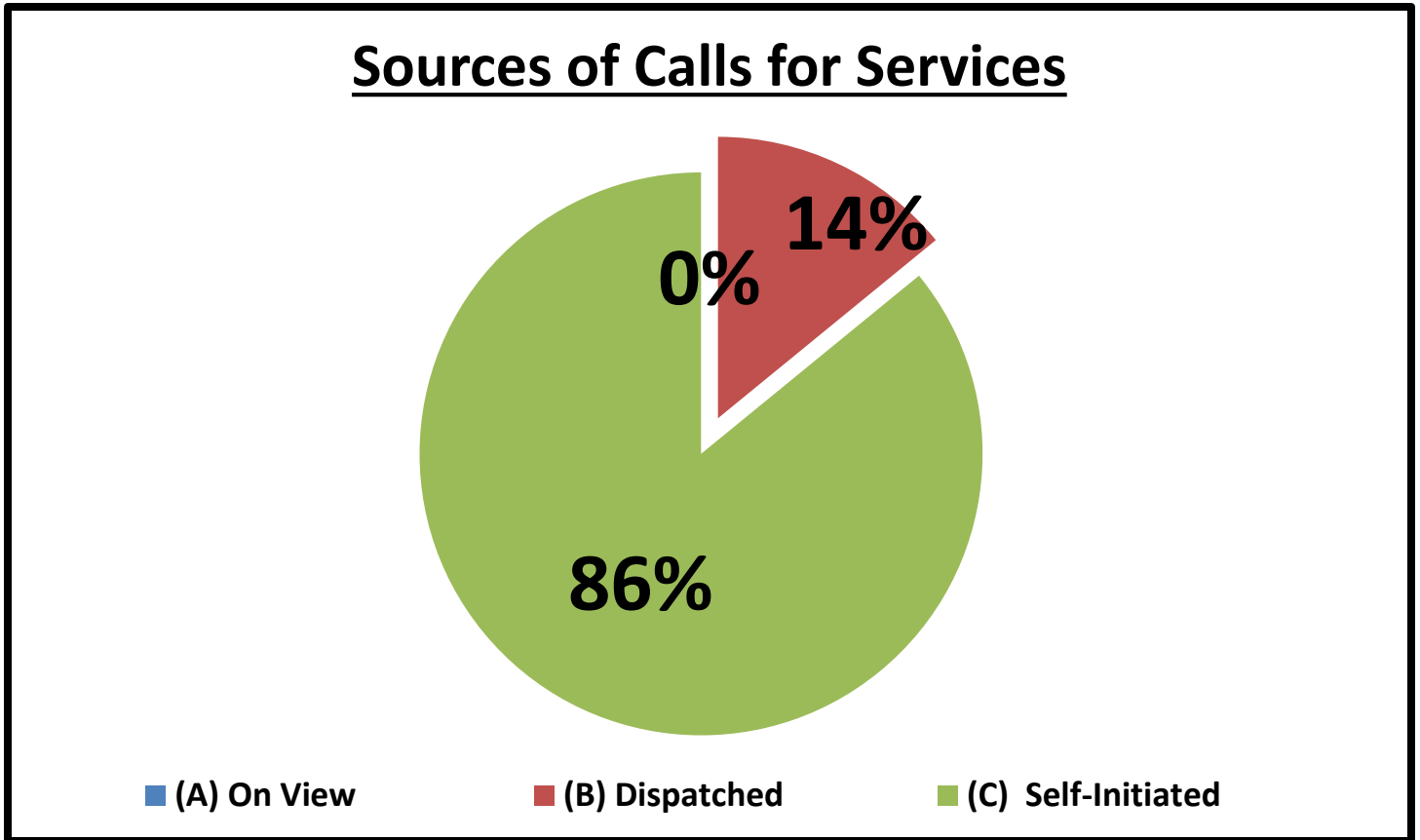
S. Traffic Law Enforcement Activity Percentages:



T. Sources of Calls for Service Percentages:

*	<i>Sources of Calls for Service</i>	87S12	7S14	7S24	7S34	TOT
(A)	On View	0%	0%	0%	0%	0%
(B)	Dispatched	7%	30%	2%	11%	14%
(C)	Self-Initiated	93%	70%	98%	89%	86%
(D)	<i>Totals</i>	100%	100%	100%	100%	100%

U. Sources of Calls for Service Percentages:



V. Free Reserve Personnel Time Utilized in Contract Monthly Total: 000

*	Free Reserve Personnel Time	87S12	7S14	7S24	7S34		TOT	AVER	%
(A)	Totals	0	0	0	0		0	0.0	#DIV/0!

W. Mileage Total:

2299

*	Mileage	87S12	7S14	7S24	7S34		TOT	AVER	%
(A)	Totals	226	833	300	940		2299	459.8	635%

X. Incident Summaries:

01.	JUNE 12, 2020	0900 HOURS	NARCOTICS ARREST-POM		DEPUTY T. ROE	
	DAYSHIFT:	1000 HOLMAN	MIDTOWN	"M"	HC:	2006-00094
<p>On June 12, 2020, a Friday, at 0940 hours, while on patrol in the "Midtown Contract", Deputy T. Roe was performing routine patrol and law enforcement services when I (Deputy T. Roe) observed an individual sleeping on the step area of a private property. After all investigations were final one plastic baggy of marijuana was discovered in the suspect's personal sleeping bag area. After further investigation one report was taken and one female accepted the Misdemeanor Diversion Marijuana Program. The patrol activity type is "PAT=D"</p>						

02.	JUNE 20, 2020	11:00 HOURS	PUBLIC INTOXICATION		DEPUTY T. ROE	
	DAYSHIFT:	3600 FANNIN	MIDTOWN	"M"	HC:	2006-00140
<p>On June 20, 2020, a Saturday, at 1159 hours, while on patrol in the "Midtown Contract", Deputy T. Roe was performing routine patrol and law enforcement services when I (Deputy T. Roe) observed a individual sleeping on the sidewalk area sweating profusely and in an unconscious state. After all investigations were final one male was detained and transferred to the custody of the PITT TEAM. One report was taken at this time. The patrol activity type is "PAT=D"</p>						

03.	JUNE 25, 2020	11:00 HOURS	CRIMINAL TRESPASS		DEPUTY T. ROE	
	DAYSHIFT:	2300 LOUISIANA	MIDTOWN	"M"	HC:	2006-00190
<p>On June 25, 2020, a Thursday, at 1159 hours, while on patrol in the "Midtown Contract", Deputy T. Roe was performing routine patrol and law enforcement services when I (Deputy T. Roe) was dispatched to a possible burglary that had already occurred. After all investigations were completed one individual was detained and taken into custody for criminal trespassing. One report was taken, and one male was released to the Diversion Center with no further incident. One report was taken at this time. The patrol activity type is "PAT=D"</p>						

04.	JUNE 30, 2020	13:00 HOURS	CIVIL DISPUTE		DEPUTY T. ROE	
	DAYSHIFT:	2300 LOUISIANA	MIDTOWN	"M"	HC:	2006-00200
<p>On June 30, 2020, a Tuesday, at 1300 hours, while on patrol in the "Midtown Contract", Deputy T. Roe was performing routine patrol and law enforcement services when I (Deputy T. Roe) was dispatched to a Tenant/Rentee Air B&B dispute. After all investigations were completed one report was taken. The patrol activity type is "PAT=D"</p>						

Sergeant Odell Haynes

Sergeant Odell Haynes

Contract Sergeant, Field Operations

Harris County Constable's Office of Precinct "7"

713-643-6602 OR 832-788-1013