



**MAY WALKER**, CONSTABLE  
PRECINCT SEVEN  
HARRIS COUNTY, TEXAS

MAIN OFFICE  
5300 Griggs Road  
Houston, Texas 77021  
PHONE (713) 643-6602  
FAX (713) 643-3401

**Date: July 19, 2020**

From: Sergeant Ashton Johnson-Hall  
Neighborhood Patrol Division, First Line Supervisor  
Harris County Constable's Office of Precinct "7"

To: Property Owners Association  
Board of Directors & Management Company

Subject: June Monthly Productivity Analysis Report  
Enclosure: **MPAR – June 2020**  
Distribution: Executive Command Staff & Board of Directors & Management Company

The purpose of this "**Monthly Productivity Analysis Report**" (M.P.A.R.) is to provide the executive command staff with the appropriate data to analyze the productivity of assigned personnel and their shifts' activities to allow for the validation of individual and divisional performance evaluations. With regard to the specific contents of the report, there are 18 distinctive component parts of this report. These components are enumerated below:

- |  |   |
|--|---|
| 01. Patrol Activity Details                | 10. Traffic Enforcement Report                |
| 02. Patrol Activity Analytical Summary     | 11. Trends & Percentages of Traffic           |
| 03. Patrol Activity Percentages & Trends   | 12. Citation & Warning Issuance Review        |
| 04. Security Checks Report                 | 13. Call for Service Report ( <i>C.F.S.</i> ) |
| 05. Security Checks Percentages & Trends   | 14. Trends & Percentages for <i>C.F.S.</i>    |
| 06. Crisis Intervention Disposition Report | 15. Overtime Report (service at no Cost)      |
| 07. Offense/Incident Generation Report     | 16. Reserve Deputy Use (at no Cost)           |
| 08. Criminal Arrest Types Report           | 17. Incident Summarization                    |
| 09. Warrant Execution Report               | 18. Hotspot Report Data Review                |

A cursory analysis of the statistical data from this report should be demonstrative of the quality of performance of this agency in realizing the contractual obligations and the overall achievement of the goals and objectives of this Agency and the Contract Division.

2422 total miles were driven and the shift responded to 1768 total service calls and conducted 001 crash investigations. The shift issued 005 traffic citations, made 02 arrest and handled 102 enforcement service related calls.

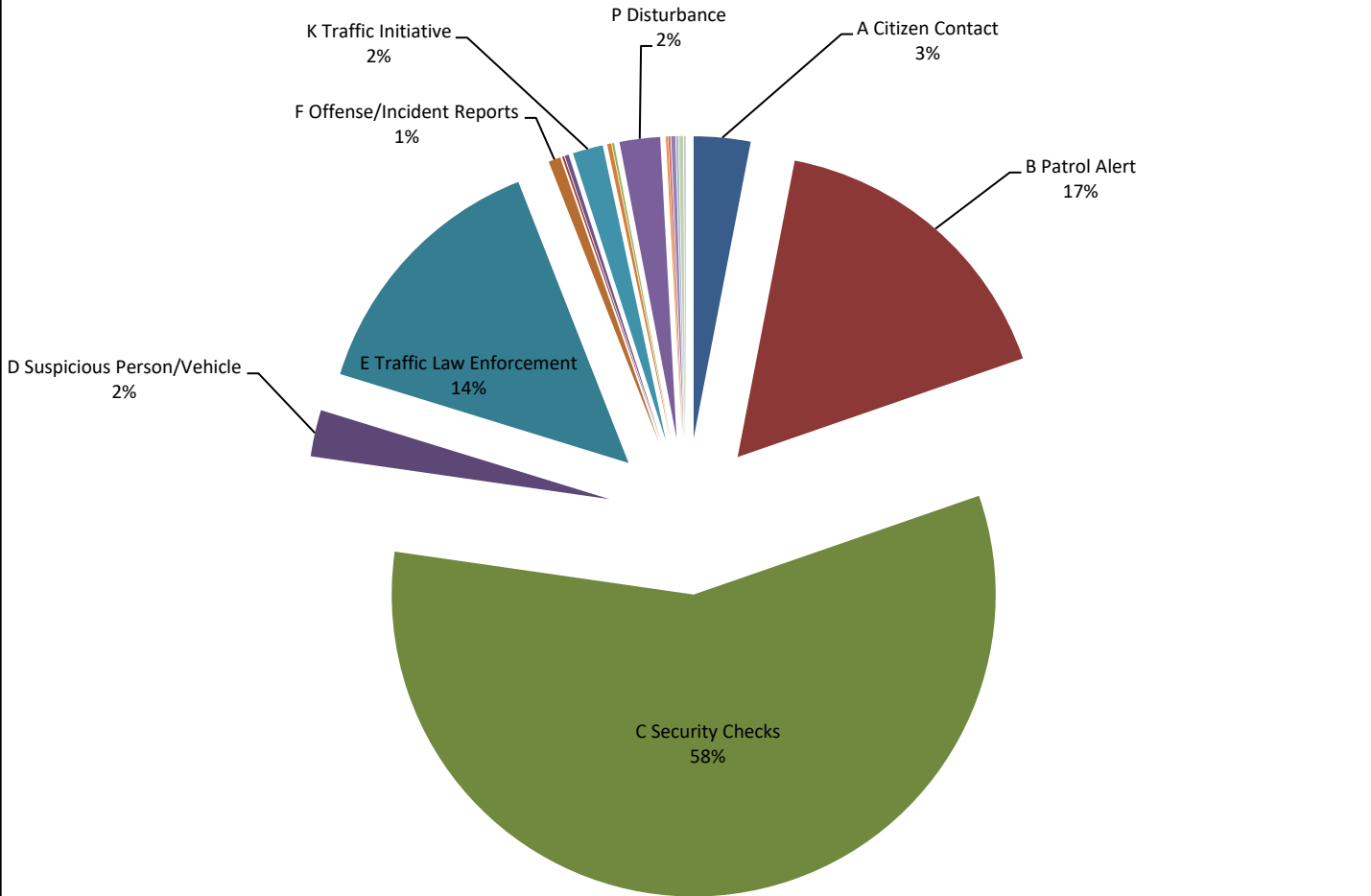
# A. Patrol Activity Monthly Total:

**0924**

*	Patrol Activity Types	7H11	7H31	7H32	TOT	AVER	%
A	Citizen Contact	12	7	9	28	9.3	3%
B	Patrol Alert	105	36	13	154	51.3	17%
C	Security Checks	235	140	157	532	177.3	58%
D	Suspicious Person/Vehicle	6	11	6	23	7.7	2%
E	Traffic Law Enforcement	18	39	75	132	44.0	14%
F	Offense/Incident Reports	1	4	1	6	2.0	1%
G	Vacation Watch	0	0	0	0	0.0	0%
H	Open Door / Window	0	0	1	1	0.3	0%
I	Assist Contract Citizen	0	0	0	0	0.0	0%
J	Welfare Check / Med.	0	1	1	2	0.7	0%
K	Traffic Initiative	15	0	0	15	5.0	2%
L	Traffic Hazard	1	0	1	2	0.7	0%
M	Animal Humane	0	0	0	0	0.0	0%
N	Alarms	0	0	0	0	0.0	0%
O	Mental Cases (171)	0	1	0	1	0.3	0%
P	Disturbance	1	10	9	20	6.7	2%
Q	Criminal Investigation	0	0	0	0	0.0	0%
R	Follow-up Investigation	1	0	0	1	0.3	0%
S	Criminal Mischief	0	0	0	0	0.0	0%
T	Burglary Residence/Vehicle	0	1	0	1	0.3	0%
U	Theft / Theft of Business	0	0	0	0	0.0	0%
V	Citizen Assaulted	2	0	0	2	0.7	0%
W	Robbery of an Individual	0	0	0	0	0.0	0%
X	Trespass Warning	0	0	0	0	0.0	0%
Y	Major/Minor Crash	1	0	0	1	0.3	0%
Z	Child Custody Disputes	0	0	0	0	0.0	0%
AA	Assist The Officer (Pct. 7)	0	0	2	2	0.7	0%
BB	Runaway Missing Persons	0	0	0	0	0.0	0%
CC	Assisted LEA	0	0	0	0	0.0	0%
DD	Solicitors	0	0	0	0	0.0	0%
EE	Meeting/Event/Ct.	1	0	0	1	0.3	0%
*	<b>MONTH TOTALS</b>	<b>399</b>	<b>250</b>	<b>275</b>	<b>924</b>	<b>308.0</b>	<b>100%</b>

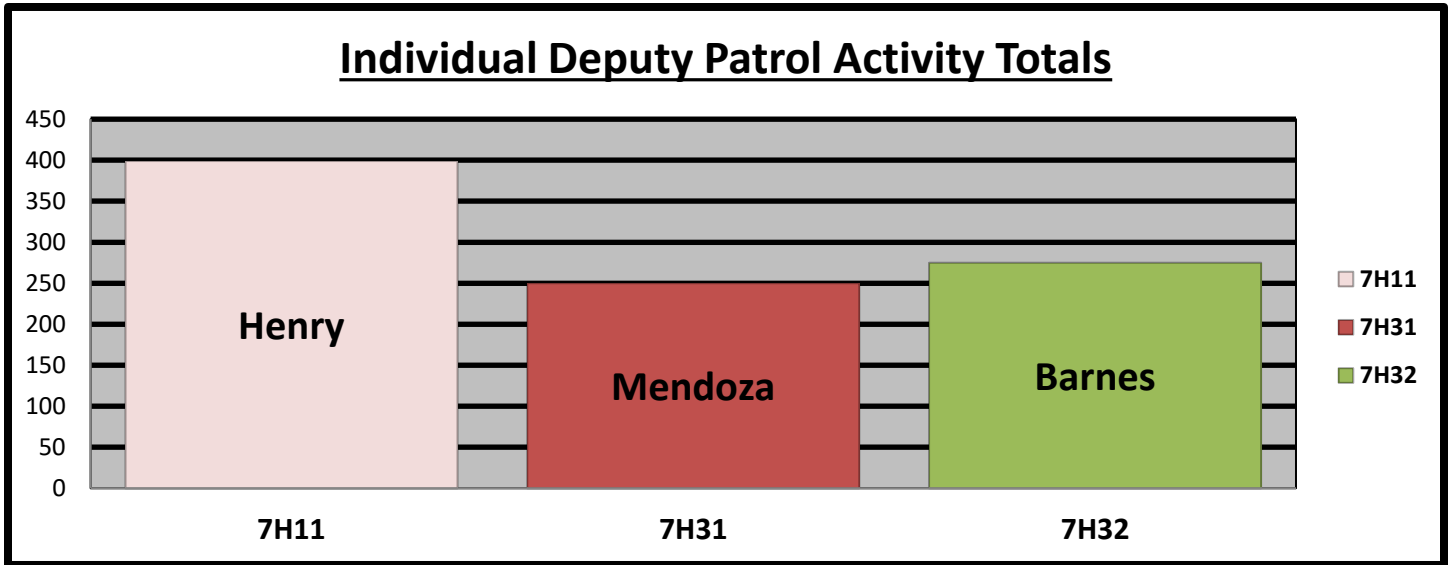
# A1. Patrol Activity Percentage:

## Percentage of Patrol Activity



- |                               |                              |                                  |                                |
|-------------------------------|------------------------------|----------------------------------|--------------------------------|
| ■ A Citizen Contact           | ■ B Patrol Alert             | ■ C Security Checks              | ■ D Suspicious Person/Vehicle  |
| ■ E Traffic Law Enforcement   | ■ F Offense/Incident Reports | ■ G Vacation Watch               | ■ H Open Door / Window         |
| ■ I Assist Contract Citizen   | ■ J Welfare Check / Med.     | ■ K Traffic Initiative           | ■ L Traffic Hazard             |
| ■ M Animal Humane             | ■ N Alarms                   | ■ O Mental Cases (171)           | ■ P Disturbance                |
| ■ Q Criminal Investigation    | ■ R Follow-up Investigation  | ■ S Criminal Mischief            | ■ T Burglary Residence/Vehicle |
| ■ U Theft / Theft of Business | ■ V Citizen Assaulted        | ■ W Robbery of an Individual     | ■ X Trespass Warning           |
| ■ Y Major/Minor Crash         | ■ Z Child Custody Disputes   | ■ AA Assist The Officer (Pct. 7) | ■ BB Runaway Missing Persons   |
| ■ CC Assisted LEA             | ■ DD Solicitors              | ■ EE Meeting/Event/Ct.           |                                |

**B. Patrol Activity by City Park Personnel:**

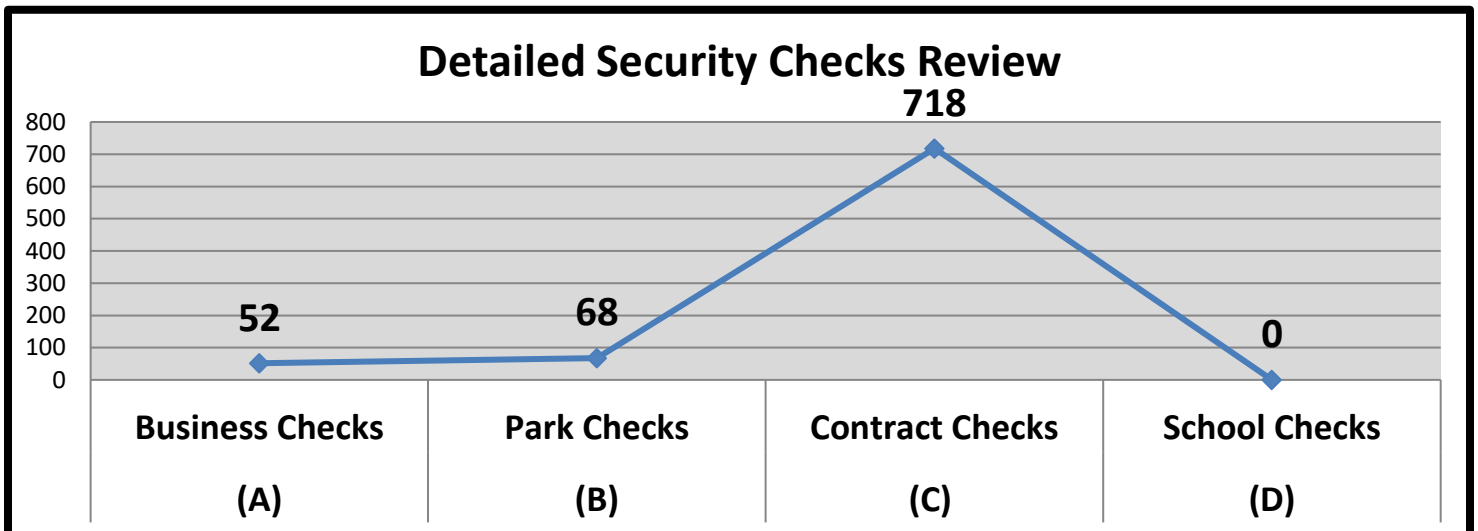


**C. Security Checks Monthly Total:**

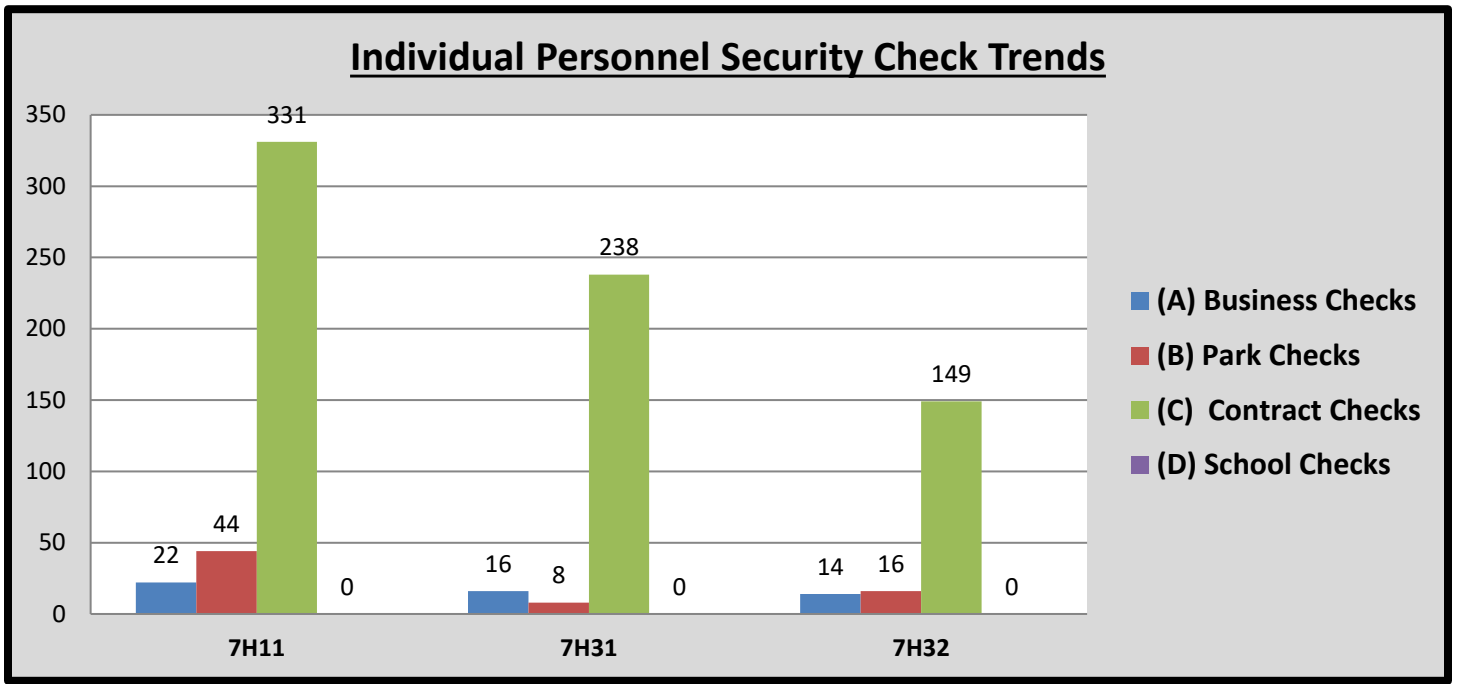
**0838**

* Security Checks	7H11	7H31	7H32	TOT	AVER	%
(A) Business Checks	22	16	14	52	17.3	6%
(B) Park Checks	44	8	16	68	22.7	8%
(C) Contract Checks	331	238	149	718	239.3	86%
(D) Plaza Checks	0	0	0	0	0.0	0%
(E) Totals	397	262	179	838	279.3	100%

**D. Detailed Security Checks Monthly:**



**E. Individual Personnel Security Check Trends:**



**F. CIT/MHO Dispositions Monthly Total:**

**000**

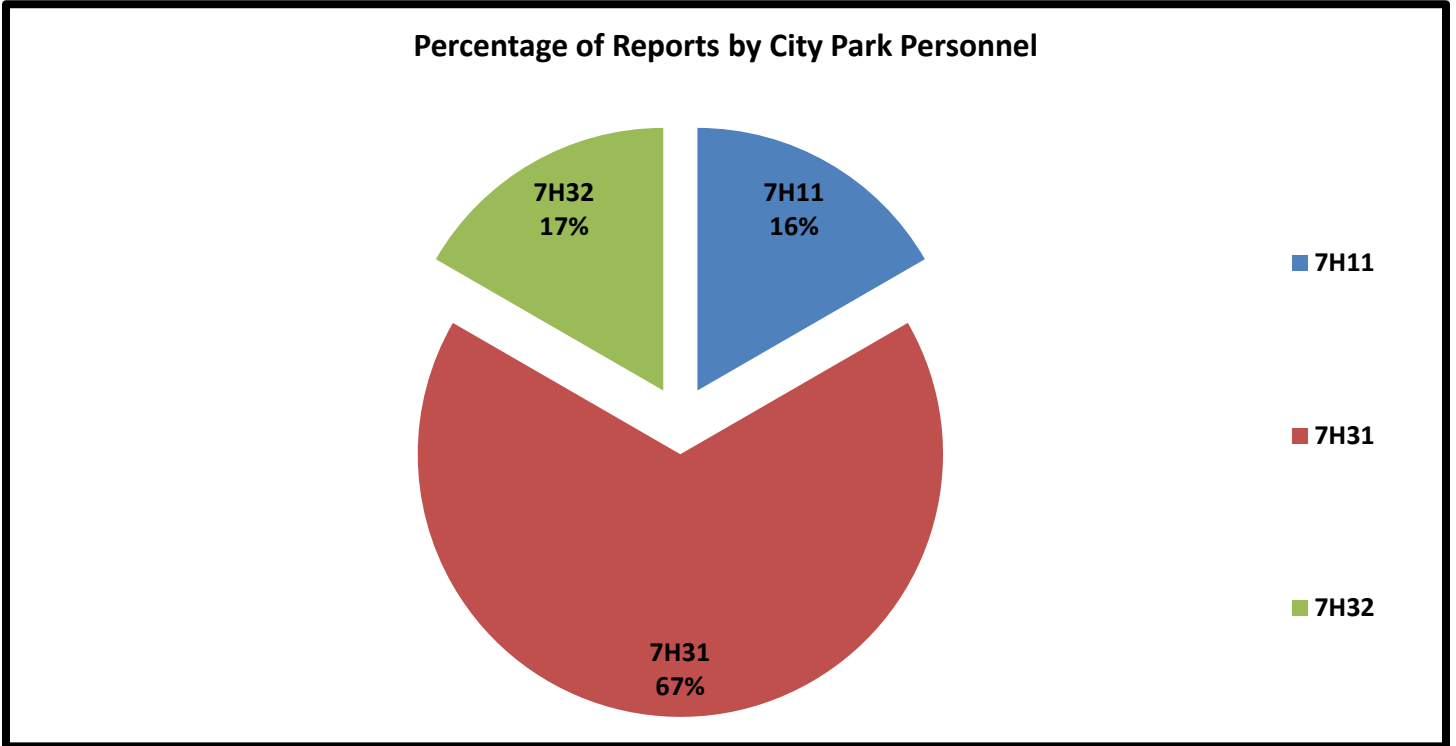
*	<i>C.I.T. Dispositions</i>	7H11	7H31	7H32	TOT	AVER	%
(A)	CIT/MHO Outside Referral	0	0	0	0	0.0	#DIV/0!
(B)	CIT/MHO Transport	0	0	0	0	0.0	#DIV/0!
(C)	CIT/MHO CIT Contact	0	0	0	0	0.0	#DIV/0!
(D)	CIT/MHO Arrest	0	0	0	0	0.0	#DIV/0!
(E)	<i>Totals</i>	0	0	0	0	0.0	#DIV/0!

**G. Offense/Incident Reports Monthly Total:**

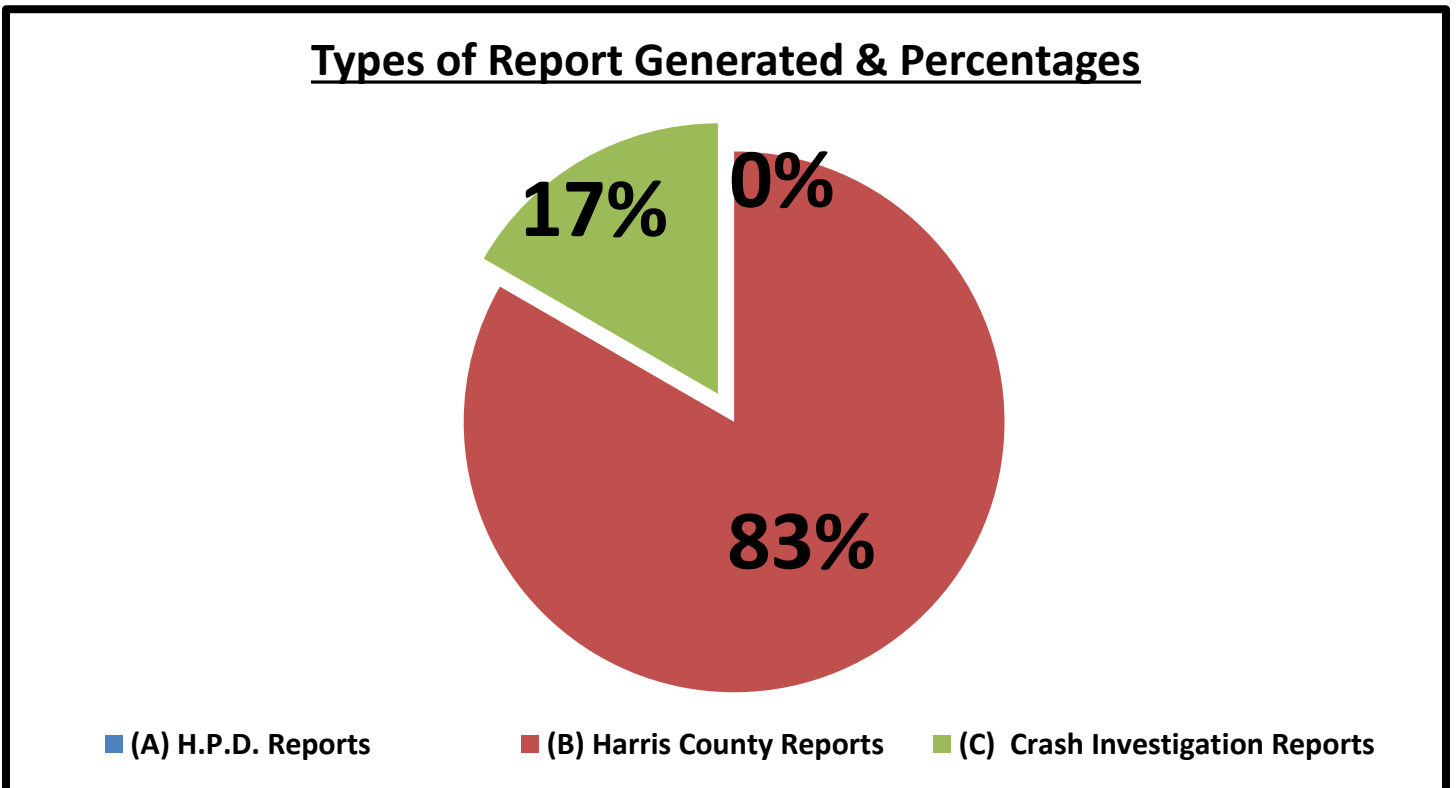
**006**

*	<i>Offense/Incident Reports</i>	7H11	7H31	7H32	TOT	AVER	%
(A)	H.P.D. Reports	0	0	0	0	0.0	0%
(B)	Harris County Reports	0	4	1	5	1.7	83%
(C)	Crash Investigation Reports	1	0	0	1	0.3	17%
(D)	<i>Totals</i>	1	4	1	6	2.0	100%

## H. Report Generation Percentages:



## I. Percentages:

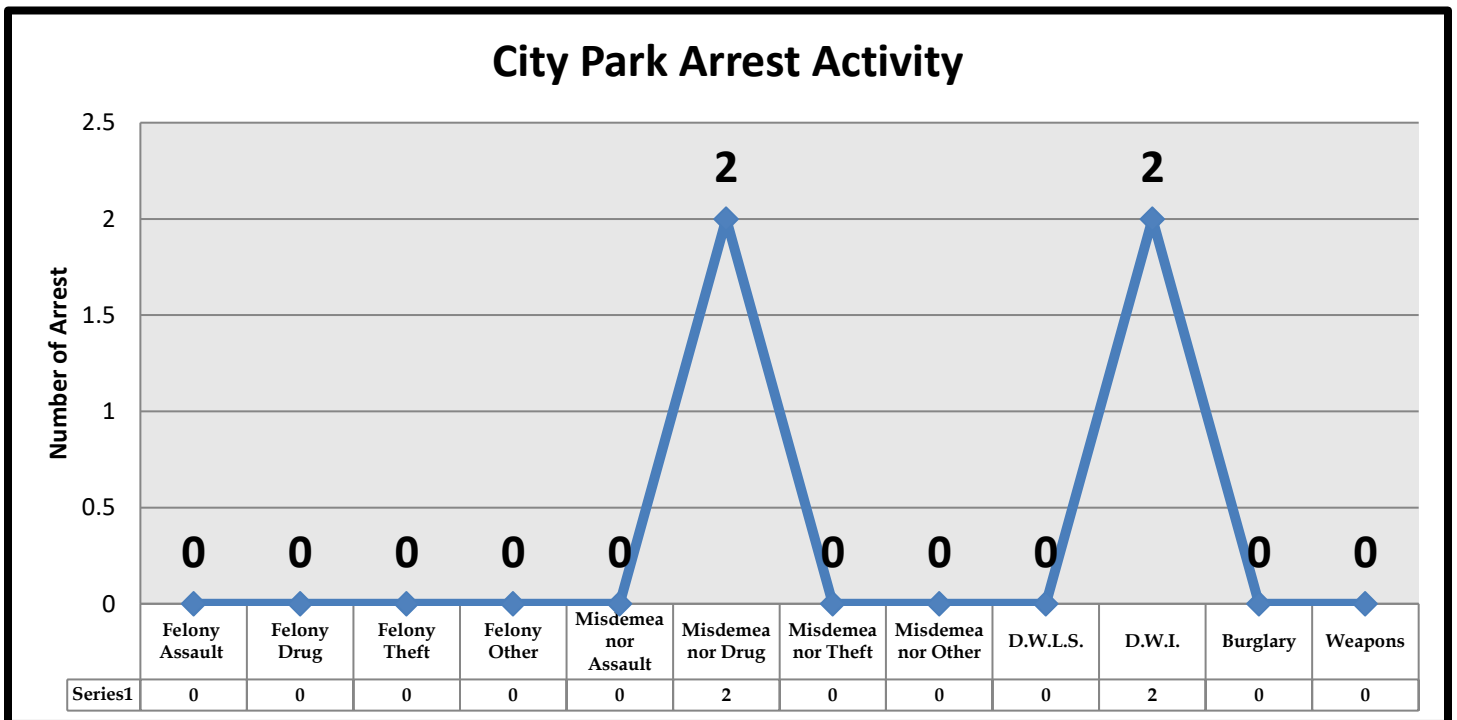


**J. Types of Criminal Arrests Monthly Total:**

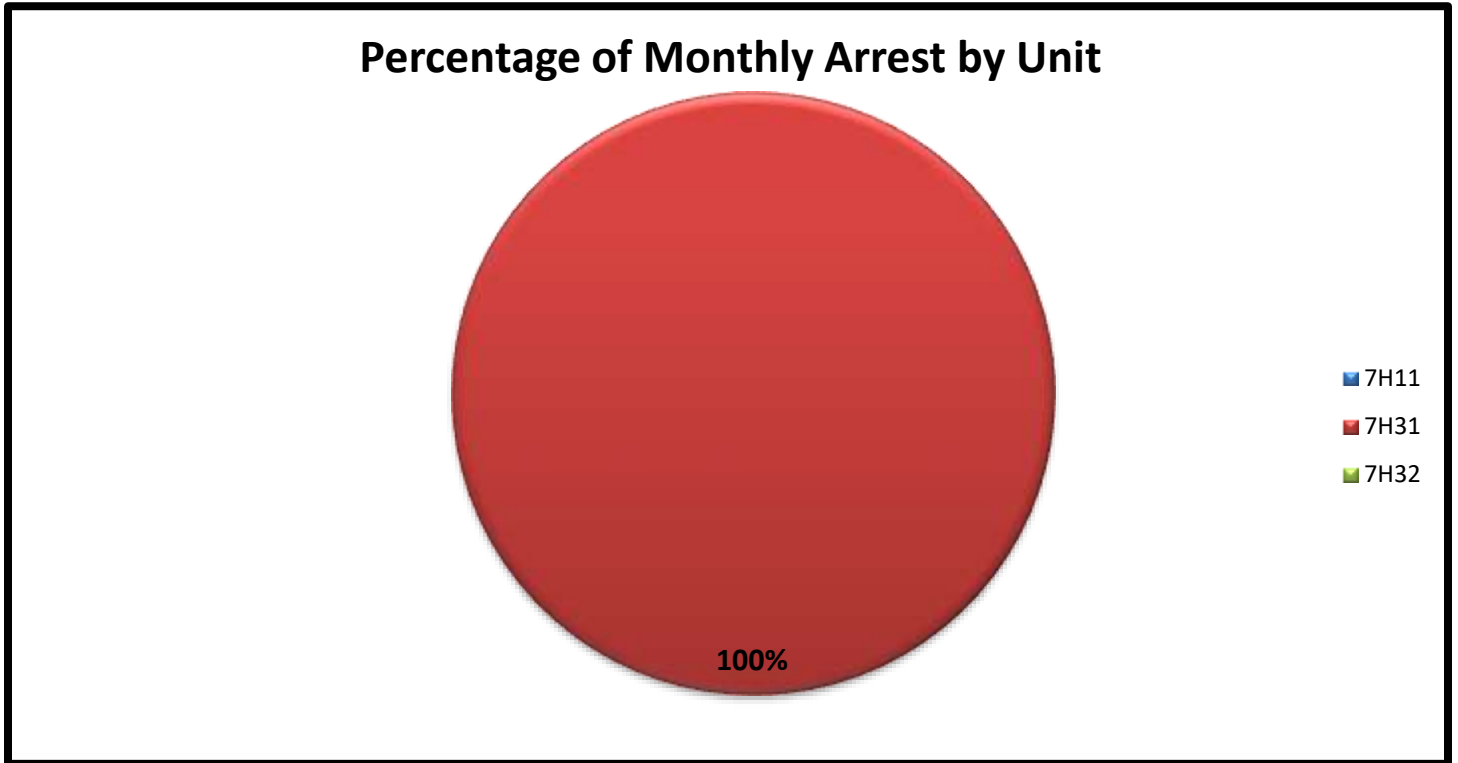
**002**

*	Types of Criminal Arrests	7H11	7H31	7H32	TOT	AVER	%
A	Felony Assault	0	0	0	0	0.0	0%
B	Felony Drug	0	0	0	0	0.0	0%
C	Felony Theft	0	0	0	0	0.0	0%
D	Felony Other	0	0	0	0	0.0	0%
E	Misdemeanor Assault	0	1	0	1	0.3	50%
F	Misdemeanor Drug	0	0	0	0	0.0	0%
G	Misdemeanor Theft	0	0	0	0	0.0	0%
H	Misdemeanor Other	0	1	0	1	0.3	50%
I	D.W.L.S.	0	0	0	0	0.0	0%
J	D.W.I.	0	0	0	0	0.0	0%
K	Burglary	0	0	0	0	0.0	0%
L	Weapons	0	0	0	0	0.0	0%
M	<i>Totals</i>	0	2	0	2	0.7	100%

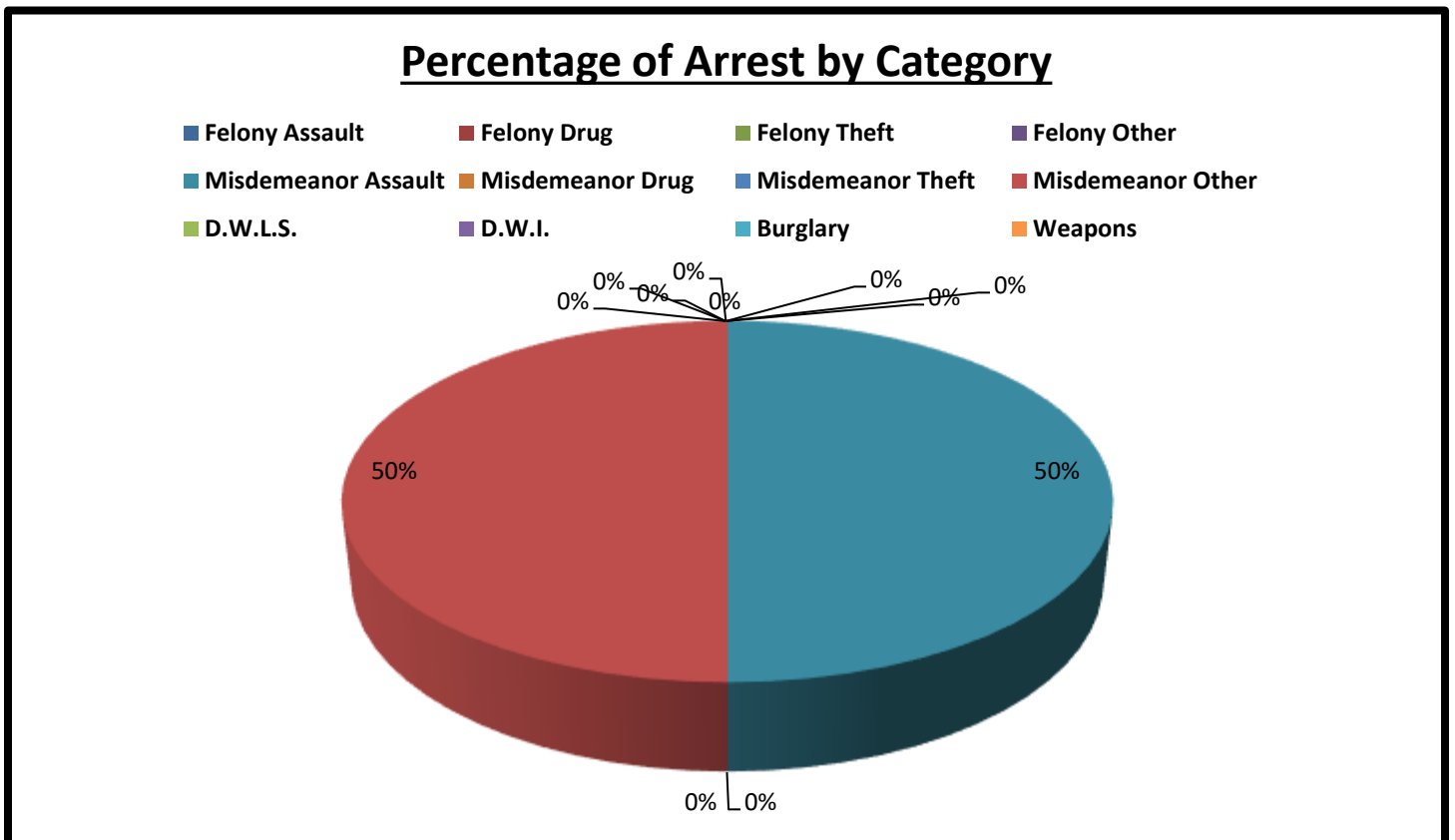
**K. Types of Criminal Arrests Monthly Total:**



**L. Types of Criminal Arrests Percentage Total:**



**M. Types of Criminal Arrests Monthly Percentage Total:**





**N. Executed Warrant Monthly Total:**

**027**

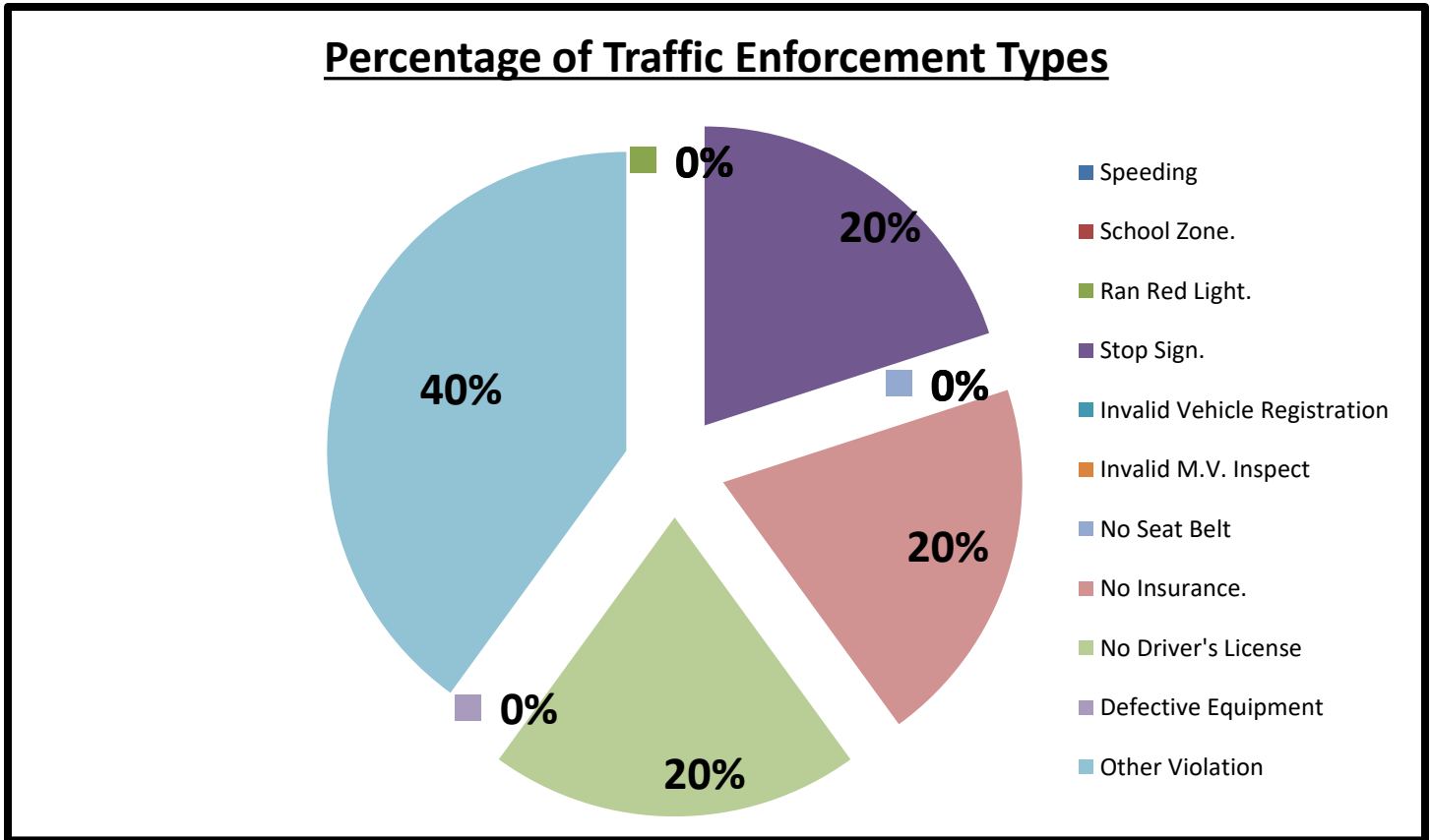
*	<i>Executed Warrants</i>	7H11	7H31	7H32	TOT	AVER	%
(A)	Felony Warrants	0	1	0	1	0.3	4%
(B)	Misdemeanor Warrants	0	26	0	26	8.7	96%
(C)	<i>Totals</i>	0	27	0	27	9.0	100%

**O. Traffic Law Enforcement Total:**

**100**

*	<i>Traffic Enforcement</i>	7H11	7H31	7H32	TOT	AVER	%
A	Speeding	0	0	0	0	0.0	0%
B	School Zone.	0	0	0	0	0.0	0%
C	Ran Red Light.	0	0	0	0	0.0	0%
D	Stop Sign.	0	1	0	1	0.3	20%
E	Invalid Vehicle Registration	0	0	0	0	0.0	0%
F	Invalid M.V. Inspect	0	0	0	0	0.0	0%
G	No Seat Belt	0	0	0	0	0.0	0%
H	No Insurance.	1	0	0	1	0.3	20%
I	No Driver's License	1	0	0	1	0.3	20%
J	Defective Equipment	0	0	0	0	0.0	0%
K	Other Violation	1	0	1	2	0.7	40%
L	Written Warnings	0	0	0	0	0.0	0%
M	Verbal Warning	14	20	61	95	31.7	100%
N	Citation	3	1	1	5	1.7	5%
O	Total Violations	17	21	62	100	33.3	100%

**P. Traffic Law Enforcement Total:**



**Q. Citations vs. Warnings Monthly Total:**

**100**

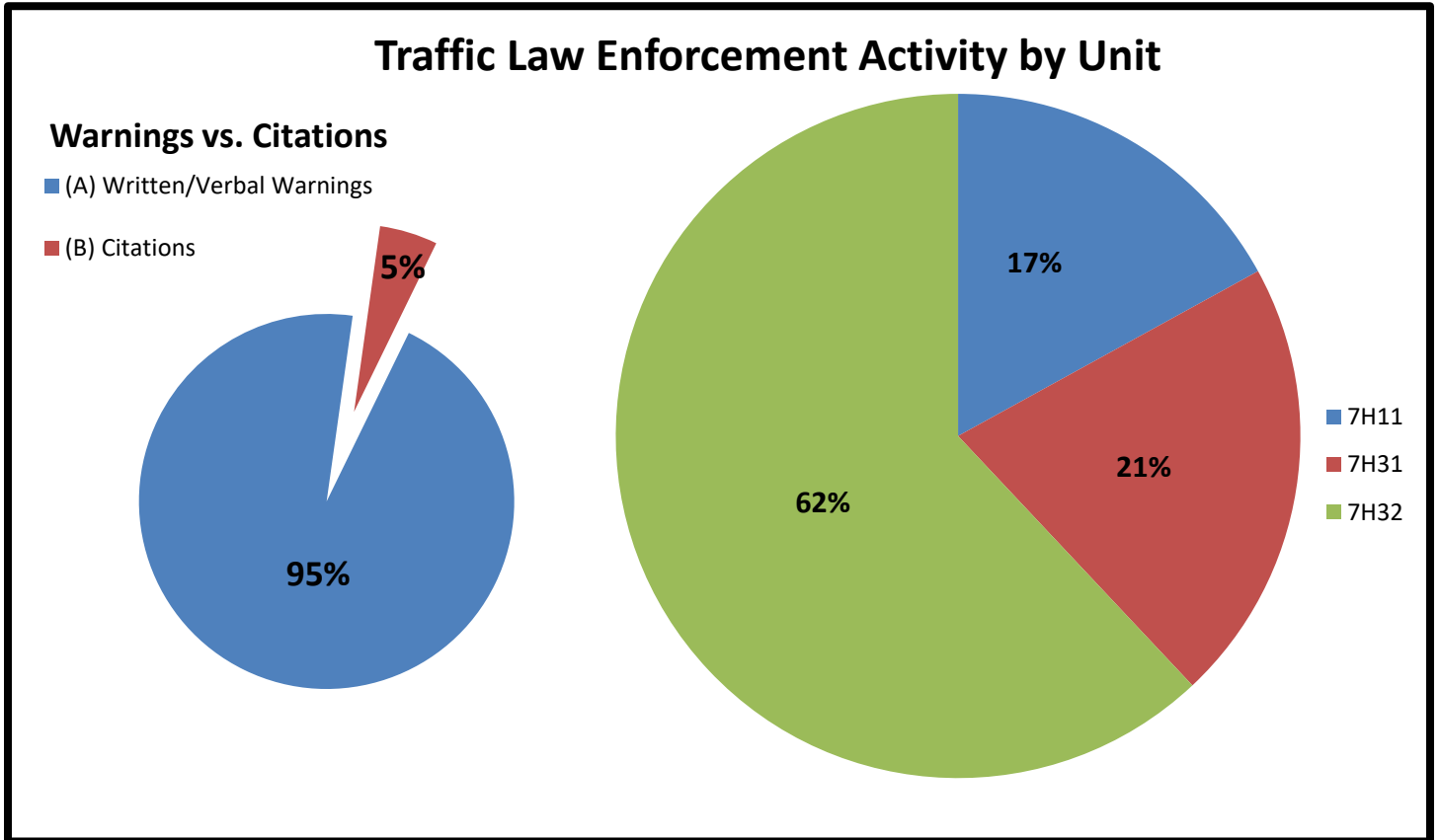
*	Warnings vs. Citations	7H11	7H31	7H32	TOT	AVER	%
(A)	Written/Verbal Warnings	14	20	61	95	31.7	95%
(B)	Citations	3	1	1	5	1.7	5%
(C)	<i>Totals</i>	17	21	62	100	33.3	100%

**R. Sources of Calls for Service Monthly Total:**

**819**

*	Sources of Calls for Service	7H11	7H31	7H32	TOT	AVER	%
(A)	On View	2	1	62	65	21.7	8%
(B)	Dispatched	1	17	9	27	9.0	3%
(C)	Self-Initiated	296	228	203	727	242.3	89%
(D)	<i>Totals</i>	299	246	274	819	273.0	100%

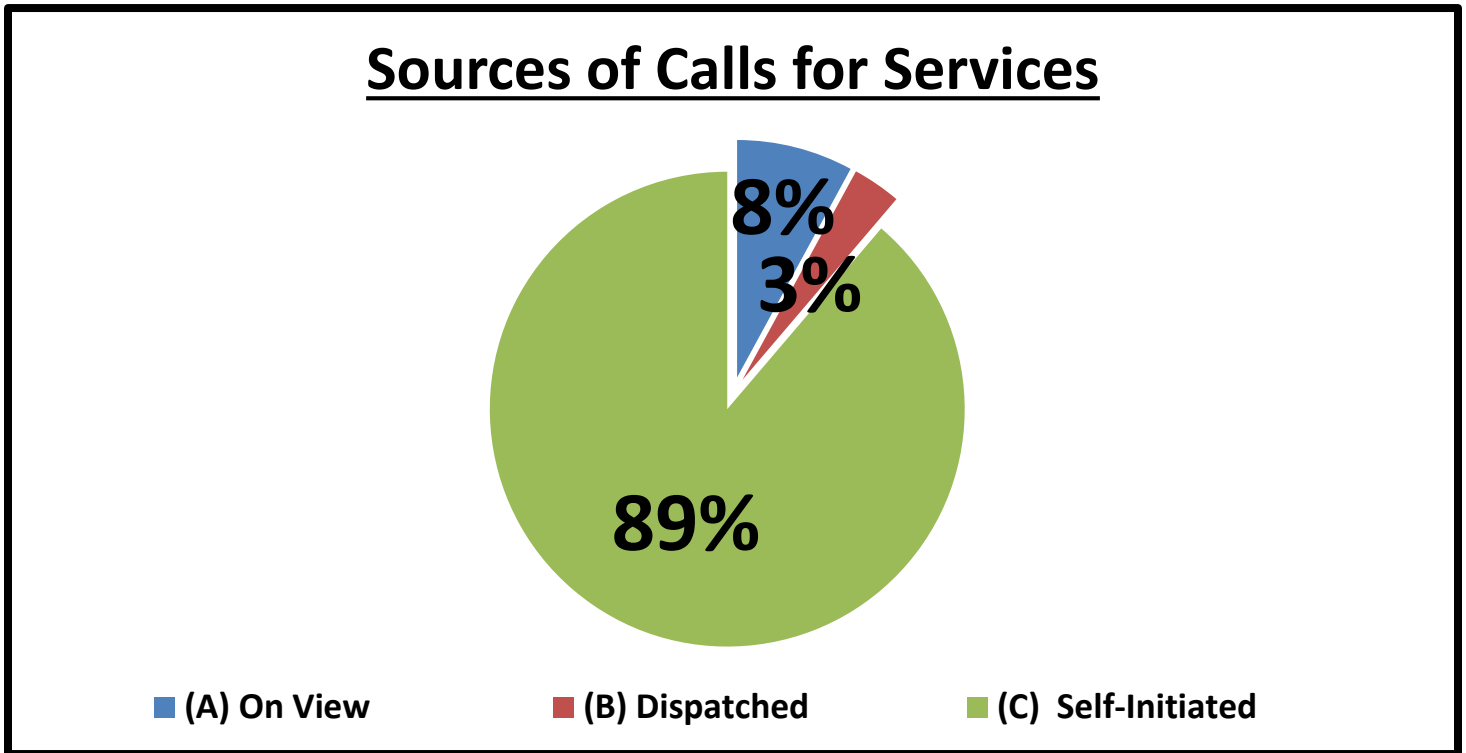
**S. Traffic Law Enforcement Activity by Unit Percentages:**



**T. Sources of Calls for Service Percentages:**

*	Sources of Calls for Service	7H11	7H31	7H32	TOT
(A)	On View	1%	0%	23%	8%
(B)	Dispatched	0%	7%	3%	3%
(C)	Self-Initiated	99%	93%	74%	89%
(D)	<i>Totals</i>	100%	100%	100%	100%

**U. Sources of Calls for Service Percentages:**



**V. Free Reserve Personnel Time Utilized in Contract Monthly Total: 000**

*	<i>Free Reserve Personnel Time</i>	7H11	7H31	7H32		TOT	AVER	%
(A)	<i>Totals</i>	0	0	0		0	0.0	#DIV/0!

**W. Monthly Productivity Analysis Report (M.P.A.R.) - Executive Summary:**

*	<i>Units</i>	7H11	7H31	7H32		TOT	AVER
1	Patrol Activity	399	250	275		924	308.0
2	Security Checks	397	262	179		838	279.3
3	C.I.T. Interactions	0	0	0		0	0.0
4	Offense/Incident Reports	1	4	1		6	2.0
*	<i>Total Service Calls</i>	797	516	455		1768	589.3
1	Criminal Arrests	0	2	0		2	0.7
2	Citations Issued	3	1	1		5	1.7
3	Written & Verbal Warnings	14	20	61		95	31.7
*	<i>Enforcement Service Calls</i>	17	23	62		102	34.0
*	<i>Total Hours</i>	160	160	160		480	160.0
1	Sick Time Used	0	8	0		8	2.7
2	Vacation Time Used	0	0	0		0	0.0
3	Training Time Used	0	0	0		0	0.0
4	Compensatory Time Used	8	0	8		16	5.3
*	<i>Hours Actually Worked</i>	152	152	152		456	152.0
*	<i>Unit Productivity Ratio</i>	5.4	3.5	3.4		4.1	4.1

**X. Mileage Total:**

**2422**

*	<i>Mileage</i>	7H11	7H31	7H32		TOT	AVER	%
(A)	<i>Totals</i>	906	759	757		2422	807.3	262%

**Y. Patrol Alert Submission Report:**

*	<i>Received</i>				<i>Subject</i>
00x	<i>Date</i>	<i>Time</i>	<i>Code</i>	<i>Location</i>	
A.					

## Z. Incident Summaries:

01.	<b>JUNE 01, 2020</b>	<b>0100 HOURS</b>	<b>FAMILY DISTURBANCE</b>		<b>DEPUTY S. BARNES</b>	
	<b>NIGHTSHIFT:</b>	<b>1400 LAKE CITY LANE</b>	<b>CITYPARK</b>	<b>"M"</b>	<b>HC:</b>	<b>2006-00001</b>
<p>On June 01, 2020, a <b>Wednesday</b>, at approximately 0130 hours, while on patrol in the "City Park Contract" Deputy S. Barnes was performing routine patrol and law enforcement services when I, (Deputy S. Barnes) was disturbance to family disturbance. Upon arrival, Deputy J. James riding Unit 87P34 and I met with Complainant who advised that they had verbal altercation with known family member. The Complainant advised no physical altercation occurred between to the two parties. The parties were separated and a report was generated. The patrol activity type is "PAT=P".</p>						

02.	<b>JUNE 05, 2020</b>	<b>2100 HOURS</b>	<b>ASSAULT</b>		<b>DEPUTY C. MENDOZA</b>	
	<b>NIGHTSHIFT:</b>	<b>1500 CITY NIGHTS WY/R</b>	<b>CITYPARK</b>	<b>"M"</b>	<b>HC:</b>	<b>2006-00040</b>
<p>On June 05, 2020, a <b>Sunday</b>, at approximately 2100 hours, while on patrol in the "City Park Contract" Deputy C. Mendoza was performing routine patrol and law enforcement services when I, (Deputy C. Mendoza) was assault. While en-route to the location, Harris County Dispatch 7 provided a description on wanted subject. Deputy checked the area and located the subject matching the description at 1500 block of City Nights Way in the Gazebo leading to the Lake at City Oaks. Deputy detained subject. The subject was then placed in custody and was issued a criminal citation for assault for the offense that took place on previous date as described on the patrol alert for Harris County Constable Pct. 7. The patrol activity type is "PAT=P".</p>						

03.	<b>JUNE 11, 2020</b>	<b>0200 HOURS</b>	<b>FAMILY DISTURBANCE</b>		<b>DEPUTY C. MENDOZA</b>	
	<b>NIGHTSHIFT:</b>	<b>11900 PRIOR PARK DR</b>	<b>CITYPARK</b>	<b>"M"</b>	<b>HC:</b>	<b>2006-00090</b>
<p>On June 11, 2020, a <b>Saturday</b>, at approximately 0259 hours, while on patrol in the "City Park Contract" Deputy C. Mendoza was performing routine patrol and law enforcement services when I, (Deputy C. Mendoza) was dispatched to disturbance to family disturbance at 11900 block of Prior Park Drive. Upon arrival, Deputy met with Complainant who advised that they had verbal altercation with known family member. The Complainant advised no physical altercation occurred between to the two parties. The parties were separated and a report was generated. The patrol activity type is "PAT=P".</p>						

04.	<b>JUNE 17, 2020</b>	<b>2300 HOURS</b>	<b>WARRANT ARREST</b>		<b>DEPUTY C. MENDOZA</b>	
	<b>NIGHTSHIFT:</b>	<b>1200 WEST OREM</b>	<b>CITYPARK</b>	<b>"M"</b>	<b>HC:</b>	<b>2006-00123</b>
<p>On June 17, 2020, a <b>Friday</b>, at approximately 2314 hours, while on patrol in the "City Park Contract" Deputy C. Mendoza was performing routine patrol and law enforcement services when I, (Deputy C. Mendoza) conducted a traffic stop on motor vehicle that completed traffic violation. During the course of the field investigation, individual was found to be a fugitive from justice. Individual was arrested and released to Joint Processing Center (JPC). The patrol activity type is "PAT=E".</p>						

05.	<b>JUNE 18, 2020</b>	<b>0000 HOURS</b>	<b>BURGLARY MOTOR VEHICLE</b>		<b>DEPUTY C. MENDOZA</b>	
	<b>NIGHTSHIFT:</b>	<b>12700 KIRBY DRIVE</b>	<b>CITYPARK</b>	<b>"M"</b>	<b>HC:</b>	<b>2006-00131</b>
<p>On June 18, 2020, a <b>Thursday</b>, at approximately 0009 hours, while on patrol in the "City Park Contract" Deputy C. Mendoza was performing routine patrol and law enforcement services when I, (Deputy C. Mendoza) was dispatched to 12700 block of Kirby Drive. Upon arrival, Deputy met with Complaint who advised motor vehicle was broken into through rear window. Deputy was able to lift latent fingerprints form the motor vehicle. A report was generated. The patrol activity type is "PAT=D".</p>						

<b>06.</b>	<b>JUNE 18, 2020</b>	<b>1700 HRS</b>	<b>MAJOR ACCIDENT</b>			<b>DEPUTY D. HENRY</b>	
	<b>DAYSHIFT:</b>	<b>1400 W OREM / CITY PA</b>	<b>CITYPARK</b>	<b>"N/A"</b>	<b>HC:</b>	<b>2006-00128</b>	
	<p>On June 18, 2020, a <b>Thursday</b>, at approximately 1700 hours, while on patrol in the "City Park Contract" Deputy D. Henry was performing routine patrol and law enforcement services when I, (Deputy D. Henry) was flagged down to the above location regarding a major accident which already occurred. Deputy made contact with both parties and call HFD. Deputy Henry collected all pertinent information regarding this case and provided the Reporting Party with a business card and case number. The patrol activity type is "<b>PAT=Y</b>".</p>						

## *Sergeant Ashton Johnson-Hall*

Sergeant Ashton Johnson-Hall  
Neighborhood Patrol Division, First Line Supervisor  
Harris County Constable's Office of Precinct 713-643-6602