



MAY WALKER, CONSTABLE
PRECINCT SEVEN
HARRIS COUNTY, TEXAS

MAIN OFFICE
5300 Griggs Road
Houston, Texas 77021
PHONE (713) 643-6602
FAX (713) 643-3401

Date: July 9, 2019

From: Sergeant Jon Meek
Neighborhood Patrol Division, First Line Supervisor
Harris County Constable's Office of Precinct "7"

To: Property Owners Association
Board of Directors & Management Company

Subject: May Monthly Productivity Analysis Report
Enclosure: **MPAR – June 2019**
Distribution: Executive Command Staff & Board of Directors & Management Company

The purpose of this "**Monthly Productivity Analysis Report**" (M.P.A.R.) is to provide the executive command staff with the appropriate data to analyze the productivity of assigned personnel and their shifts' activities to allow for the validation of individual and divisional performance evaluations. With regard to the specific contents of the report, there are 18 distinctive component parts of this report. These components are enumerated below:

- | | |
|--|---|
| 01. Patrol Activity Details | 10. Traffic Enforcement Report |
| 02. Patrol Activity Analytical Summary | 11. Trends & Percentages of Traffic |
| 03. Patrol Activity Percentages & Trends | 12. Citation & Warning Issuance Review |
| 04. Security Checks Report | 13. Call for Service Report (<i>C.F.S.</i>) |
| 05. Security Checks Percentages & Trends | 14. Trends & Percentages for <i>C.F.S.</i> |
| 06. Crisis Intervention Disposition Report | 15. Overtime Report (service at no Cost) |
| 07. Offense/Incident Generation Report | 16. Reserve Deputy Use (at no Cost) |
| 08. Criminal Arrest Types Report | 17. Incident Summarization |
| 09. Warrant Execution Report | 18. Hotspot Report Data Review |

A cursory analysis of the statistical data from this report should be demonstrative of the quality of performance of this agency in realizing the contractual obligations and the overall achievement of the goals and objectives of this Agency and the Contract Division.

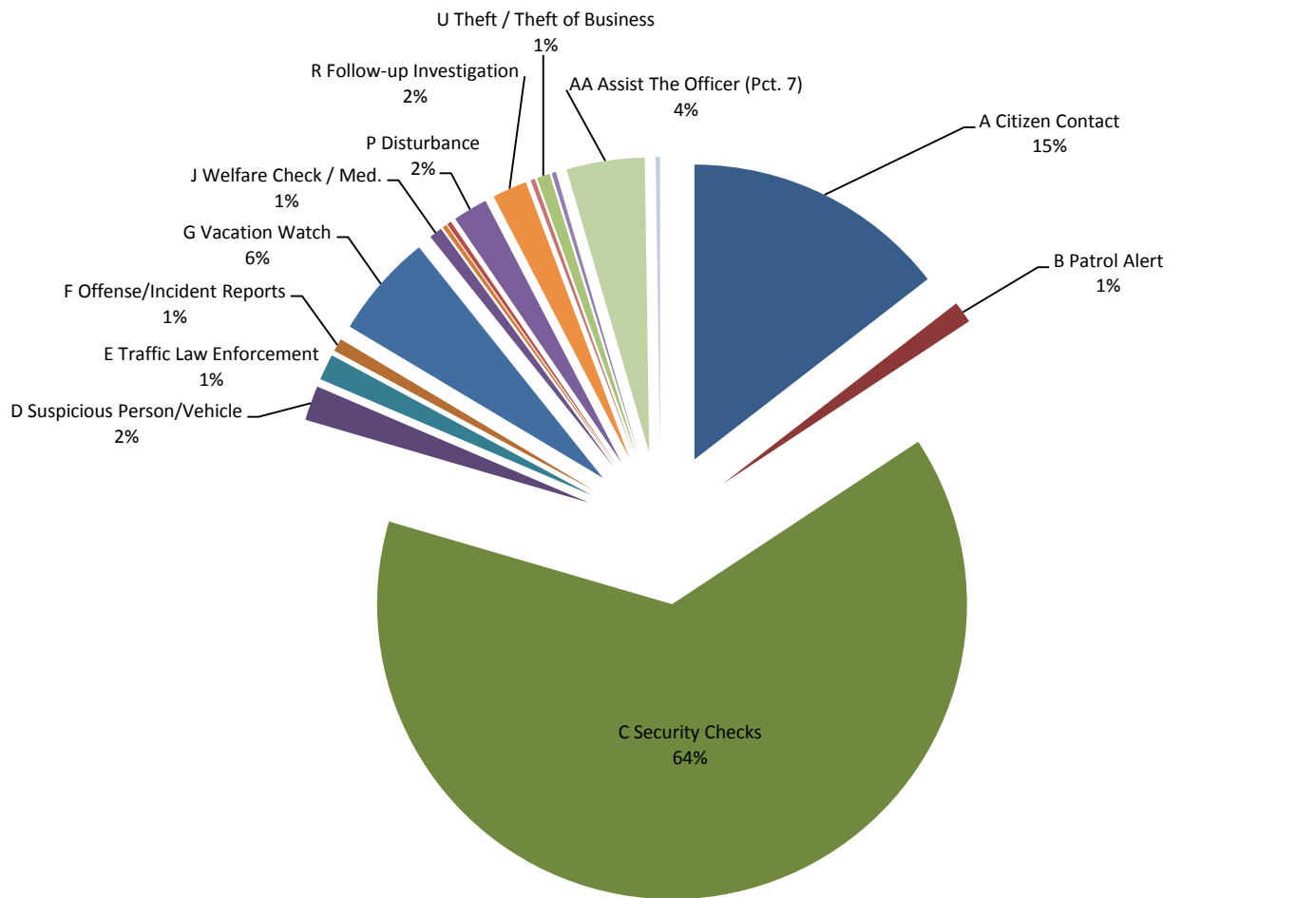
A. Patrol Activity Monthly Total:

0420

*	<i>Patrol Activity Types</i>	7S17	7S26	TOT	AVER	%
A	Citizen Contact	12	49	61	30.5	15%
B	Patrol Alert	1	4	5	2.5	1%
C	Security Checks	58	210	268	134.0	64%
D	Suspicious Person/Vehicle	2	6	8	4.0	2%
E	Traffic Law Enforcement	2	4	6	3.0	1%
F	Offense/Incident Reports	3	0	3	1.5	1%
G	Vacation Watch	1	23	24	12.0	6%
H	Open Door / Window	0	0	0	0.0	0%
I	Assist Contract Citizen	0	0	0	0.0	0%
J	Welfare Check / Med.	2	1	3	1.5	1%
K	Traffic Initiative	0	0	0	0.0	0%
L	Traffic Hazard	1	0	1	0.5	0%
M	Animal Humane	0	0	0	0.0	0%
N	Alarms	1	0	1	0.5	0%
O	Mental Cases (171)	0	0	0	0.0	0%
P	Disturbance	1	7	8	4.0	2%
Q	Criminal Investigation	0	0	0	0.0	0%
R	Follow-up Investigation	5	3	8	4.0	2%
S	Criminal Mischief	0	0	0	0.0	0%
T	Burglary Residence/Vehicle	0	1	1	0.5	0%
U	Theft / Theft of Business	0	3	3	1.5	1%
V	Citizen Assaulted	0	1	1	0.5	0%
W	Robbery of an Individual	0	0	0	0.0	0%
X	Trespass Warning	0	0	0	0.0	0%
Y	Major/Minor Crash	0	0	0	0.0	0%
Z	Child Custody Disputes	0	0	0	0.0	0%
AA	Assist The Officer (Pct. 7)	18	0	18	9.0	4%
BB	Runaway Missing Persons	0	0	0	0.0	0%
CC	Assisted LEA	0	0	0	0.0	0%
DD	Solicitors	0	0	0	0.0	0%
EE	Meeting/Event/Ct.	1	0	1	0.5	0%
*	MONTH TOTALS	108	312	420	210.0	100%

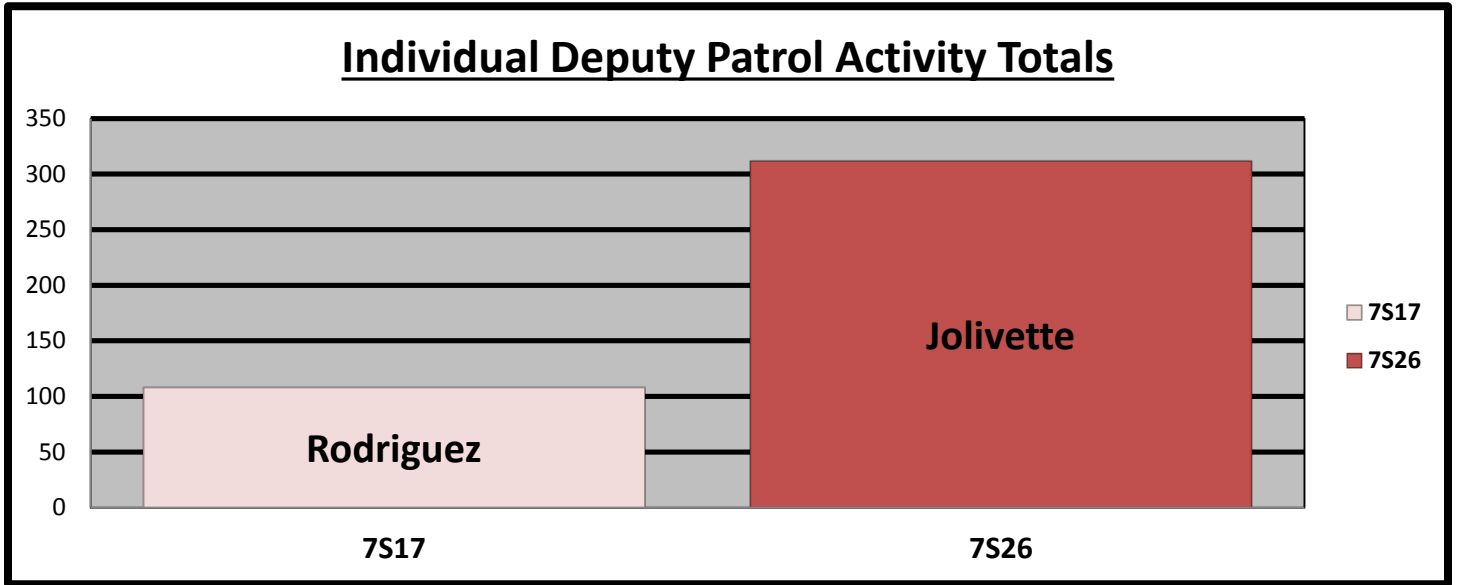
A1. Patrol Activity Percentage:

Percentage of Patrol Activity



- | | | | |
|-------------------------------|------------------------------|----------------------------------|--------------------------------|
| ■ A Citizen Contact | ■ B Patrol Alert | ■ C Security Checks | ■ D Suspicious Person/Vehicle |
| ■ E Traffic Law Enforcement | ■ F Offense/Incident Reports | ■ G Vacation Watch | ■ H Open Door / Window |
| ■ I Assist Contract Citizen | ■ J Welfare Check / Med. | ■ K Traffic Initiative | ■ L Traffic Hazard |
| ■ M Animal Humane | ■ N Alarms | ■ O Mental Cases (171) | ■ P Disturbance |
| ■ Q Criminal Investigation | ■ R Follow-up Investigation | ■ S Criminal Mischief | ■ T Burglary Residence/Vehicle |
| ■ U Theft / Theft of Business | ■ V Citizen Assaulted | ■ W Robbery of an Individual | ■ X Trespass Warning |
| ■ Y Major/Minor Crash | ■ Z Child Custody Disputes | ■ AA Assist The Officer (Pct. 7) | ■ BB Runaway Missing Persons |
| ■ CC Assisted LEA | ■ DD Solicitors | ■ EE Meeting/Event/Ct. | |

B. Patrol Activity by Braeburn Valley West Personnel:

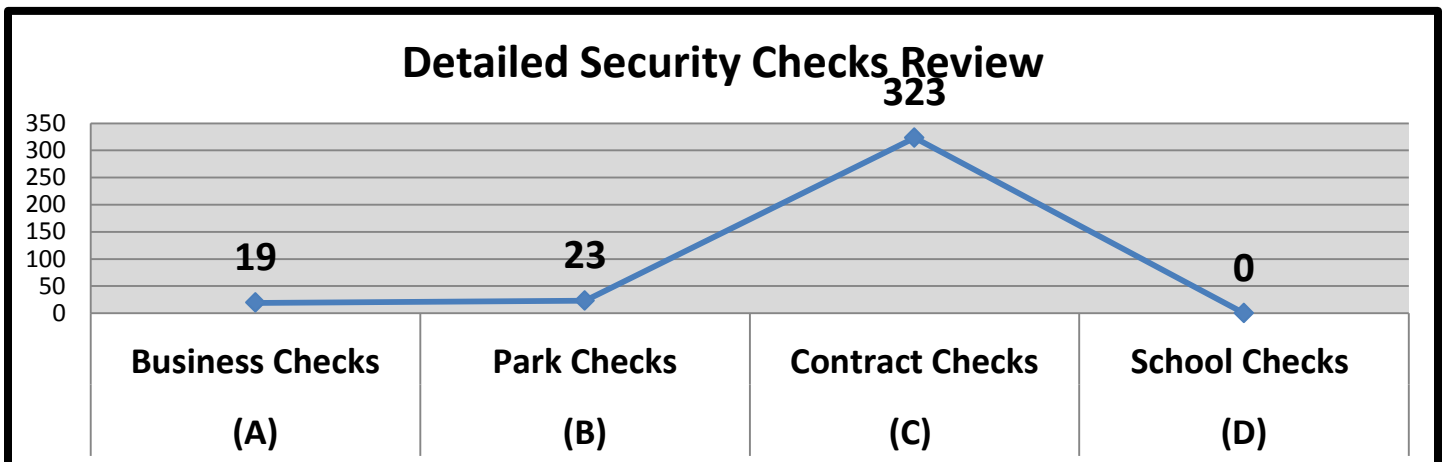


C. Security Checks Monthly Total:

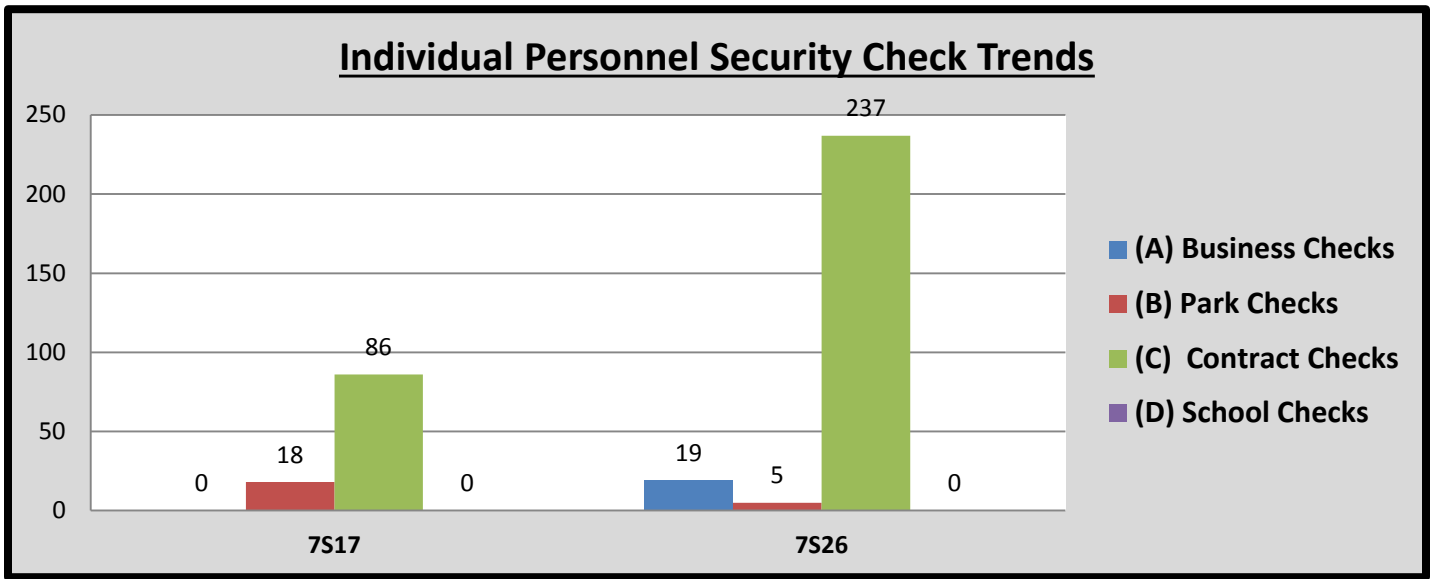
0365

*	Security Checks	7S17	7S26	TOT	AVER	%
(A)	Business Checks	0	19	19	9.5	5%
(B)	Park Checks	18	5	23	11.5	6%
(C)	Contract Checks	86	237	323	161.5	88%
(D)	Plaza Checks	0	0	0	0.0	0%
(E)	Totals	104	261	365	182.5	100%

D. Detailed Security Checks Monthly:



E. Individual Personnel Security Check Trends:



F. CIT/MHO Dispositions Monthly Total:

000

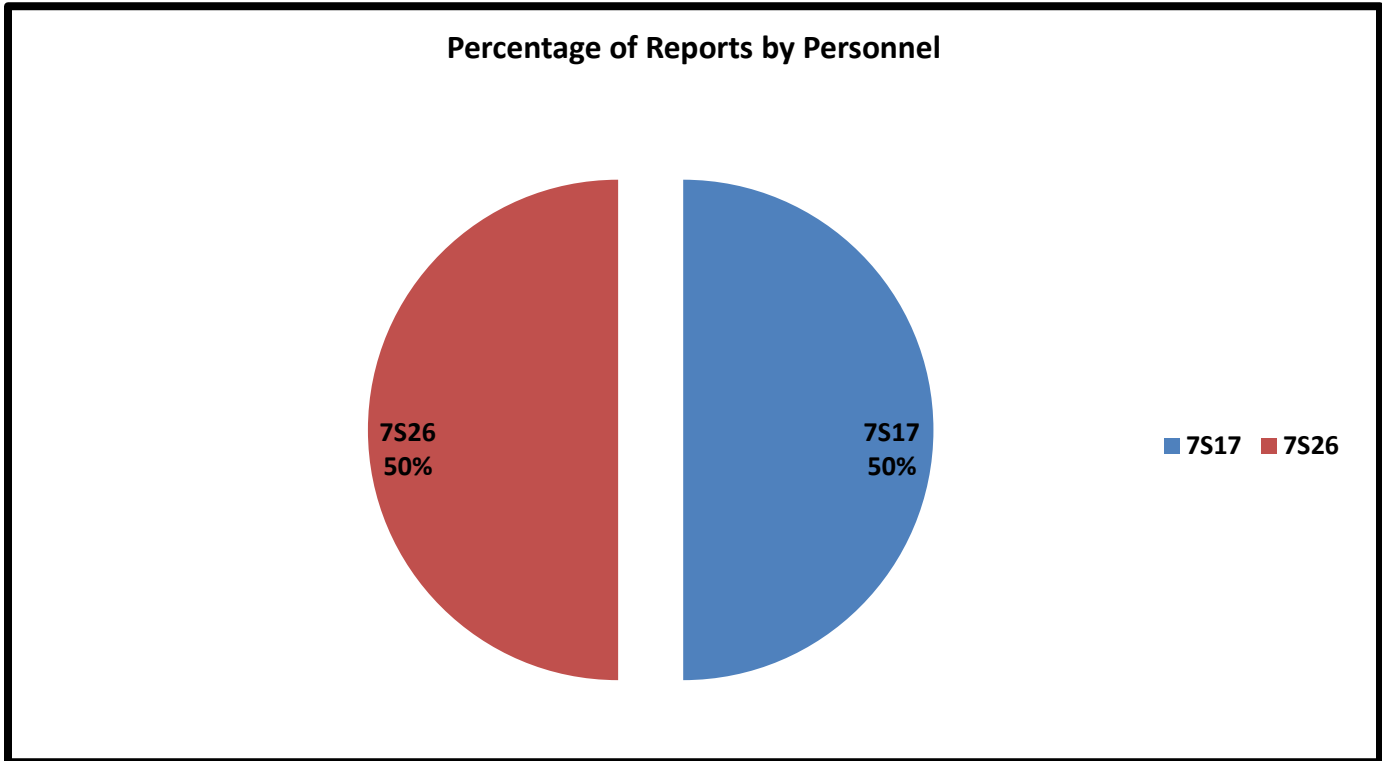
*	<i>C.I.T. Dispositions</i>	7S17	7S26	TOT	AVER	%
(A)	CIT/MHO Outside Referral	0	0	0	0.0	#DIV/0!
(B)	CIT/MHO Transport	0	0	0	0.0	#DIV/0!
(C)	CIT/MHO CIT Contact	0	0	0	0.0	#DIV/0!
(D)	CIT/MHO Arrest	0	0	0	0.0	#DIV/0!
(E)	<i>Totals</i>	0	0	0	0.0	#DIV/0!

G. Offense/Incident Reports Monthly Total:

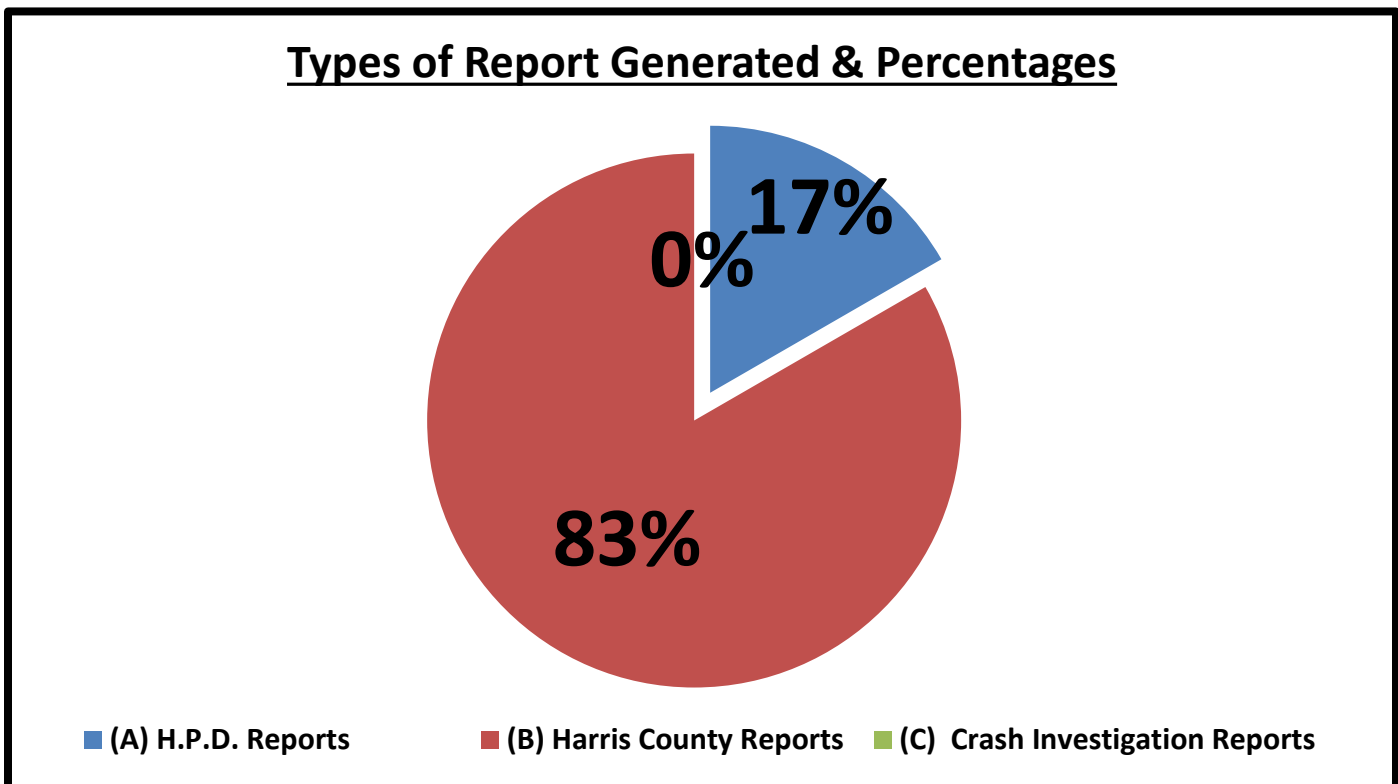
006

*	<i>Offense/Incident Reports</i>	7S17	7S26	TOT	AVER	%
(A)	H.P.D. Reports	1	0	1	0.5	17%
(B)	Harris County Reports	2	3	5	2.5	83%
(C)	Crash Investigation Reports	0	0	0	0.0	0%
(D)	<i>Totals</i>	3	3	6	3.0	100%

H. Report Generation Percentages:



I. Percentages:

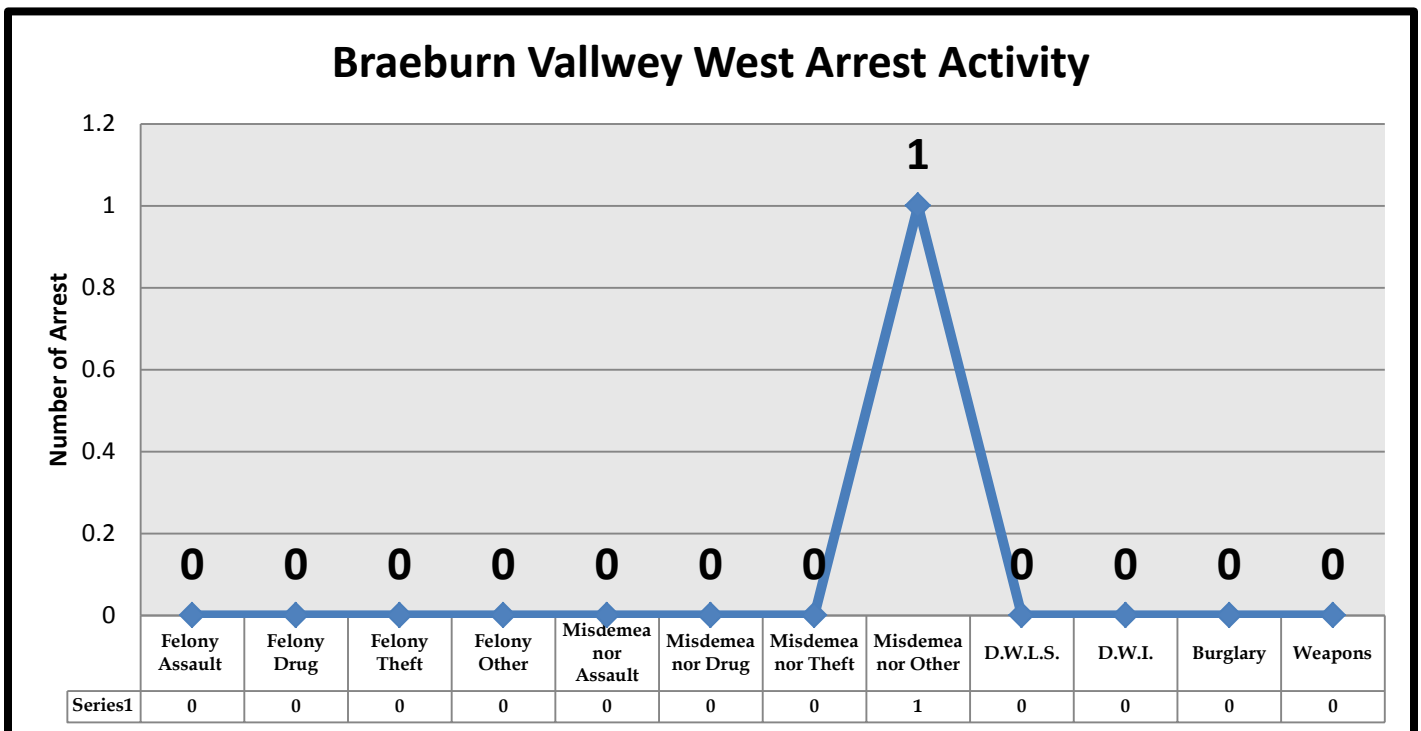


J. Types of Criminal Arrests Monthly Total:

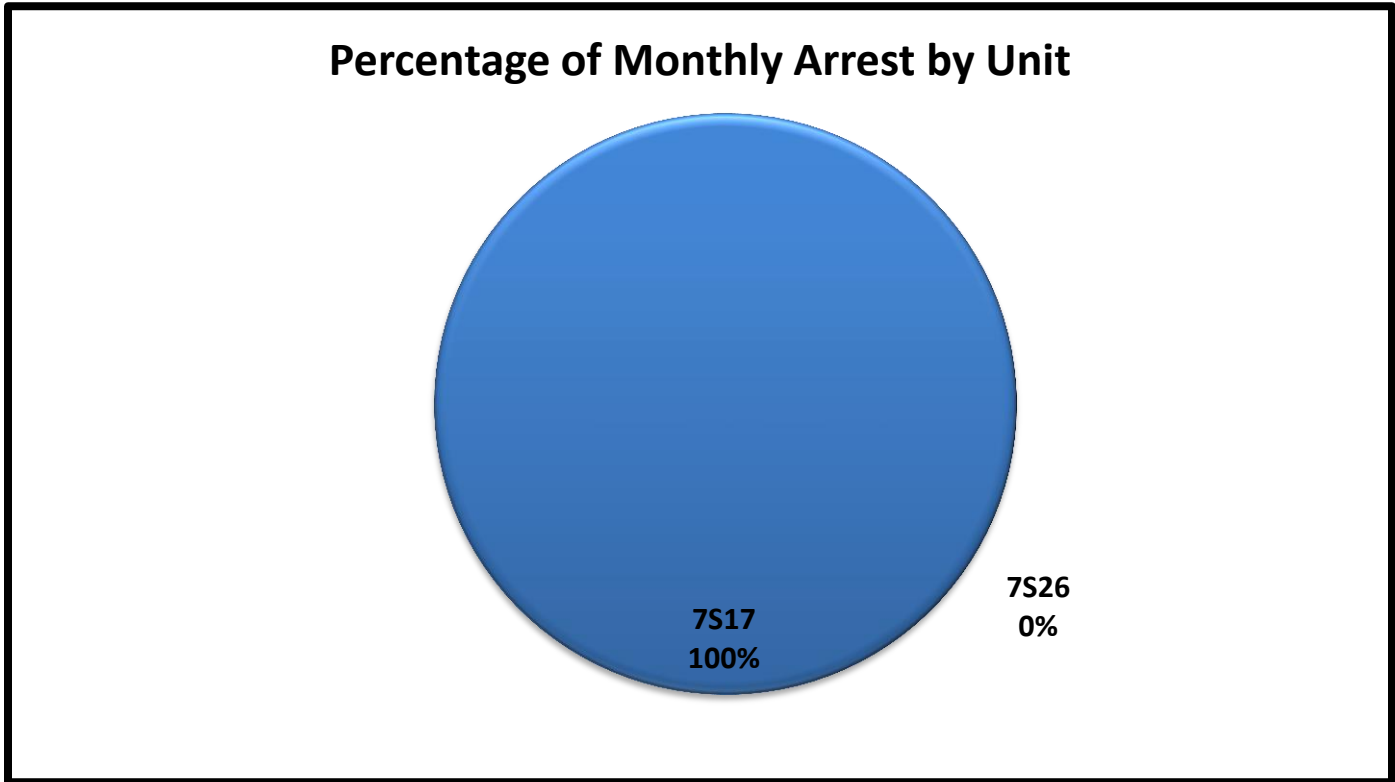
001

*	Types of Criminal Arrests	7S17	7S26	TOT	AVER	%
A	Felony Assault	0	0	0	0.0	0%
B	Felony Drug	0	0	0	0.0	0%
C	Felony Theft	0	0	0	0.0	0%
D	Felony Other	0	0	0	0.0	0%
E	Misdemeanor Assault	0	0	0	0.0	0%
F	Misdemeanor Drug	0	0	0	0.0	0%
G	Misdemeanor Theft	0	0	0	0.0	0%
H	Misdemeanor Other	1	0	1	0.5	100%
I	D.W.L.S.	0	0	0	0.0	0%
J	D.W.I.	0	0	0	0.0	0%
K	Burglary	0	0	0	0.0	0%
L	Weapons	0	0	0	0.0	0%
M	Totals	1	0	1	0.5	100%

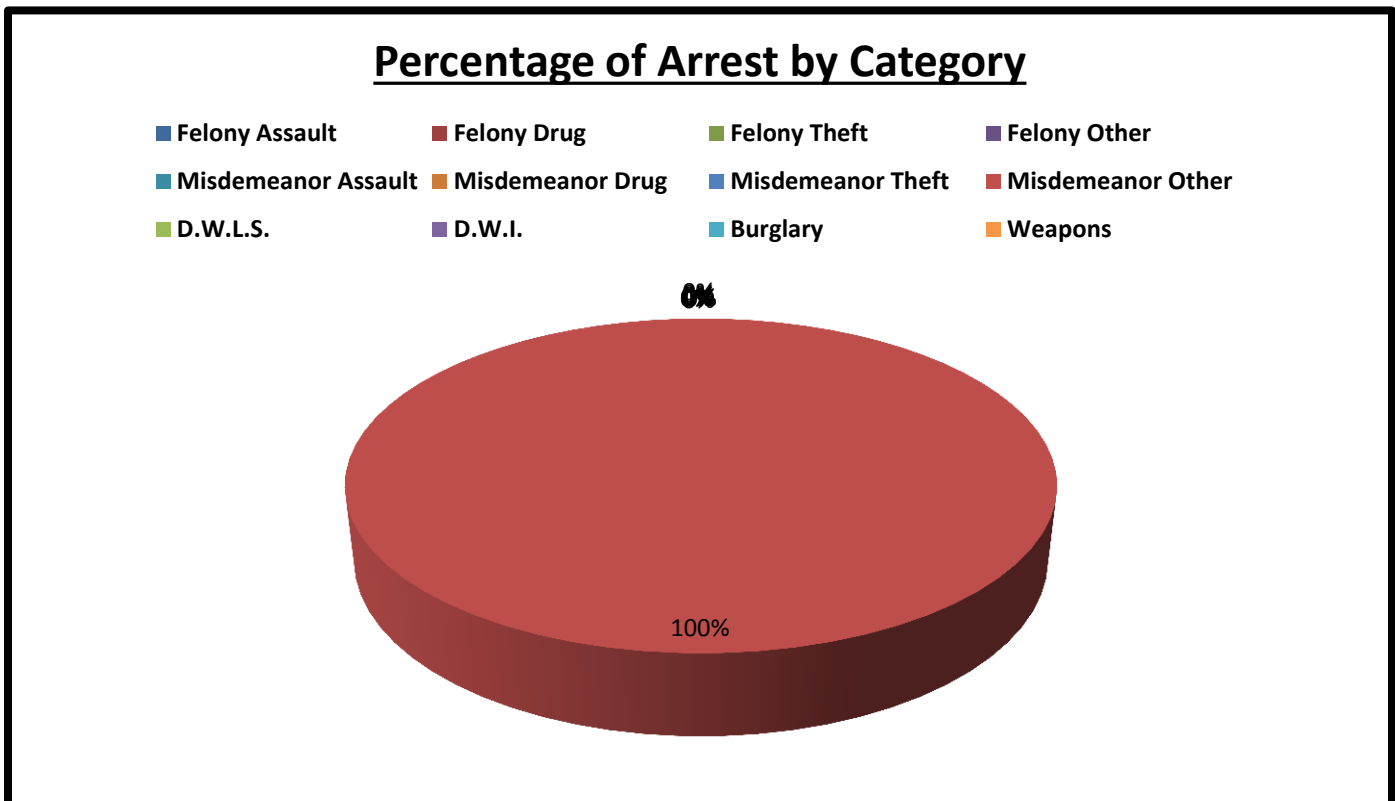
K. Types of Criminal Arrests Monthly Total:



L. Types of Criminal Arrests Monthly Total:



M. Types of Criminal Arrests Monthly Total:



N. Executed Warrant Monthly Total:

003

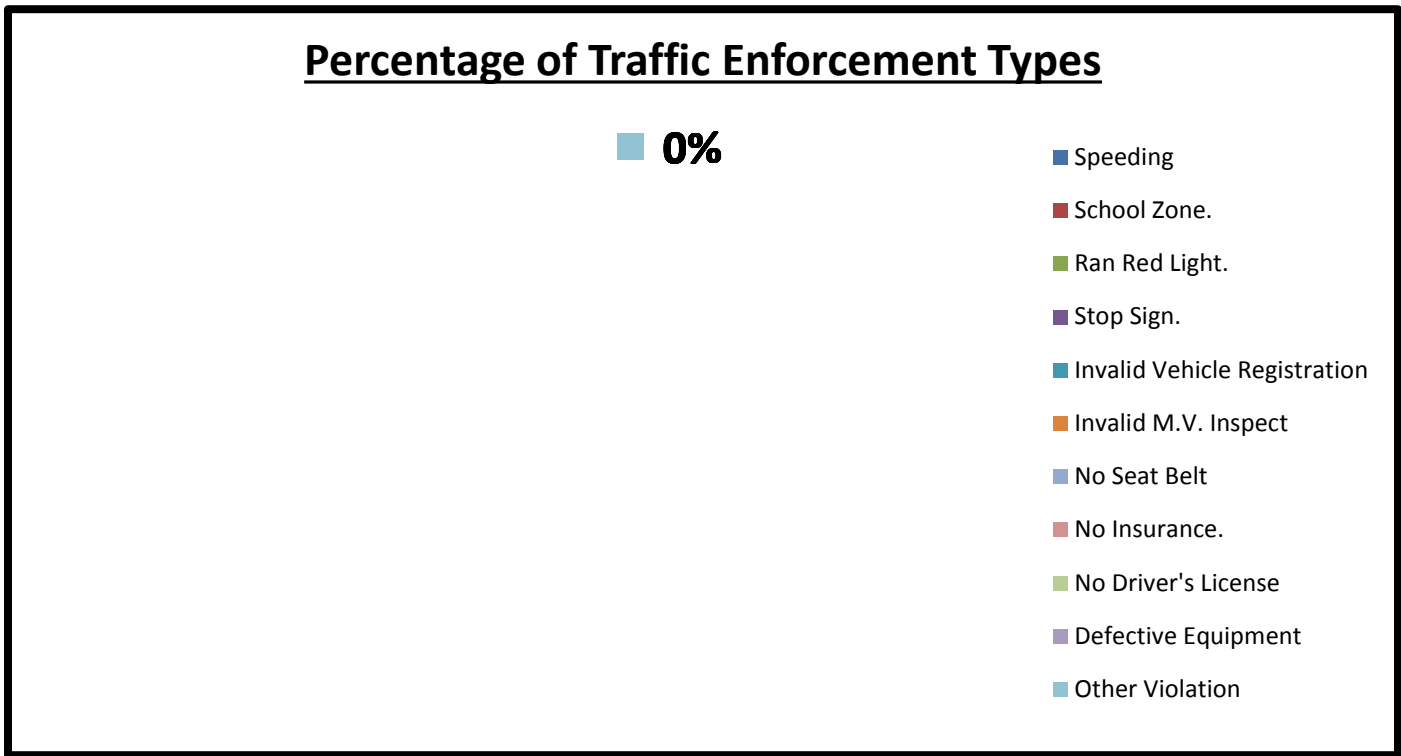
*	<i>Executed Warrants</i>	7S17	7S26	TOT	AVER	%
(A)	Felony Warrants	0	0	0	0.0	0%
(B)	Misdemeanor Warrants	3	0	3	1.5	100%
(C)	<i>Totals</i>	3	0	3	1.5	100%

O. Traffic Law Enforcement Total:

003

*	<i>Traffic Enforcement</i>	7S17	7S26	TOT	AVER	%
A	Speeding	0	0	0	0.0	#DIV/0!
B	School Zone.	0	0	0	0.0	#DIV/0!
C	Ran Red Light.	0	0	0	0.0	#DIV/0!
D	Stop Sign.	0	0	0	0.0	#DIV/0!
E	Invalid Vehicle Registration	0	0	0	0.0	#DIV/0!
F	Invalid M.V. Inspect	0	0	0	0.0	#DIV/0!
G	No Seat Belt	0	0	0	0.0	#DIV/0!
H	No Insurance.	0	0	0	0.0	#DIV/0!
I	No Driver's License	0	0	0	0.0	#DIV/0!
J	Defective Equipment	0	0	0	0.0	#DIV/0!
K	Other Violation	0	0	0	0.0	#DIV/0!
L	Written Warnings	0	0	0	0.0	0%
M	Verbal Warning	1	2	3	1.5	100%
N	Citation	0	0	0	0.0	0%
O	Total Violations	1	2	3	1.5	100%

P. Traffic Law Enforcement Total:



Q. Citations vs. Warnings Monthly Total:

003

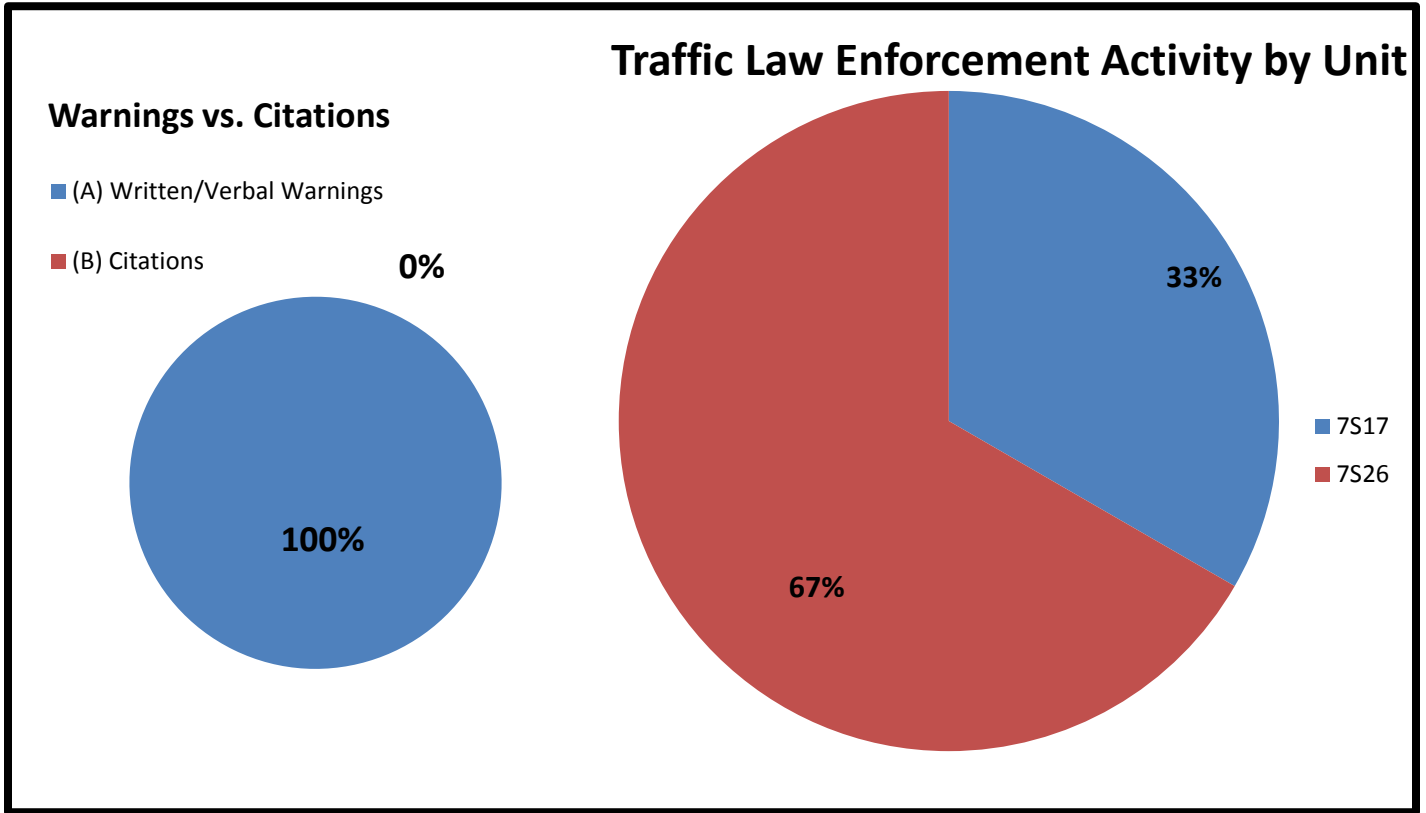
*	<i>Warnings vs. Citations</i>	7S17	7S26		TOT	AVER	%
(A)	Written/Verbal Warnings	1	2		3	1.5	100%
(B)	Citations	0	0		0	0.0	0%
(C)	<i>Totals</i>	1	2		3	1.5	100%

R. Sources of Calls for Service Monthly Total:

417

*	<i>Sources of Calls for Service</i>	7S17	7S26		TOT	AVER	%
(A)	On View	0	139		139	69.5	33%
(B)	Dispatched	5	22		27	13.5	6%
(C)	Self-Initiated	100	151		251	125.5	60%
(D)	<i>Totals</i>	105	312		417	208.5	100%

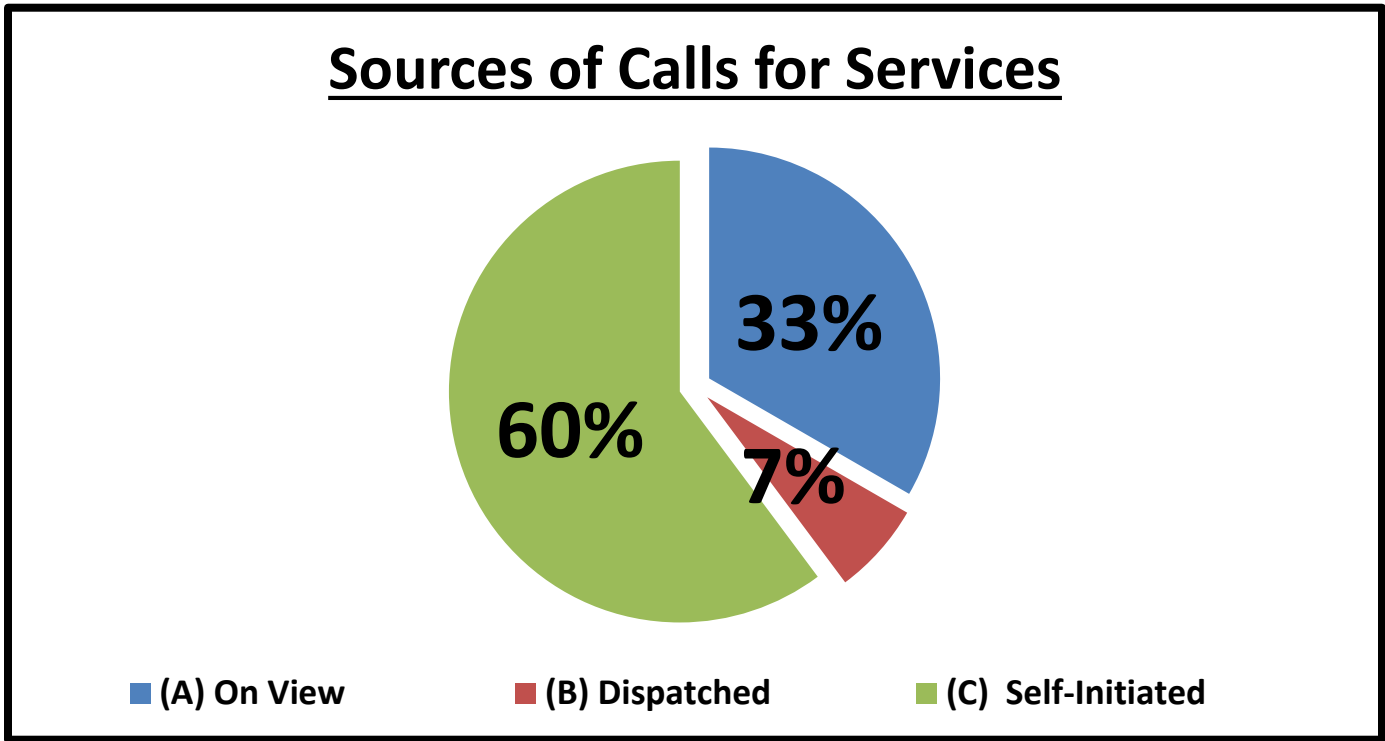
S. Sources of Calls for Service Percentages:



T. Sources of Calls for Service Percentages:

*	Sources of Calls for Service	7S17	7S26	TOT	AVER	%
(A)	On View	0%	45%	33%	0.2	45%
(B)	Dispatched	5%	7%	6%	0.0	7%
(C)	Self-Initiated	95%	48%	60%	0.3	48%
(D)	<i>Totals</i>	100%	100%	100%	0.5	100%

U. Sources of Calls for Service Percentages:



V. Free Reserve Personnel Time Utilized in Contract Monthly Total: **008**

*	<i>Free Reserve Personnel Time</i>	7S17	7S26		TOT	AVER	%
(A)	<i>Totals</i>	8	0		8	4.0	100%

W. Monthly Productivity Analysis Report (M.P.A.R.) - Executive Summary:

*	<i>Unit</i>	7S17	7S26		TOT	AVER
1	Patrol Activity	108	312		420	210.0
2	Security Checks	104	261		365	182.5
3	C.I.T. Interactions	0	0		0	0.0
4	Offense/Incident Reports	3	3		6	3.0
*	<i>Total Service Calls</i>	215	576		791	395.5
1	Criminal Arrests	1	0		1	0.5
2	Citations Issued	0	0		0	0.0
3	Written & Verbal Warnings	1	2		3	1.5
*	<i>Enforcement Service Calls</i>	2	2		4	2.0
*	Total Hours	160	160		320	160.0
1	Sick Time Used	0	0		0	0.0
2	Vacation Time Used	0	8		8	4.0
3	Training Time Used	0	0		0	0.0
4	Compensatory Time Used	0	0		0	0.0
*	<i>Hours Actually Worked</i>	160	152		312	156.0
*	<i>Unit Productivity Ratio</i>	1.4	3.8		2.5	2.5

X. Mileage Total:

1221

*	<i>Mileage</i>	7S17	7S26		TOT	AVER	%
(A)	<i>Totals</i>	314	907		1221	610.5	291%

Y. Patrol Alert Submission Report:

*	<i>Received</i>				<i>Subject</i>
00x	<i>Date</i>	<i>Time</i>	<i>Code</i>	<i>Location</i>	
A.					

Z. Incident Summaries:

01.	JUNE 01, 2019	1700 HOURS	BURGLARY OF A VEHICLE		DEPUTY C. JOLIVETTE	
	EVENINGSHIFT:	9200 SPELLMAN DR	BBVW	"M"	HC:	1906-00005
<p>On June 01, 2019, a Saturday, at approximately 1742 hours, while on patrol in the "Braeburn Valley West Contract", Deputy C. Jolivette was performing routine patrol and law enforcement services when I (Deputy C. Jolivette) got dispatched to a burglary of a vehicle that had already occurred call for service. Upon making contact with the Complainant, I discovered a burglary of a vehicle had occurred involving an unknown suspect, Deputy pulled several latent prints and gathered all pertinent information needed to make a report. A report was generated. The patrol activity type is "PAT=T".</p>						

02.	JUNE 11, 2019	0900 HOURS	STOLEN RECOVERY		DEPUTY M. RODRIGUEZ	
	DAYSHIFT:	10600 RAINER	BBVW	"N/A"	HPD:	0682177-19
<p>On June 11, 2019, a Tuesday, at approximately 0900 hours, while on patrol in the "Braeburn Valley West Contract" Deputy M. Rodriguez was performing routine patrol and law enforcement services when I, (Deputy M. Rodriguez) was dispatched to a suspicious vehicle call. I made contact with the unoccupied vehicle, after checking the vehicle I found it to be reported stolen out of HPD. Deputy Rodriguez returned the vehicle to the owner and created a supplement to HPD's report. The patrol activity type is "PAT=D/Q".</p>						

03.	JUNE 13, 2019	1400 HOURS	STOLEN RECOVERY-SUPPL		DEPUTY M. RODRIGUEZ	
	DAYSHIFT:	10500 PLAINFIELD	BBVW	"N/A"	HPD:	074750-19
<p>On June 13, 2019, a Thursday, at approximately 1400 hours, while on patrol in the "Braeburn Valley West Contract" Deputy M. Rodriguez was performing routine patrol and law enforcement services when I, (Deputy M. Rodriguez) was flagged down in reference to found license plates. I collected the license plates, after checking the license plates I found the vehicle to be reported stolen out of HPD. The license plate were removed from the vehicle and discarded at this location. Deputy Rodriguez returned the license plate to HPD and created a supplement to HPD's report. The patrol activity type is "PAT=A/Q".</p>						

04.	JUNE 13, 2019	1900 HOURS	THEFT OF PROPERTY		DEPUTY C. JOLIVETTE	
	EVENINGSHIFT:	10500 PLAINFIELD ST	BBVW	"M"	HC:	1906-00104
<p>On June 13, 2019, a Thursday, at approximately 1903 hours, while on patrol in the "Braeburn Valley West Contract", Deputy C. Jolivette was performing routine patrol and law enforcement services when I (Deputy C. Jolivette) got dispatched to a theft call for service. Upon making contact with the Complainant, I discovered that a theft of a bicycle had occurred near community pool area. The bicycle was not secured at this location. Deputy gathered all pertinent information needed to make a report. A report was generated. The patrol activity type is "PAT=U".</p>						

05.	JUNE 20, 2019	2000 HOURS	BURGLARY OF HABITATION		DEPUTY C. JOLIVETTE	
	EVENINGSHIFT:	9300 TOOLEY DR	BBVW	"M"	HC:	1906-00159
<p>On June 20, 2019, a Thursday, at approximately 2032 hours, while on patrol in the "Braeburn Valley West Contract", Deputy C. Jolivette was performing routine patrol and law enforcement services when I (Deputy C. Jolivette) got dispatched to a burglary that had already occurred. Upon making contact with the Complainant, I discovered a theft had occurred by a known suspect (relative) who lives at location. Deputy attempted to get charges but was denied. Suspect returned on a later date and is now in custody for additional charges. Deputy gathered all pertinent information needed to make a report. Deputy will follow up on this case. A report was generated. The patrol activity type is "PAT=U".</p>						

06.	JUNE 30,2019	1200 HOURS	WARRANT ARREST		DEPUTY M. RODRIGUEZ	
	DAYSHIFT:	10700 FONDREN RD	BBVW	"M"	HC:	1905-00064
	<p>On June 30, 2019, a Sunday, at approximately 1200 hours, while on patrol in the "Braeburn Valley West Contract" Deputy M. Rodriguez was performing routine patrol and law enforcement services when I, (Deputy M. Rodriguez) checked by with Sgt. Meek on a traffic stop. The driver was found to have (3) active Warrants out of HCCO7 and was taken into custody. Deputy Rodriguez transported the subject to the Harris County Jail without incident. The patrol activity type is "PAT=AA".</p>					

Sergeant Jon Meek

Sergeant Jon Meek
Neighborhood Patrol Division, First Line Supervisor
Harris County Constable's Office of Precinct 713-643-6602