



**MAY WALKER**, CONSTABLE  
PRECINCT SEVEN  
HARRIS COUNTY, TEXAS

MAIN OFFICE  
5300 Griggs Road  
Houston, Texas 77021  
PHONE (713) 643-6602  
FAX (713) 643-3401

**Date: June 12, 2020**

From: Sergeant Jon Meek  
Neighborhood Patrol Division, First Line Supervisor  
Harris County Constable's Office of Precinct "7"

To: Property Owners Association  
Board of Directors & Management Company

Subject: May Monthly Productivity Analysis Report  
Enclosure: **MPAR – May 2020**  
Distribution: Executive Command Staff & Board of Directors & Management Company

The purpose of this "**Monthly Productivity Analysis Report**" (M.P.A.R.) is to provide the executive command staff with the appropriate data to analyze the productivity of assigned personnel and their shifts' activities to allow for the validation of individual and divisional performance evaluations. With regard to the specific contents of the report, there are 18 distinctive component parts of this report. These components are enumerated below:

- |  |   |
|--|---|
| 01. Patrol Activity Details                | 10. Traffic Enforcement Report                |
| 02. Patrol Activity Analytical Summary     | 11. Trends & Percentages of Traffic           |
| 03. Patrol Activity Percentages & Trends   | 12. Citation & Warning Issuance Review        |
| 04. Security Checks Report                 | 13. Call for Service Report ( <i>C.F.S.</i> ) |
| 05. Security Checks Percentages & Trends   | 14. Trends & Percentages for <i>C.F.S.</i>    |
| 06. Crisis Intervention Disposition Report | 15. Overtime Report (service at no Cost)      |
| 07. Offense/Incident Generation Report     | 16. Reserve Deputy Use (at no Cost)           |
| 08. Criminal Arrest Types Report           | 17. Incident Summarization                    |
| 09. Warrant Execution Report               | 18. Hotspot Report Data Review                |

A cursory analysis of the statistical data from this report should be demonstrative of the quality of performance of this agency in realizing the contractual obligations and the overall achievement of the goals and objectives of this Agency and the Contract Division.

**4226** total miles were driven and the shift responded to **1463** total service calls and conducted **002** crash investigations. The shift issued **001** traffic citations, made **4** arrests and handled **040** enforcement service related calls.

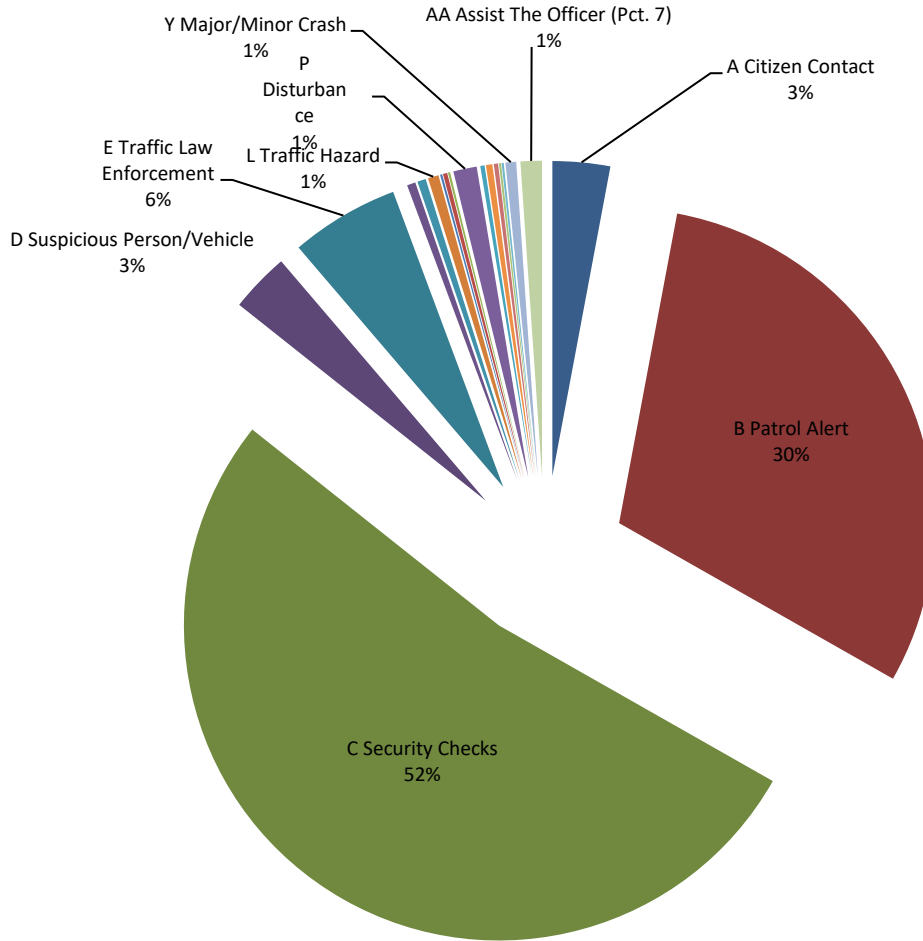
**A. Patrol Activity Monthly Total:**

**0915**

<b>*</b>	<b>Patrol Activity Types</b>	<b>7S18</b>	<b>7S28</b>	<b>7S29</b>	<b>TOT</b>	<b>AVER</b>	<b>%</b>
A	Citizen Contact	19	5	3	27	9.0	3%
B	Patrol Alert	20	19	238	277	92.3	30%
C	Security Checks	134	200	146	480	160.0	52%
D	Suspicious Person/Vehicle	6	16	6	28	9.3	3%
E	Traffic Law Enforcement	8	9	34	51	17.0	6%
F	Offense/Incident Reports	0	0	0	0	0.0	0%
G	Vacation Watch	0	0	0	0	0.0	0%
H	Open Door / Window	0	0	0	0	0.0	0%
I	Assist Contract Citizen	0	0	0	0	0.0	0%
J	Welfare Check / Med.	1	3	0	4	1.3	0%
K	Traffic Initiative	0	4	0	4	1.3	0%
L	Traffic Hazard	2	2	1	5	1.7	1%
M	Animal Humane	1	0	0	1	0.3	0%
N	Alarms	1	1	0	2	0.7	0%
O	Mental Cases (171)	1	0	0	1	0.3	0%
P	Disturbance	1	5	5	11	3.7	1%
Q	Criminal Investigation	0	2	0	2	0.7	0%
R	Follow-up Investigation	2	0	1	3	1.0	0%
S	Criminal Mischief	0	0	0	0	0.0	0%
T	Burglary Residence/Vehicle	1	1	0	2	0.7	0%
U	Theft / Theft of Business	1	0	0	1	0.3	0%
V	Citizen Assaulted	0	0	0	0	0.0	0%
W	Robbery of an Individual	0	1	0	1	0.3	0%
X	Trespass Warning	0	0	0	0	0.0	0%
Y	Major/Minor Crash	1	4	0	5	1.7	1%
Z	Child Custody Disputes	0	0	0	0	0.0	0%
AA	Assist The Officer (Pct. 7)	10	0	0	10	3.3	1%
BB	Runaway Missing Persons	0	0	0	0	0.0	0%
CC	Assisted LEA	0	0	0	0	0.0	0%
DD	Solicitors	0	0	0	0	0.0	0%
EE	Meeting/Event/Ct.	0	0	0	0	0.0	0%
<b>*</b>	<b>MONTH TOTALS</b>	<b>209</b>	<b>272</b>	<b>434</b>	<b>915</b>	<b>305.0</b>	<b>100%</b>

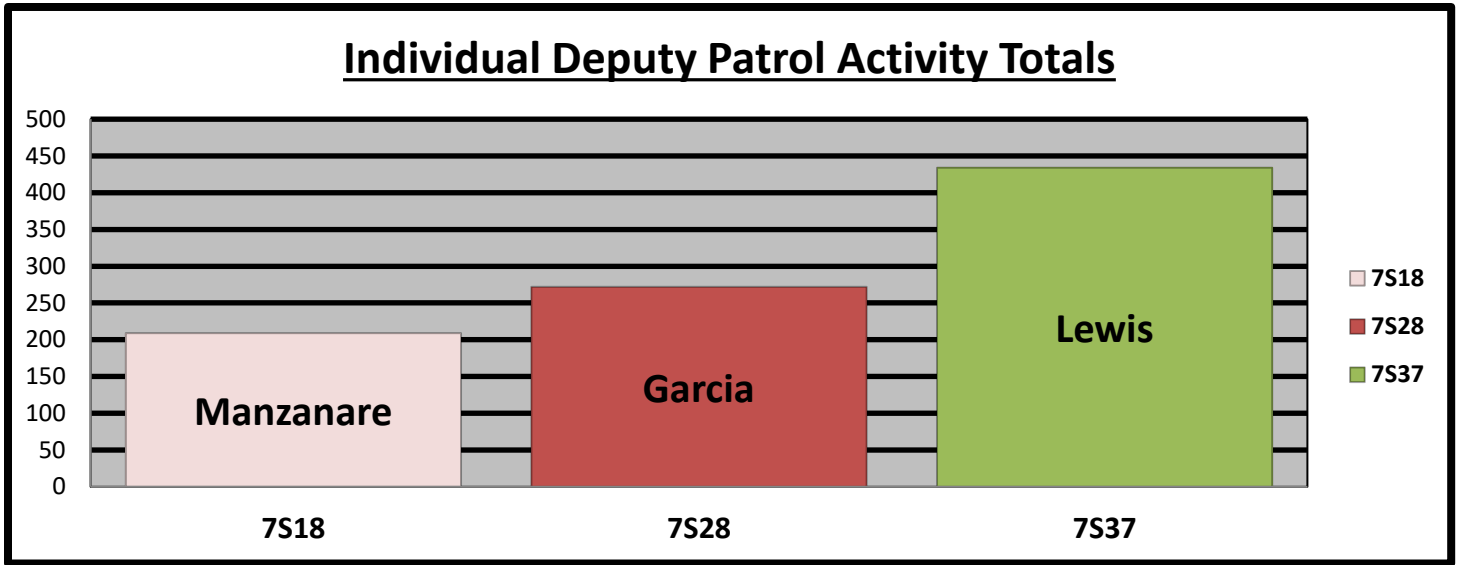
# A1. Patrol Activity Percentage:

## Percentage of Patrol Activity



- |                               |                              |                                  |                                |
|-------------------------------|------------------------------|----------------------------------|--------------------------------|
| ■ A Citizen Contact           | ■ B Patrol Alert             | ■ C Security Checks              | ■ D Suspicious Person/Vehicle  |
| ■ E Traffic Law Enforcement   | ■ F Offense/Incident Reports | ■ G Vacation Watch               | ■ H Open Door / Window         |
| ■ I Assist Contract Citizen   | ■ J Welfare Check / Med.     | ■ K Traffic Initiative           | ■ L Traffic Hazard             |
| ■ M Animal Humane             | ■ N Alarms                   | ■ O Mental Cases (171)           | ■ P Disturbance                |
| ■ Q Criminal Investigation    | ■ R Follow-up Investigation  | ■ S Criminal Mischief            | ■ T Burglary Residence/Vehicle |
| ■ U Theft / Theft of Business | ■ V Citizen Assaulted        | ■ W Robbery of an Individual     | ■ X Trespass Warning           |
| ■ Y Major/Minor Crash         | ■ Z Child Custody Disputes   | ■ AA Assist The Officer (Pct. 7) | ■ BB Runaway Missing Persons   |
| ■ CC Assisted LEA             | ■ DD Solicitors              | ■ EE Meeting/Event/Ct.           |                                |

**B. Patrol Activity by West Belfort Personnel:**

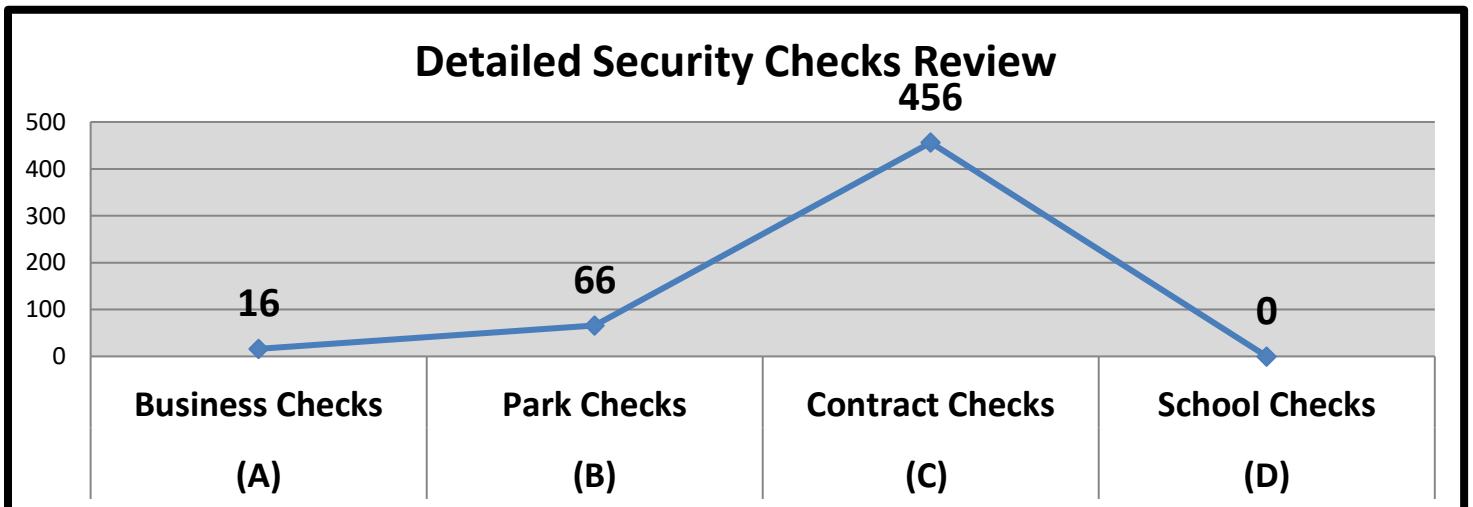


**C. Security Checks Monthly Total:**

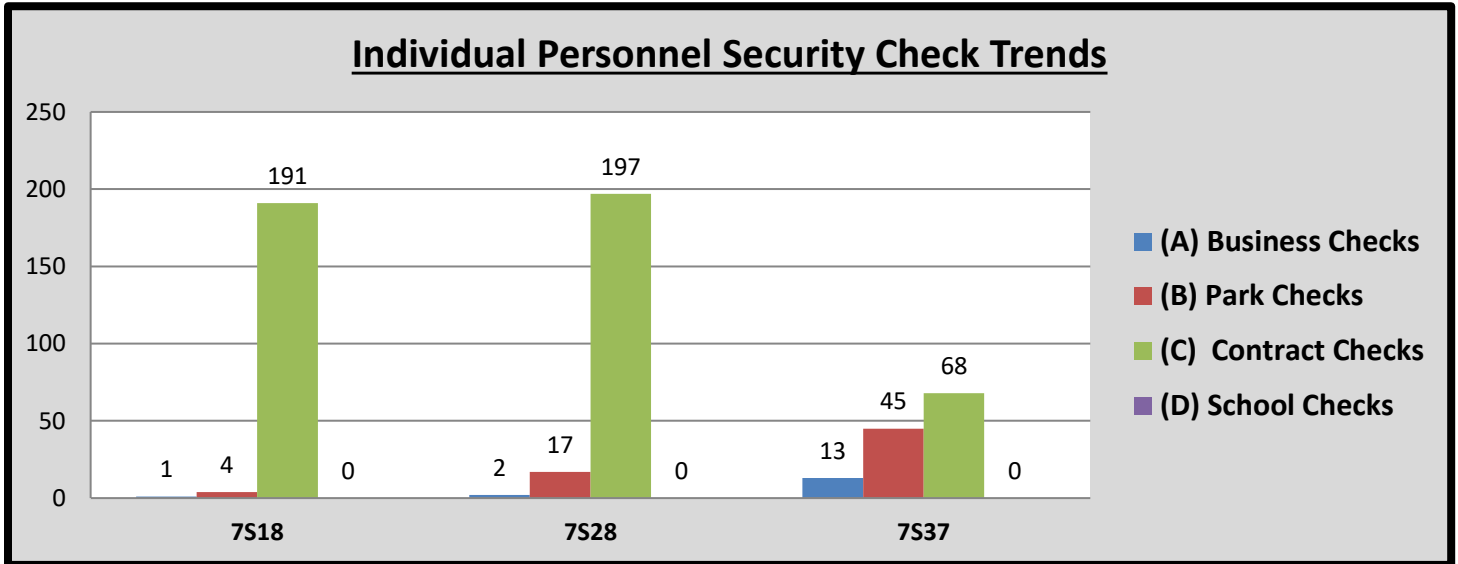
**0538**

*	Security Checks	7S18	7S28	7S29	TOT	AVER	%
(A)	Business Checks	1	2	13	16	5.3	3%
(B)	Park Checks	4	17	45	66	22.0	12%
(C)	Contract Checks	191	197	68	456	152.0	85%
(D)	Plaza Checks	0	0	0	0	0.0	0%
(E)	Totals	196	216	126	538	179.3	100%

**D. Detailed Security Checks Monthly:**



**E. Individual Personnel Security Check Trends:**



**F. CIT/MHO Dispositions Monthly Total:**

**000**

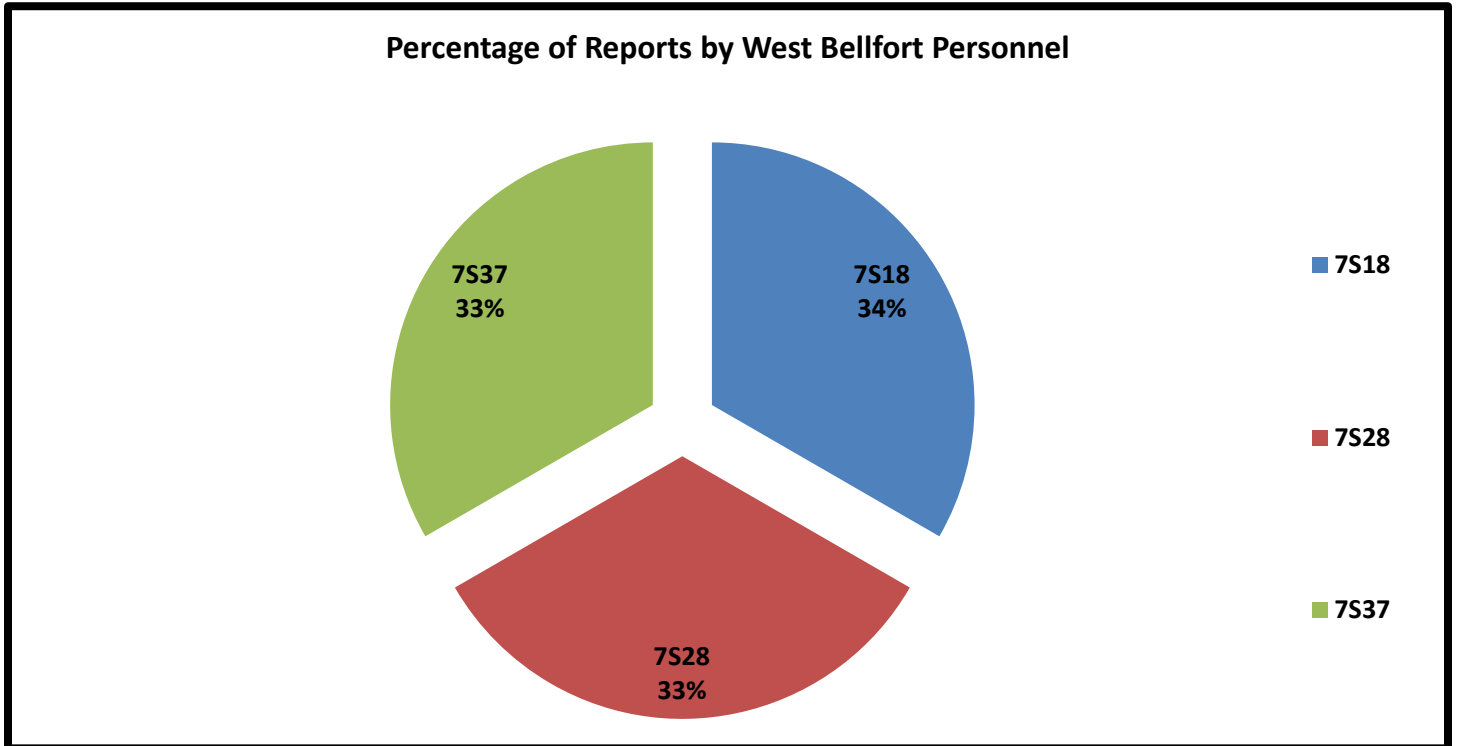
*	C.I.T. Dispositions	7S18	7S28	7S29	TOT	AVER	%
(A)	CIT/MHO Outside Referral	0	0	0	0	0.0	#DIV/0!
(B)	CIT/MHO Transport	0	0	0	0	0.0	#DIV/0!
(C)	CIT/MHO CIT Contact	0	0	0	0	0.0	#DIV/0!
(D)	CIT/MHO Arrest	0	0	0	0	0.0	#DIV/0!
(E)	<i>Totals</i>	0	0	0	0	0.0	#DIV/0!

**G. Offense/Incident Reports Monthly Total:**

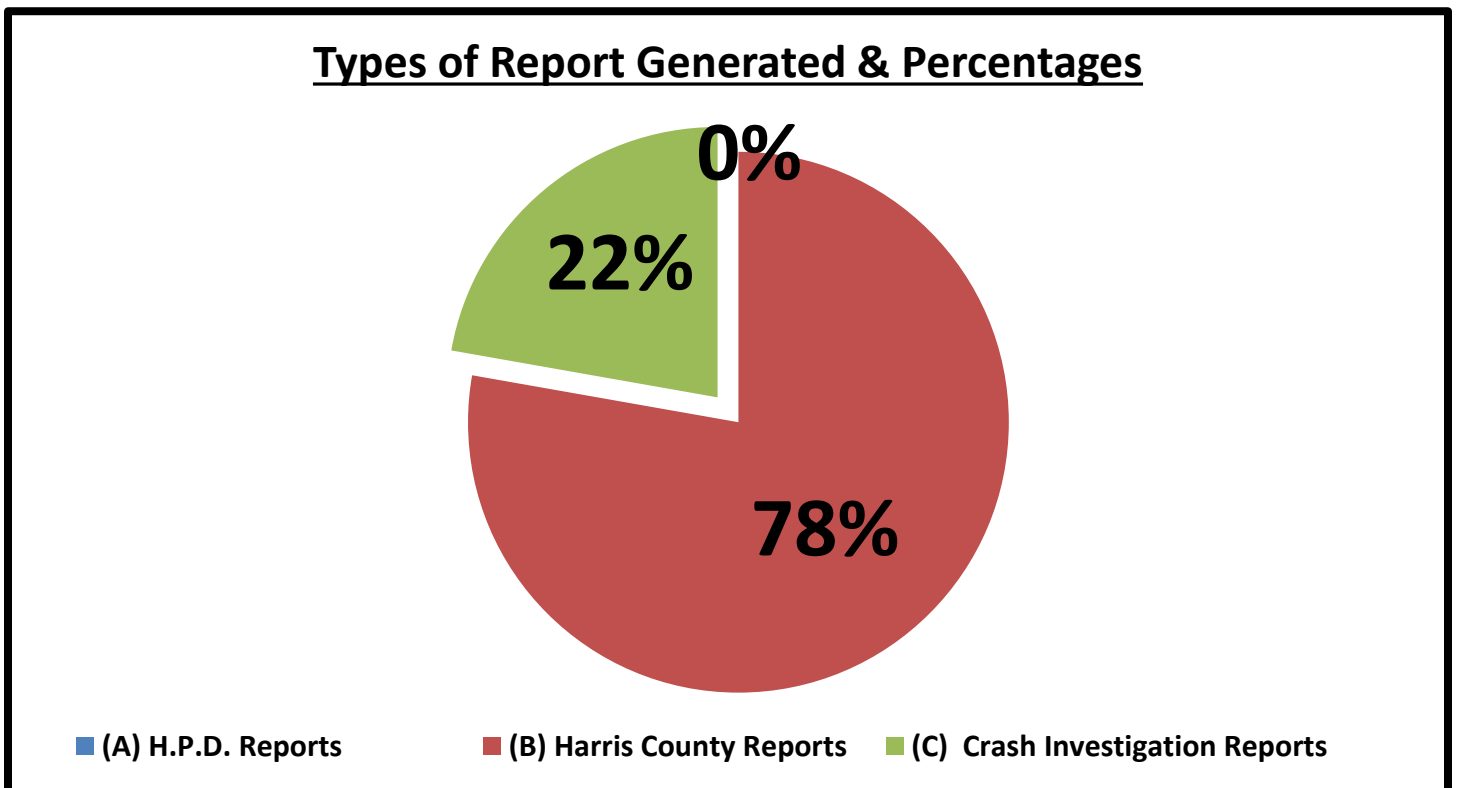
**009**

*	Offense/Incident Reports	7S18	7S28	7S29	TOT	AVER	%
(A)	H.P.D. Reports	0	0	0	0	0.0	0%
(B)	Harris County Reports	3	1	3	7	2.3	78%
(C)	Crash Investigation Reports	0	2	0	2	0.7	22%
(D)	<i>Totals</i>	3	3	3	9	3.0	100%

## H. Report Generation Percentages:



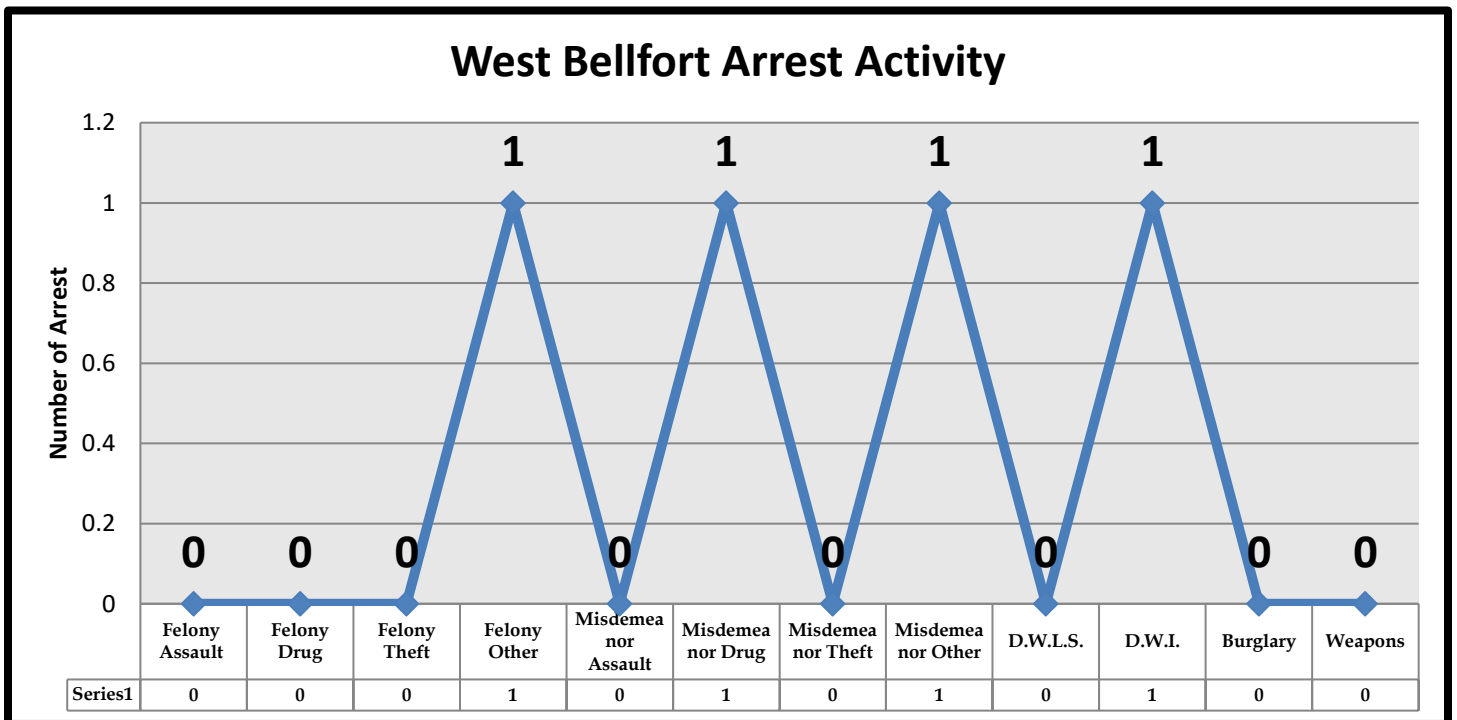
## I. Percentages:



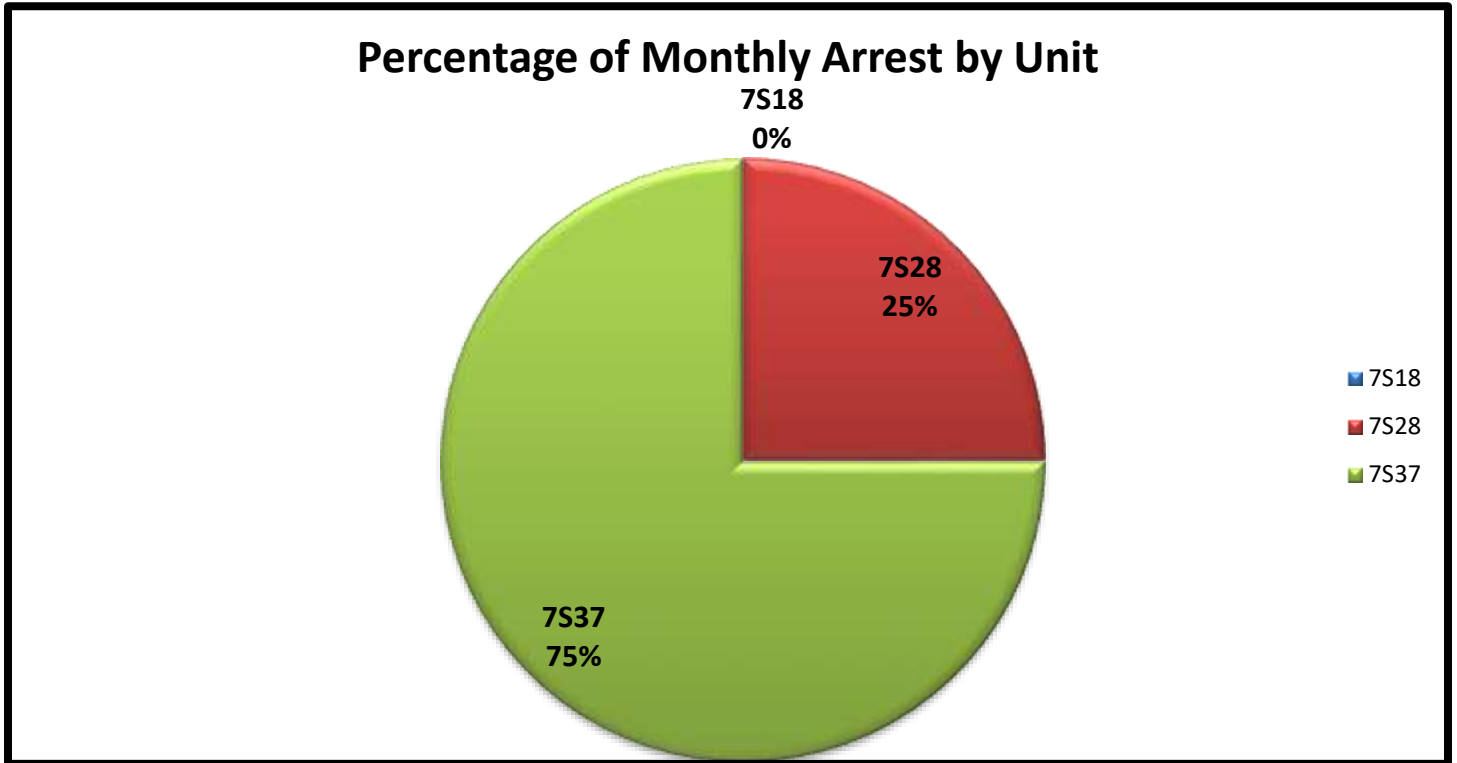
**J. Types of Criminal Arrests Monthly Total:**

*	Types of Criminal Arrests	7S18	7S28	7S29	TOT	AVER	%
A	Felony Assault	0	0	0	0	0.0	0%
B	Felony Drug	0	0	0	0	0.0	0%
C	Felony Theft	0	0	0	0	0.0	0%
D	Felony Other	0	1	0	1	0.3	25%
E	Misdemeanor Assault	0	0	0	0	0.0	0%
F	Misdemeanor Drug	0	0	1	1	0.3	25%
G	Misdemeanor Theft	0	0	0	0	0.0	0%
H	Misdemeanor Other	0	0	1	1	0.3	25%
I	D.W.L.S.	0	0	0	0	0.0	0%
J	D.W.I.	0	0	1	1	0.3	25%
K	Burglary	0	0	0	0	0.0	0%
L	Weapons	0	0	0	0	0.0	0%
M	Totals	0	1	3	4	1.3	100%

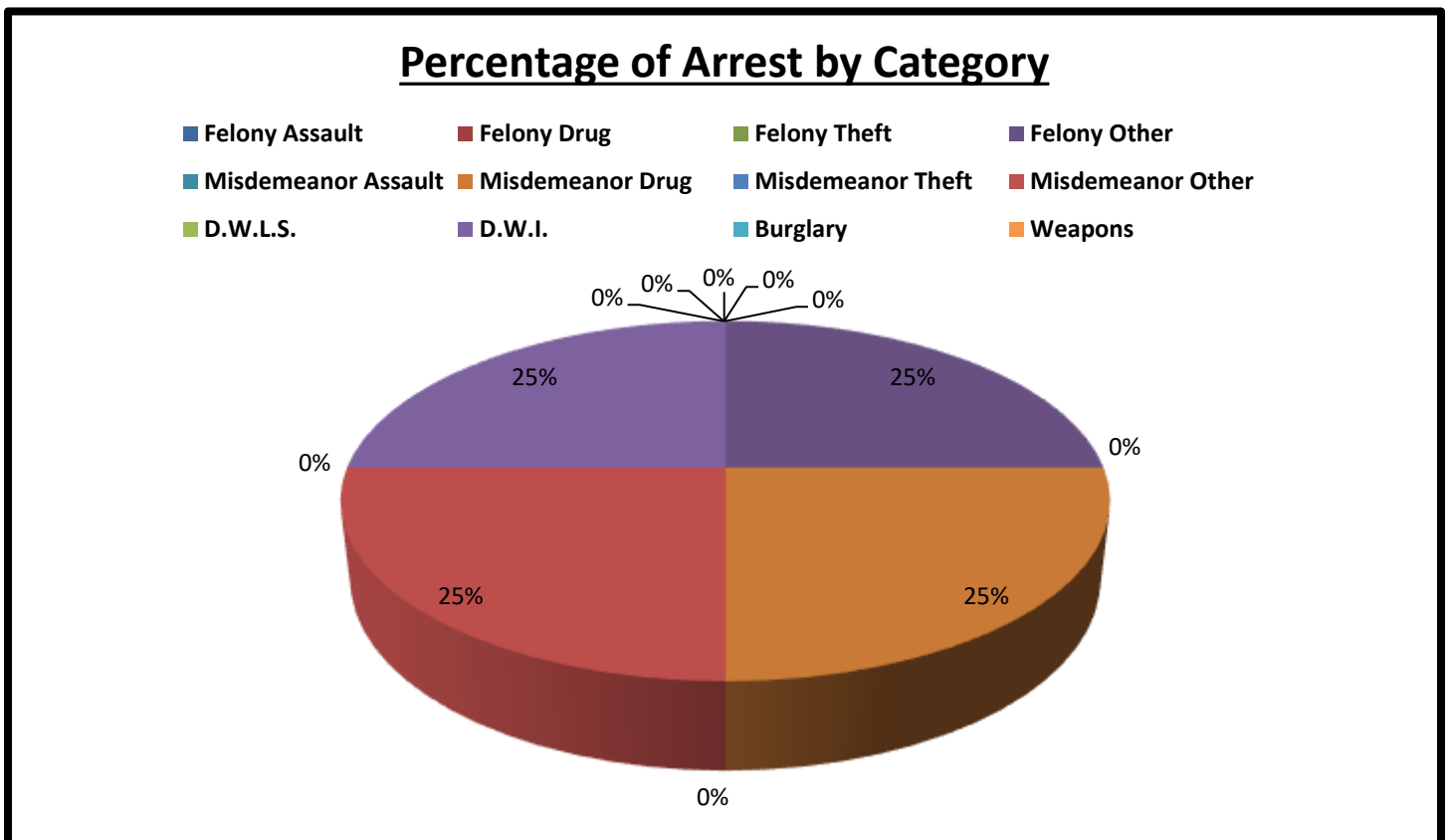
**K. Types of Criminal Arrests Monthly Total:**



**L. Types of Criminal Arrests Percentage Total:**



**M. Types of Criminal Arrests Monthly Percentage Total:**





**N. Executed Warrant Monthly Total:**

**000**

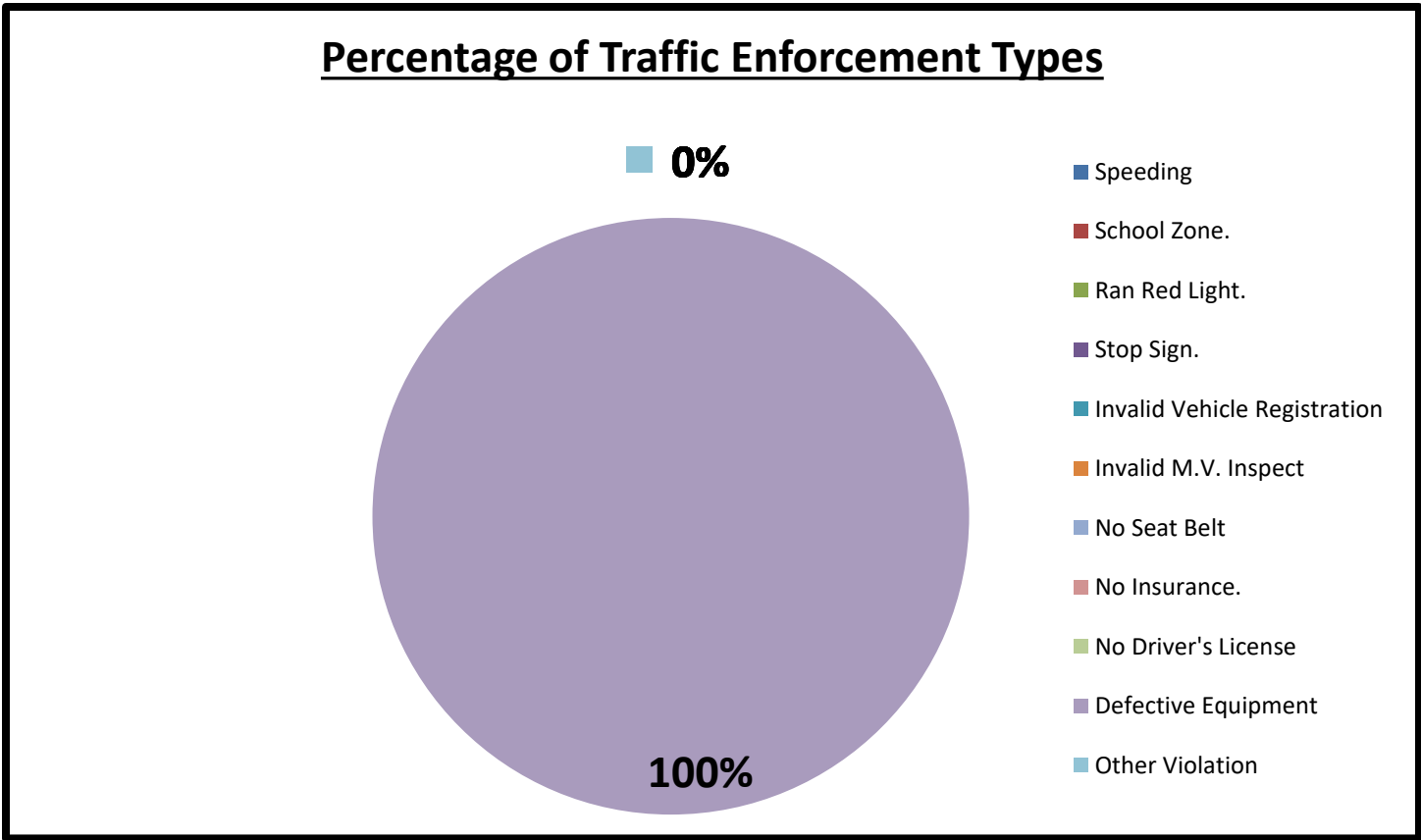
*	<i>Executed Warrants</i>	7S18	7S28	7S29	TOT	AVER	%
(A)	Felony Warrants	0	0	0	0	0.0	#DIV/0!
(B)	Misdemeanor Warrants	0	0	0	0	0.0	#DIV/0!
(C)	<i>Totals</i>	0	0	0	0	0.0	#DIV/0!

**O. Traffic Law Enforcement Total:**

**036**

*	<i>Traffic Enforcement</i>	7S18	7S28	7S29	TOT	AVER	%
A	Speeding	0	0	0	0	0.0	0%
B	School Zone.	0	0	0	0	0.0	0%
C	Ran Red Light.	0	0	0	0	0.0	0%
D	Stop Sign.	0	0	0	0	0.0	0%
E	Invalid Vehicle Registration	0	0	0	0	0.0	0%
F	Invalid M.V. Inspect	0	0	0	0	0.0	0%
G	No Seat Belt	0	0	0	0	0.0	0%
H	No Insurance.	0	0	0	0	0.0	0%
I	No Driver's License	0	0	0	0	0.0	0%
J	Defective Equipment	0	0	1	1	0.3	100%
K	Other Violation	0	0	0	0	0.0	0%
L	Written Warnings	0	0	0	0	0.0	0%
M	Verbal Warning	0	5	30	35	11.7	100%
N	Citation	0	0	1	1	0.3	3%
O	Total Violations	0	5	31	36	12.0	100%

**P. Traffic Law Enforcement Total:**



**Q. Citations vs. Warnings Monthly Total:**

**036**

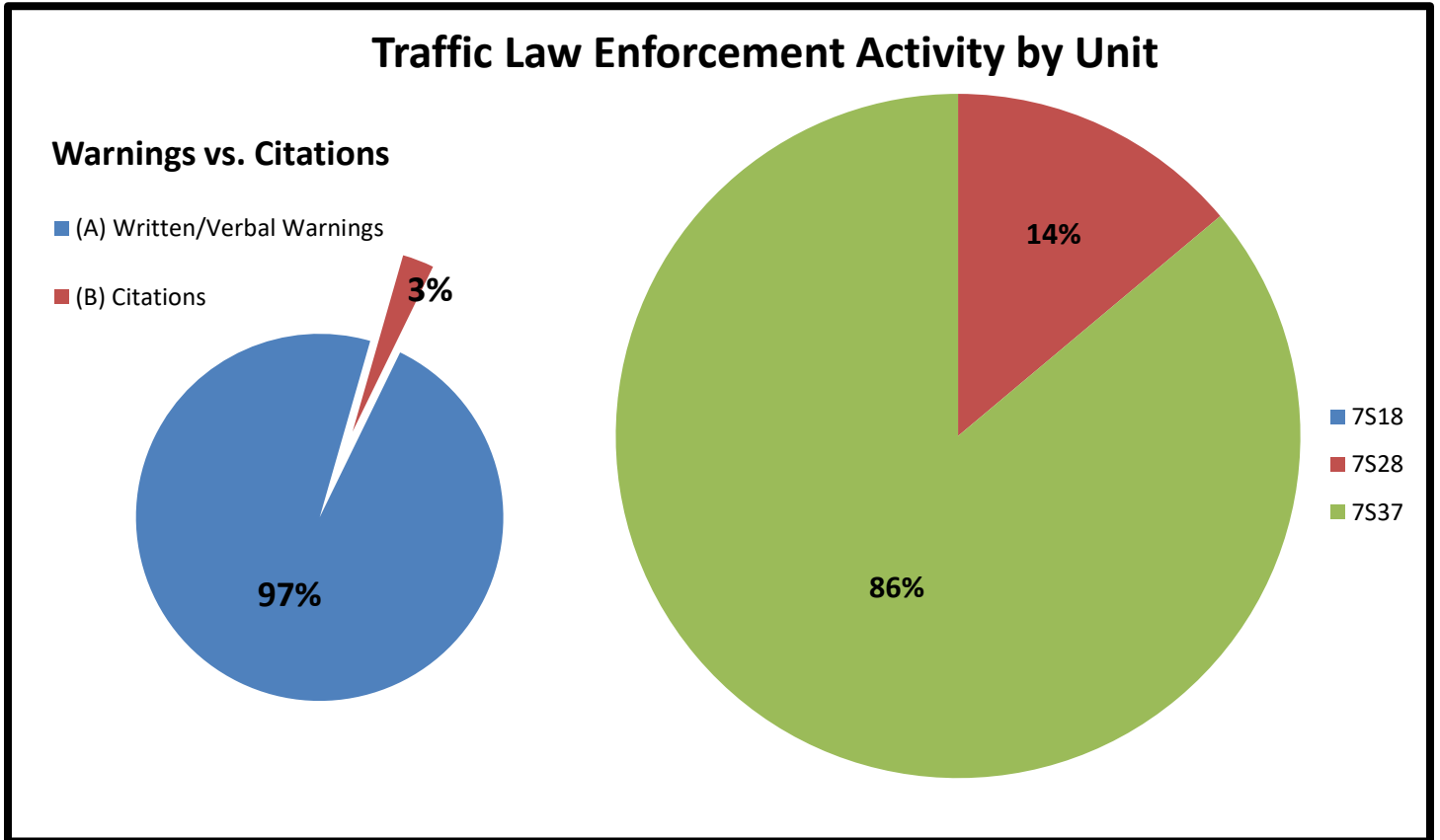
*	Warnings vs. Citations	7S18	7S28	7S29	TOT	AVER	%
(A)	Written/Verbal Warnings	0	5	30	35	11.7	97%
(B)	Citations	0	0	1	1	0.3	3%
(C)	<i>Totals</i>	0	5	31	36	12.0	100%

**R. Sources of Calls for Service Monthly Total:**

**916**

*	Sources of Calls for Service	7S18	7S28	7S29	TOT	AVER	%
(A)	On View	0	16	1	17	5.7	2%
(B)	Dispatched	6	27	7	40	13.3	4%
(C)	Self-Initiated	203	230	426	859	286.3	94%
(D)	<i>Totals</i>	209	273	434	916	305.3	100%

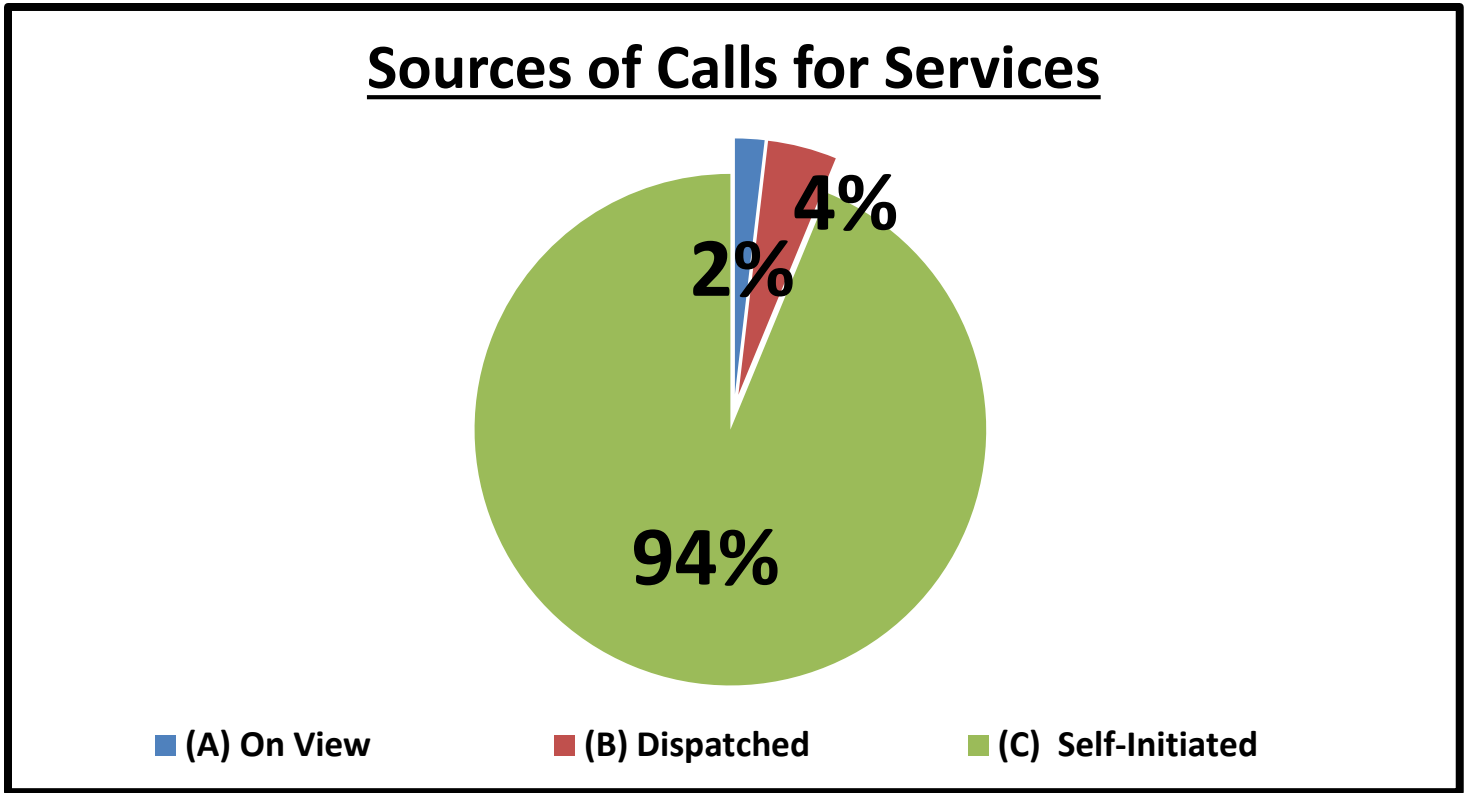
**S. Traffic Law Enforcement Activity by Unit Percentages:**



**T. Sources of Calls for Service Percentages:**

*	Sources of Calls for Service	7S18	7S28	7S29	TOT
(A)	On View	0%	6%	0%	2%
(B)	Dispatched	3%	10%	2%	4%
(C)	Self-Initiated	97%	84%	98%	94%
(D)	<i>Totals</i>	100%	100%	100%	100%

**U. Sources of Calls for Service Percentages:**



**V. Free Reserve Personnel Time Utilized in Contract Monthly Total: 000**

*	<i>Free Reserve Personnel Time</i>	7S18	7S28	7S29		TOT	AVER	%
(A)	<i>Totals</i>	0	0	0		0	0.0	#DIV/0!

**W. Monthly Productivity Analysis Report (M.P.A.R.) - Executive Summary:**

*	<i>Units</i>	7S18	7S28	7S29		TOT	AVER
1	Patrol Activity	209	272	434		915	305.0
2	Security Checks	196	216	126		538	179.3
3	C.I.T. Interactions	1	0	0		1	0.3
4	Offense/Incident Reports	3	3	3		9	3.0
*	<i>Total Service Calls</i>	409	491	563		1463	487.7
1	Criminal Arrests	0	1	3		4	1.3
2	Citations Issued	0	0	1		1	0.3
3	Written & Verbal Warnings	0	5	30		35	11.7
*	<i>Enforcement Service Calls</i>	0	6	34		40	13.3
*	<i>Total Hours</i>	160	160	160		480	160.0
1	Sick Time Used	0	0	0		0	0.0
2	Vacation Time Used	0	0	0		0	0.0
3	Training Time Used	0	0	0		0	0.0
4	Compensatory Time Used	8	0	0		8	2.7
*	<i>Hours Actually Worked</i>	152	160	160		472	157.3
*	<i>Unit Productivity Ratio</i>	2.7	3.1	3.7		3.2	3.2

**X. Mileage Total:**

**4226**

*	<i>Mileage</i>	7S18	7S28	7S29		TOT	AVER	%
(A)	<i>Totals</i>	1175	2074	977	0	4226	1408.7	462%

**Y. Patrol Alert Submission Report:**

*	<i>Received</i>				<i>Subject</i>
00x	<i>Date</i>	<i>Time</i>	<i>Code</i>	<i>Location</i>	
A.					

## Z. Incident Summaries:

01.	MAY 2, 2020	0100 HOURS	DWI			DEPUTY C. LEWIS	
	NIGHTSHIFT:	8000 CREEKBEND	WB	"M"	HC:	2005-00010	
<p>On Saturday, May 2, 2020, at approximately 01:41 hours, while on patrol in the "West Bellfort Contract", Deputy C. Lewis was performing routine patrol and law enforcement services when I (Deputy C. Lewis) conducted a traffic stop on a passenger vehicle for a traffic violation where I observed clues that the operator was under the influence of an alcoholic beverage. The traffic stop resulted in the arrest of the operator of the vehicle for Driving While Intoxicated. The patrol activity type is "PAT=E".</p>							

02.	MAY 04, 2020	21:53 HOURS	MAJOR ACCIDENT			DEPUTY Y. GARCIA	
	EVENINGSHIFT:	10600 FONDREN	WB	"N/A"	HC:	2005-00036	
<p>On May 04, 2020, a <b>Monday</b>, at approximately 21:53 hours, while on patrol in the "West Bellfort Contract", Deputy Y. Garcia was performing routine patrol and law enforcement services when I (Deputy Y. Garcia) was dispatched to a major crash call for service. Deputy gathered all pertinent information needed to make a report. Report Generated. The patrol activity type is "PAT=Y".</p>							

03.	MAY 07, 2020	1400 HOURS	BURGLARY MOTOR VEHICLE			DEPUTY C. MANZANARE	
	DAYSHIFT:	7700 CREEKBEND DR	WB	"M"	HC:	2005-00058	
<p>On May 07, 2020, a <b>Wednesday</b>, at approximately 1411 hours, while on patrol in the "West Bellfort Contract", Deputy C. Manzanare was performing routine patrol and law enforcement services when I (Deputy C. Manzanare) got dispatched to a BMV call for service. Upon making contact with the complainant deputy learned a Burglary had occurred with items being taken out of the unsecured vehicle, Deputy gathered all pertinent information needed to make a report. Report Generated. The patrol activity type is "PAT=T".</p>							

04.	MAY 10, 2020	20:36 HOURS	STOLEN VEHICLE			DEPUTY Y. GARCIA	
	EVENINGSHIFT:	7719 LUDINGTON DR.	WB	"F"	HC:	2005-00079	
<p>On May 10, 2020, a <b>Sunday</b>, at approximately 20:36 hours, while on patrol in the "West Bellfort Contract", Deputy Y. Garcia was performing routine patrol and law enforcement services when I (Deputy Y. Garcia) was dispatched for a suspicious vehicle for service. Offender was taken into custody for unlawful use of a motor vehicle. Deputy gathered all pertinent information needed to make a report. Report Generated. The patrol activity type is "PAT=D".</p>							

05.	MAY 12, 2020	17:30 HOURS	MINOR ACCIDENT			DEPUTY Y. GARCIA	
	EVENINGSHIFT:	7600 WEST BELLFORT	WB	"N/A"	HC:	2005-00091	
<p>On May 12, 2020, a <b>Tuesday</b>, at approximately 17:30 hours, while on patrol in the "West Bellfort Contract", Deputy Y. Garcia was performing routine patrol and law enforcement services when I (Deputy Y. Garcia) was dispatched for a minor crash call for service. Deputy gathered all pertinent information needed to make a report. Report Generated. The patrol activity type is "PAT=Y".</p>							

<b>06.</b>	<b>MAY 16, 2020</b>	<b>0100 HOURS</b>	<b>NARCOTICS ARREST-POM</b>		<b>DEPUTY C. LEWIS</b>	
	<b>NIGHTSHIFT:</b>	<b>8000 CREEKBEND</b>	<b>WB</b>	<b>"M"</b>	<b>HC:</b>	<b>2005-00122</b>
<p>On Saturday, May 16, 2020, at approximately 01:02 hours, while on patrol in the "West Bellfort Contract", Deputy C. Lewis was performing routine patrol and law enforcement services when I (Deputy C. Lewis) conducted a traffic stop on a passenger vehicle for a traffic violation. The traffic stop resulted in an arrest for Possession of Marijuana. The patrol activity type is "PAT=E".</p>						

<b>07.</b>	<b>MAY 20, 2020</b>	<b>1300 HOURS</b>	<b>EMERGENCY DETENTION</b>		<b>DEPUTY C. MANZANARE</b>	
	<b>DAYSHIFT:</b>	<b>11100 BRAESRIDGE DR</b>	<b>WB</b>	<b>"N/A"</b>	<b>HC:</b>	<b>2005-00155</b>
<p>On May 20, 2020, a <b>Wednesday</b>, at approximately 1340 hours, while on patrol in the "West Bellfort Contract", Deputy C. Manzanare was performing routine patrol and law enforcement services when I (Deputy C. Manzanare) was dispatched to a family disturbance call for service. Upon arrival Deputy spoke with all involved parties and learned the parents of the juveniles were going through a divorce. During the course of the field investigation, Deputy determine individual was suffering from a crisis. The juvenile was then transported to NPC for a mental evaluation with the parent. Deputy gathered all pertinent information needed to make a report. Report Generated. The patrol activity type is "PAT=O".</p>						

<b>08.</b>	<b>MAY 28, 2020</b>	<b>2300 HOURS</b>	<b>EVADING ARREST</b>		<b>DEPUTY C. LEWIS</b>	
	<b>NIGHTSHIFT:</b>	<b>11800 DANDELION LANE</b>	<b>WB</b>	<b>"M"</b>	<b>HC:</b>	<b>2005-00234</b>
<p>On Thursday, May 28, 2020, at approximately 23:45 hours while on patrol in the "West Bellfort Contract", Deputy C. Lewis was performing routine patrol and law enforcement services when I (Deputy C. Lewis) conducted a follow up investigation. During my investigation, I attempted to identify a possible suspect who evaded my detention/arrest. The suspect was later identified. A warrant will be filed for the arrest of the suspect. The patrol activity type is "PAT=R".</p>						

<b>09.</b>	<b>MAY 29, 2020</b>	<b>0700 HOURS</b>	<b>EVADING</b>		<b>DEPUTY C. MANZANARE</b>	
	<b>DAYSHIFT:</b>	<b>11800 DANDELION LN</b>	<b>WB</b>	<b>"M"</b>	<b>HC:</b>	<b>2005-00234</b>
<p>On May 29, 2020, a <b>Thursday</b>, at approximately 0730 hours, while on patrol in the "West Bellfort Contract", Deputy C. Manzanare was performing routine patrol and law enforcement services when I (Deputy C. Manzanare) conducted an investigation regarding a suspect who evaded from night shift deputies within the W Bellfort Contract. I was able to identify a possible who suspect who was positively identified by the Deputy as being the suspect who Evaded from him. A supplement Report was Generated. Primary Deputy will file a To Be Warrant on the suspect. The patrol activity type is "PAT=Q".</p>						

## Sergeant Jon Meek

Sergeant Jon Meek  
 Neighborhood Patrol Division, First Line Supervisor  
 Harris County Constable's Office of Precinct 713-643-6602