



MAY WALKER, CONSTABLE
PRECINCT SEVEN
HARRIS COUNTY, TEXAS

MAIN OFFICE
5300 Griggs Road
Houston, Texas 77021
PHONE (713) 643-6602
FAX (713) 643-3401

Date: June 12, 2020

From: Sergeant Ashton Johnson-Hall
Neighborhood Patrol Division, First Line Supervisor
Harris County Constable's Office of Precinct "7"

To: Property Owners Association
Board of Directors & Management Company

Subject: Monthly Productivity Analysis Report
Enclosure: **MPAR – May 2020**
Distribution: Executive Command Staff & Board of Directors & Management Company

The purpose of this "**Monthly Productivity Analysis Report**" (M.P.A.R.) is to provide the executive command staff with the appropriate data to analyze the productivity of assigned personnel and their shifts' activities to allow for the validation of individual and divisional performance evaluations. With regard to the specific contents of the report, there are 18 distinctive component parts of this report. These components are enumerated below:

- | | |
|--|---|
| 01. Patrol Activity Details | 10. Traffic Enforcement Report |
| 02. Patrol Activity Analytical Summary | 11. Trends & Percentages of Traffic |
| 03. Patrol Activity Percentages & Trends | 12. Citation & Warning Issuance Review |
| 04. Security Checks Report | 13. Call for Service Report (<i>C.F.S.</i>) |
| 05. Security Checks Percentages & Trends | 14. Trends & Percentages for <i>C.F.S.</i> |
| 06. Crisis Intervention Disposition Report | 15. Overtime Report (service at no Cost) |
| 07. Offense/Incident Generation Report | 16. Reserve Deputy Use (at no Cost) |
| 08. Criminal Arrest Types Report | 17. Incident Summarization |
| 09. Warrant Execution Report | |

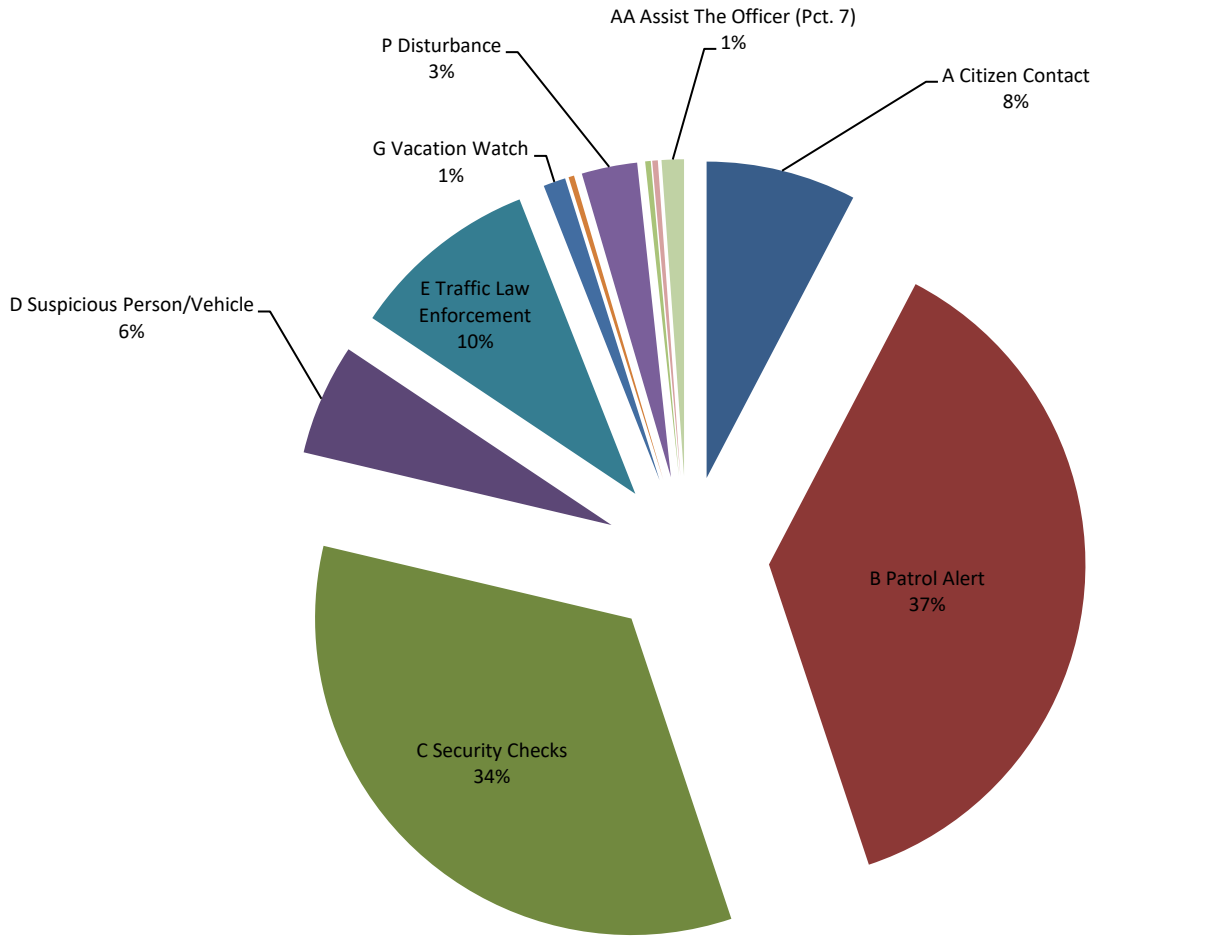
A cursory analysis of the statistical data from this report should be demonstrative of the quality of performance of this agency in realizing the contractual obligations and the overall achievement of the goals and objectives of this Agency and the Contract Division.

A. Patrol Activity Monthly Total:

* Patrol Activity Types	7H30	TOT	AVER	%
A	Citizen Contact	27	5.4	8%
B	Patrol Alert	131	26.2	37%
C	Security Checks	119	23.8	34%
D	Suspicious Person/Vehicle	20	4.0	6%
E	Traffic Law Enforcement	34	6.8	10%
F	Offense/Incident Reports	0	0.0	0%
G	Vacation Watch	4	0.8	1%
H	Open Door / Window	0	0.0	0%
I	Assist Contract Citizen	0	0.0	0%
J	Welfare Check / Med.	0	0.0	0%
K	Traffic Initiative	0	0.0	0%
L	Traffic Hazard	1	0.2	0%
M	Animal Humane	0	0.0	0%
N	Alarms	0	0.0	0%
O	Mental Cases (171)	0	0.0	0%
P	Disturbance	10	2.0	3%
Q	Criminal Investigation	0	0.0	0%
R	Follow-up Investigation	0	0.0	0%
S	Criminal Mischief	0	0.0	0%
T	Burglary Residence/Vehicle	0	0.0	0%
U	Theft / Theft of Business	1	0.2	0%
V	Citizen Assaulted	0	0.0	0%
W	Robbery of an Individual	0	0.0	0%
X	Trespass Warning	0	0.0	0%
Y	Major/Minor Crash	0	0.0	0%
Z	Child Custody Disputes	1	0.2	0%
AA	Assist The Officer (Pct. 7)	4	0.8	1%
BB	Runaway Missing Persons	0	0.0	0%
CC	Assisted LEA	0	0.0	0%
DD	Solicitors	0	0.0	0%
EE	Meeting/Event/Ct.	0	0.0	0%
* MONTH TOTALS	352	352	70.4	100%

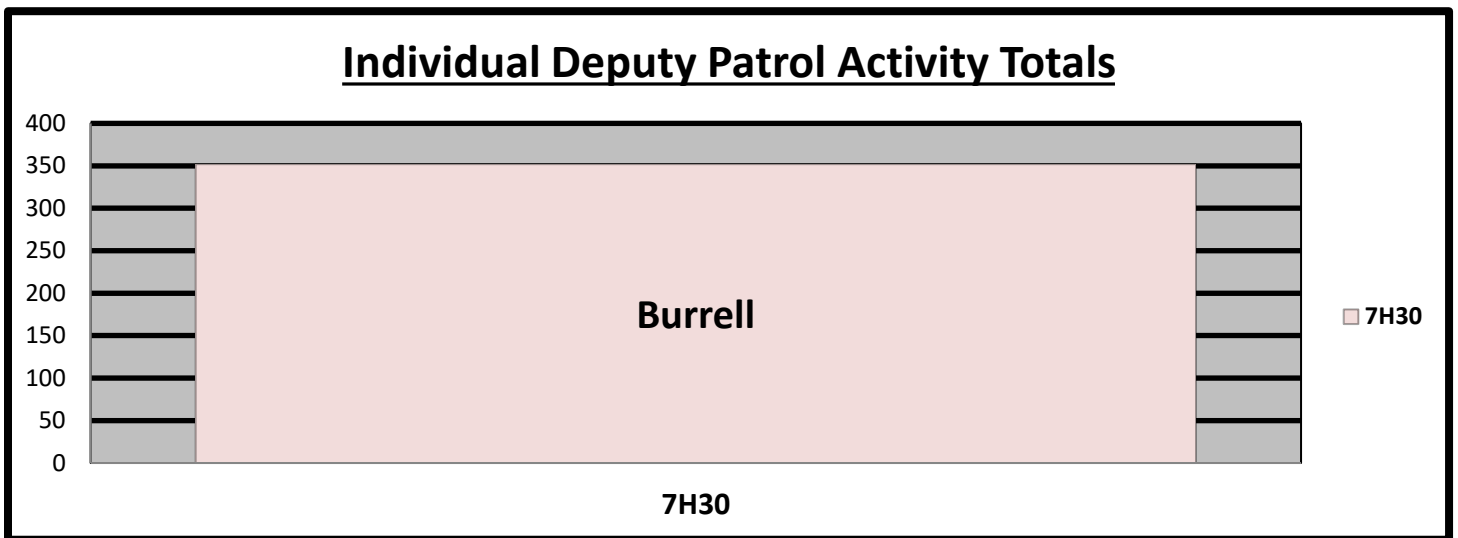
A1. Patrol Activity Percentage:

Percentage of Patrol Activity



- | | | |
|-------------------------------|--------------------------------|----------------------------------|
| ■ A Citizen Contact | ■ B Patrol Alert | ■ C Security Checks |
| ■ D Suspicious Person/Vehicle | ■ E Traffic Law Enforcement | ■ F Offense/Incident Reports |
| ■ G Vacation Watch | ■ H Open Door / Window | ■ I Assist Contract Citizen |
| ■ J Welfare Check / Med. | ■ K Traffic Initiative | ■ L Traffic Hazard |
| ■ M Animal Humane | ■ N Alarms | ■ O Mental Cases (171) |
| ■ P Disturbance | ■ Q Criminal Investigation | ■ R Follow-up Investigation |
| ■ S Criminal Mischief | ■ T Burglary Residence/Vehicle | ■ U Theft / Theft of Business |
| ■ V Citizen Assaulted | ■ W Robbery of an Individual | ■ X Trespass Warning |
| ■ Y Major/Minor Crash | ■ Z Child Custody Disputes | ■ AA Assist The Officer (Pct. 7) |
| ■ BB Runaway Missing Persons | ■ CC Assisted LEA | ■ DD Solicitors |
| ■ EE Meeting/Event/Ct. | | |

A2. Patrol Activity by MUD District 404 Personnel:

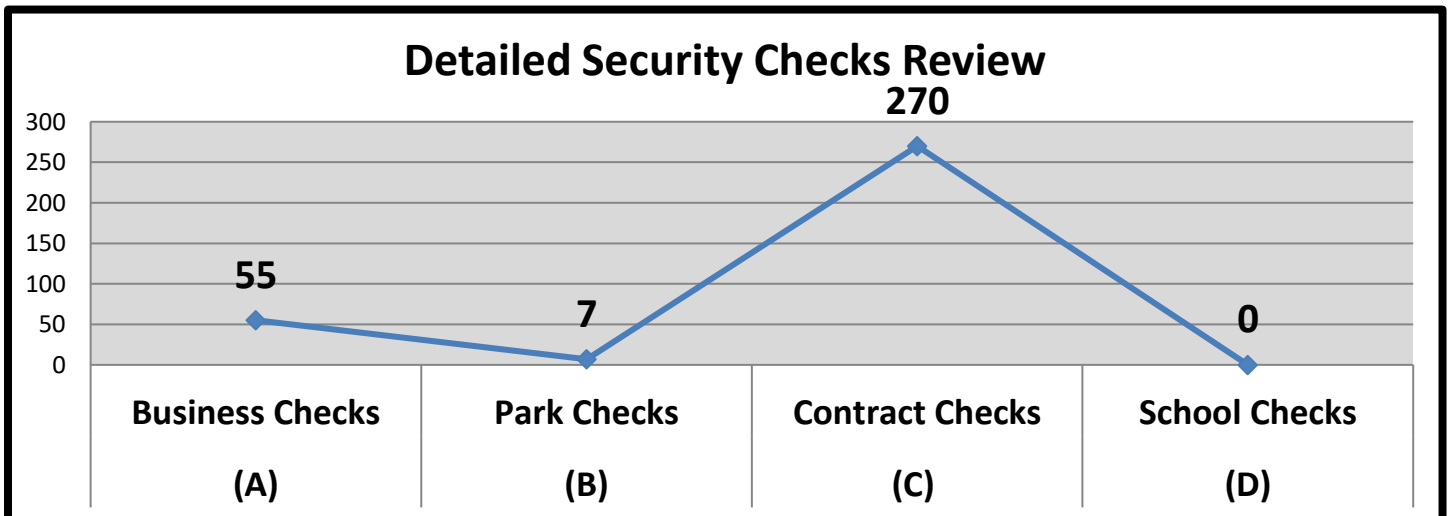


B. Security Checks Monthly Total:

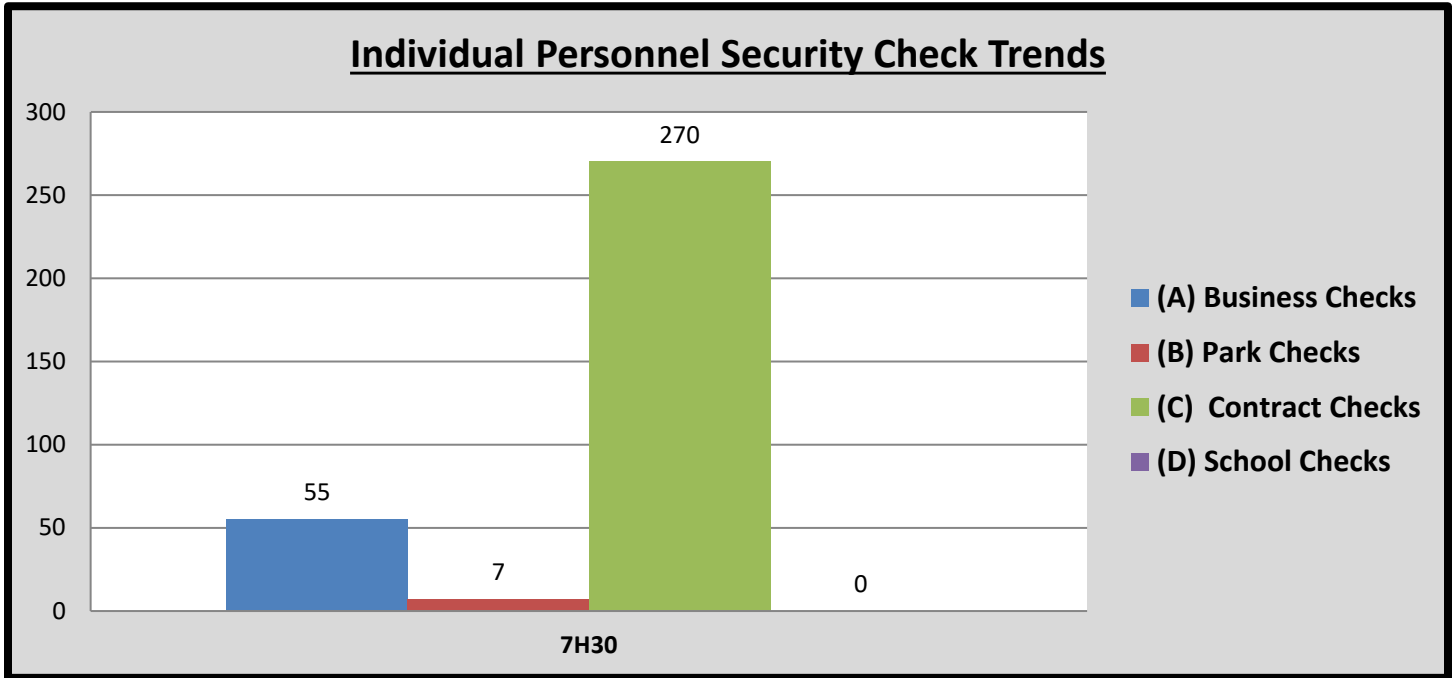
332

*	Security Checks	7H30	TOT	AVER	%
(A)	Business Checks	55	55	11.0	17%
(B)	Park Checks	7	7	1.4	2%
(C)	Contract Checks	270	270	54.0	81%
(D)	Plaza Checks	0	0	0.0	0%
(E)	<i>Totals</i>	332	332	66.4	100%

B. Detailed Security Checks Monthly:



B2. Individual Personnel Security Check Trends:



C. CIT/MHO Dispositions Monthly Total:

000

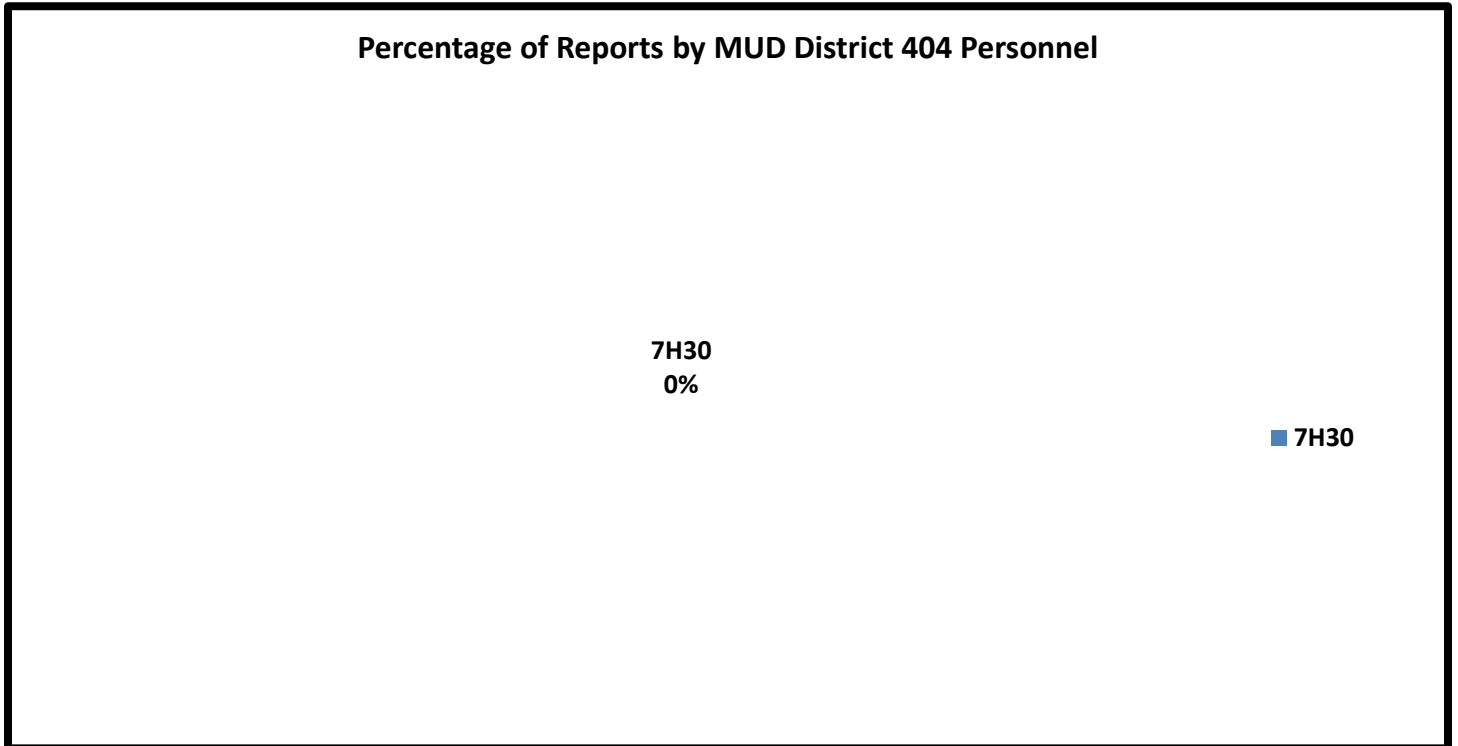
*	<i>C.I.T. Dispositions</i>	7H30
(A)	CIT/MHO Outside Referral	0
(B)	CIT/MHO Transport	0
(C)	CIT/MHO CIT Contact	0
(D)	CIT/MHO Arrest	0
(E)	<i>Totals</i>	0

D. Offense/Incident Reports Monthly Total:

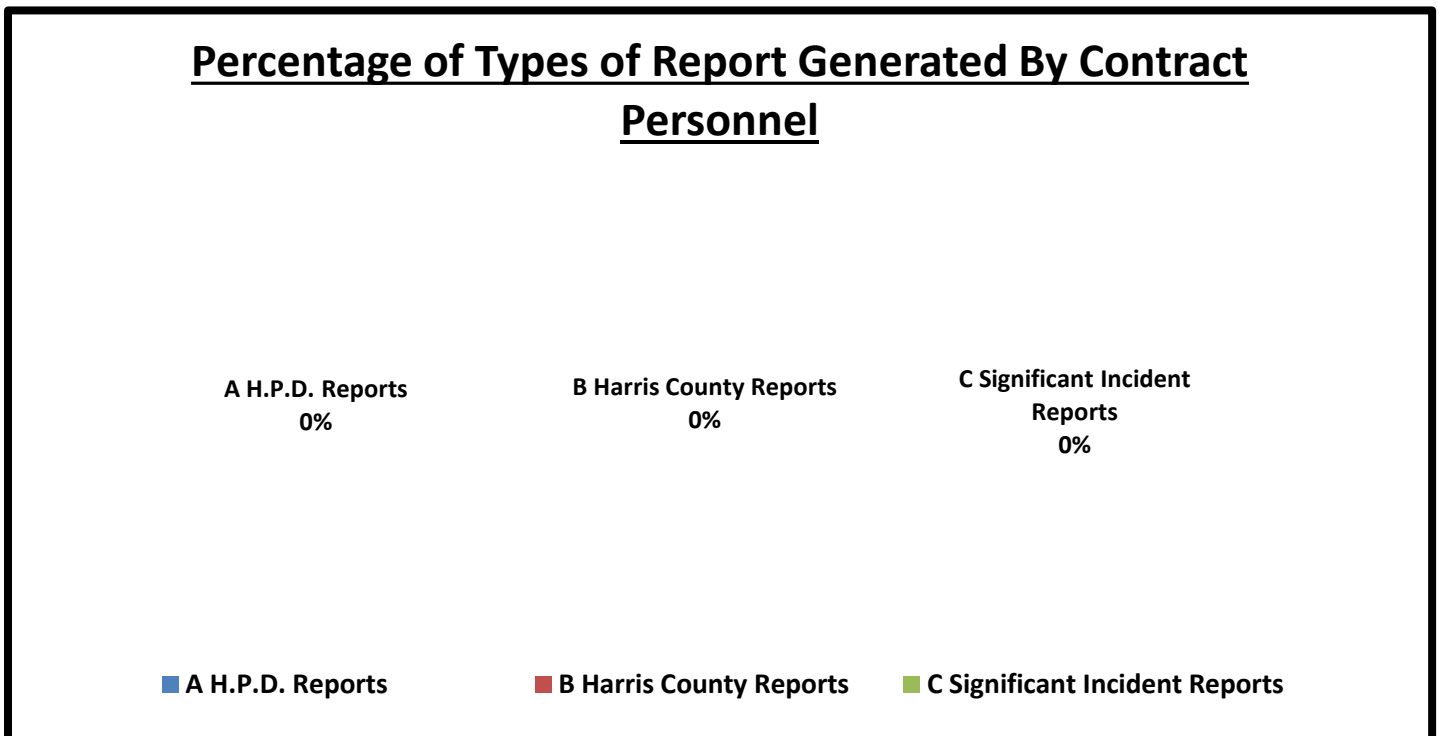
000

*	<i>Offense/Incident Reports</i>	7H30
(A)	H.P.D. Reports	0
(B)	Harris County Reports	0
(C)	Significant Incident Reports	0
(D)	<i>Totals</i>	0

D1. Report Generation Percentages:



D2. Percentages:

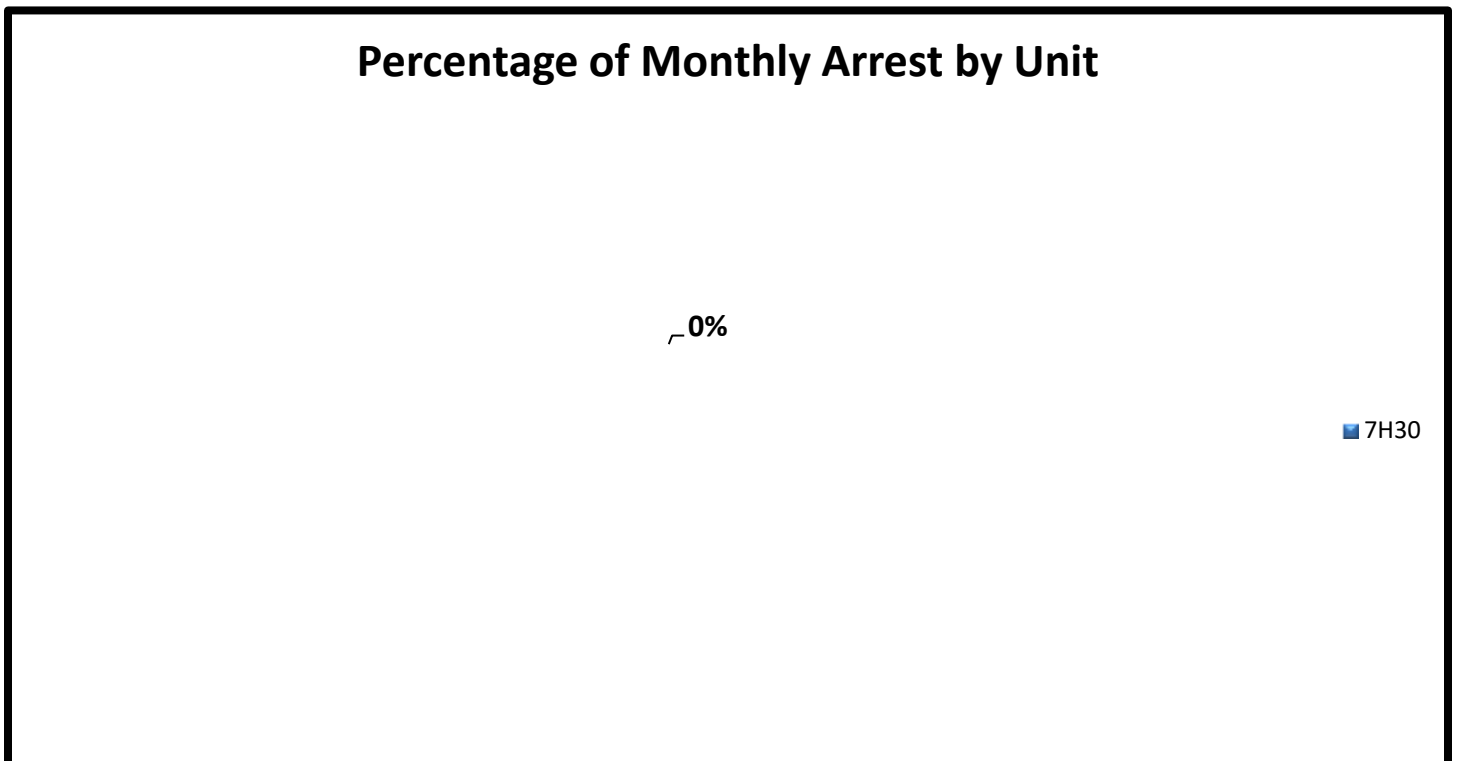


E. Types of Criminal Arrests Monthly Total:


000

*	<i>Types of Criminal Arrests</i>	7H30
A	Felony Assault	0
B	Felony Drug	0
C	Felony Theft	0
D	Felony Other	0
E	Misdemeanor Assault	0
F	Misdemeanor Drug	0
G	Misdemeanor Theft	0
H	Misdemeanor Other	0
I	D.W.L.S.	0
J	D.W.I.	0
K	Burglary	0
L	Weapons	0
M	<i>Totals</i>	0

E1. Types of Criminal Arrests Monthly Total:



E2. Types of Criminal Arrests Monthly Total:



F. Executed Warrant Monthly Total:

0000

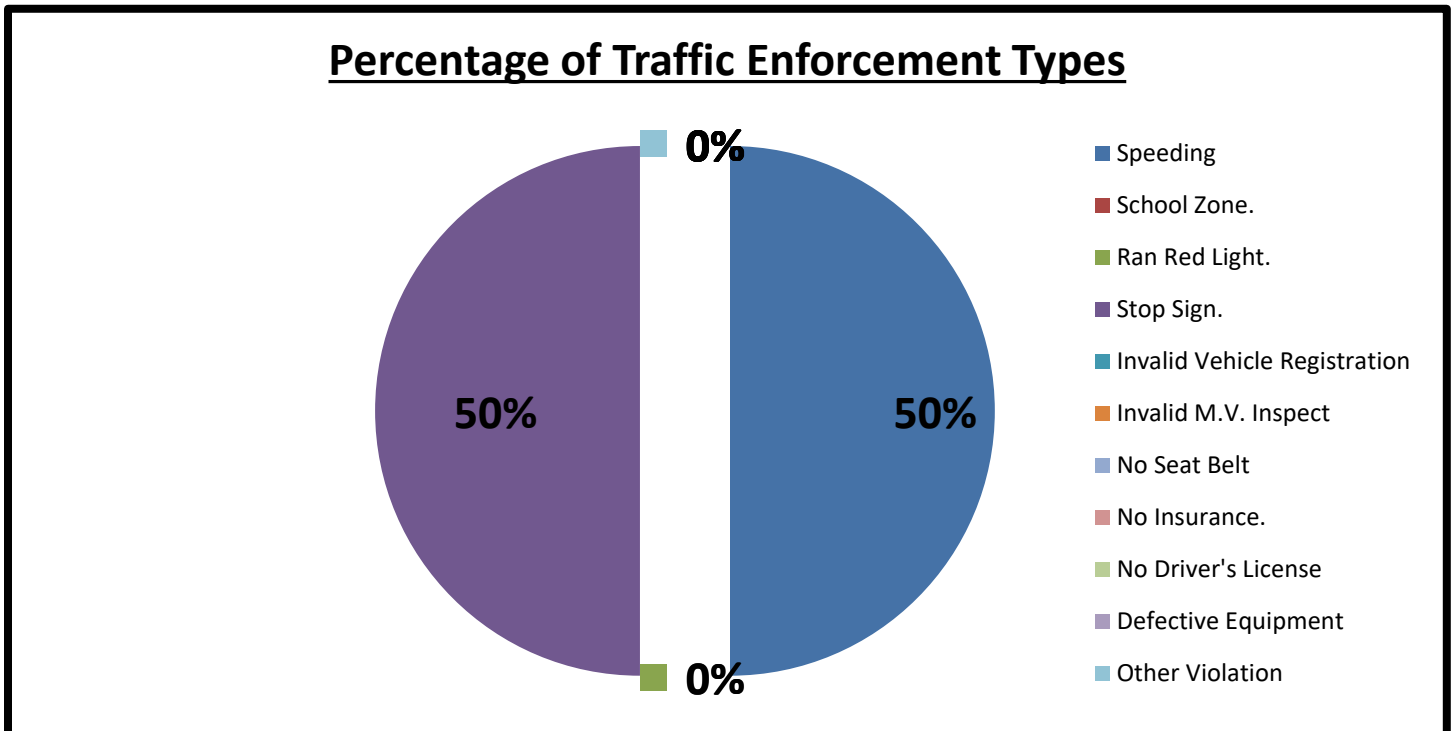
*	<i>Executed Warrants</i>	7H30
(A)	Felony Warrants	0
(B)	Misdemeanor Warrants	0
(C)	<i>Totals</i>	0

G. Traffic Law Enforcement Total:

032

*	Traffic Enforcement	7H30	TOT	AVER	%
A	Speeding	1	1	0.2	6%
B	School Zone.	0	0	0.0	0%
C	Ran Red Light.	0	0	0.0	0%
D	Stop Sign.	1	1	0.2	6%
E	Invalid Vehicle Registration	0	0	0.0	0%
F	Invalid M.V. Inspect	0	0	0.0	0%
G	No Seat Belt	0	0	0.0	0%
H	No Insurance.	0	0	0.0	0%
I	No Driver's License	0	0	0.0	0%
J	Defective Equipment	0	0	0.0	0%
K	Other Violation	0	0	0.0	0%
L	Written Warnings	0	0	0.0	0%
M	Verbal Warning	15	15	3.0	100%
N	Citation	17	17	3.4	53%
O	Total Violations	32	32	6.4	100%

H. Traffic Law Enforcement Total:



I. Citations vs. Warnings Monthly Total:

0000


*	Warnings vs. Citations	7H30	TOT	AVER	%
(A)	Written/Verbal Warnings	15	15	3.0	47%
(B)	Citations	17	17	3.4	53%
(C)	Totals	32	32	6.4	100%

J. Sources of Calls for Service Monthly Total:

0351

*	Sources of Calls for Service	7H30	TOT	AVER	%
(A)	On View	0	0	0.0	0%
(B)	Dispatched	0	0	0.0	0%
(C)	Self-Initiated	351	351	70.2	100%
(D)	Totals	351	351	70.2	100%

J1. Sources of Calls for Service Percentages:



K. Sources of Calls for Service Percentages:

*	Sources of Calls for Service	7H30	TOT	AVER
(A)	On View	0%	0%	0.0
(B)	Dispatched	0%	0%	0.0
(C)	Self-Initiated	100%	100%	0.2
(D)	Totals	100%	100%	0.2

L. Free Reserve Personnel Time Utilized in Contract Monthly Total: 000

*	Free Reserve Personnel Time	7H30
(A)	Totals	0

M. Monthly Productivity Analysis Report (M.P.A.R.) - Executive Summary:

*	MUD District 404 Units	7H30
1	Patrol Activity	352
2	Security Checks	332
3	C.I.T. Interactions	0
4	Offense/Incident Reports	0
*	Total Service Calls	684
5	Criminal Arrests	0
7	Traffic Law Enforcement	17
8	Written & Verbal Warnings	15
*	Enforcement Services Calls	32

N. Mileage Total:

0773

*	Mileage	7H30
(A)	Totals	773

N1. Incident Summaries:

Please note: 87H30 = Deputy A. Burrell

Sergeant Ashton Johnson-Hall

Sergeant Ashton Johnson-Hall
Neighborhood Patrol Division, First Line Supervisor
Harris County Constable's Office of Precinct 713-643-6602