



MAY WALKER, CONSTABLE
PRECINCT SEVEN
HARRIS COUNTY, TEXAS

MAIN OFFICE
5300 Griggs Road
Houston, Texas 77021
PHONE (713) 643-6602
FAX (713) 643-3401

Date: June 12, 2020

From: Sergeant Jon Meek
Neighborhood Patrol Division, First Line Supervisor
Harris County Constable's Office of Precinct "7"

To: Property Owners Association
Board of Directors & Management Company

Subject: May Monthly Productivity Analysis Report
Enclosure: **MPAR – May 2020**
Distribution: Executive Command Staff & Board of Directors & Management Company

The purpose of this "**Monthly Productivity Analysis Report**" (M.P.A.R.) is to provide the executive command staff with the appropriate data to analyze the productivity of assigned personnel and their shifts' activities to allow for the validation of individual and divisional performance evaluations. With regard to the specific contents of the report, there are 18 distinctive component parts of this report. These components are enumerated below:

- | | |
|--|---|
| 01. Patrol Activity Details | 10. Traffic Enforcement Report |
| 02. Patrol Activity Analytical Summary | 11. Trends & Percentages of Traffic |
| 03. Patrol Activity Percentages & Trends | 12. Citation & Warning Issuance Review |
| 04. Security Checks Report | 13. Call for Service Report (<i>C.F.S.</i>) |
| 05. Security Checks Percentages & Trends | 14. Trends & Percentages for <i>C.F.S.</i> |
| 06. Crisis Intervention Disposition Report | 15. Overtime Report (service at no Cost) |
| 07. Offense/Incident Generation Report | 16. Reserve Deputy Use (at no Cost) |
| 08. Criminal Arrest Types Report | 17. Incident Summarization |
| 09. Warrant Execution Report | 18. Hotspot Report Data Review |

A cursory analysis of the statistical data from this report should be demonstrative of the quality of performance of this agency in realizing the contractual obligations and the overall achievement of the goals and objectives of this Agency and the Contract Division.

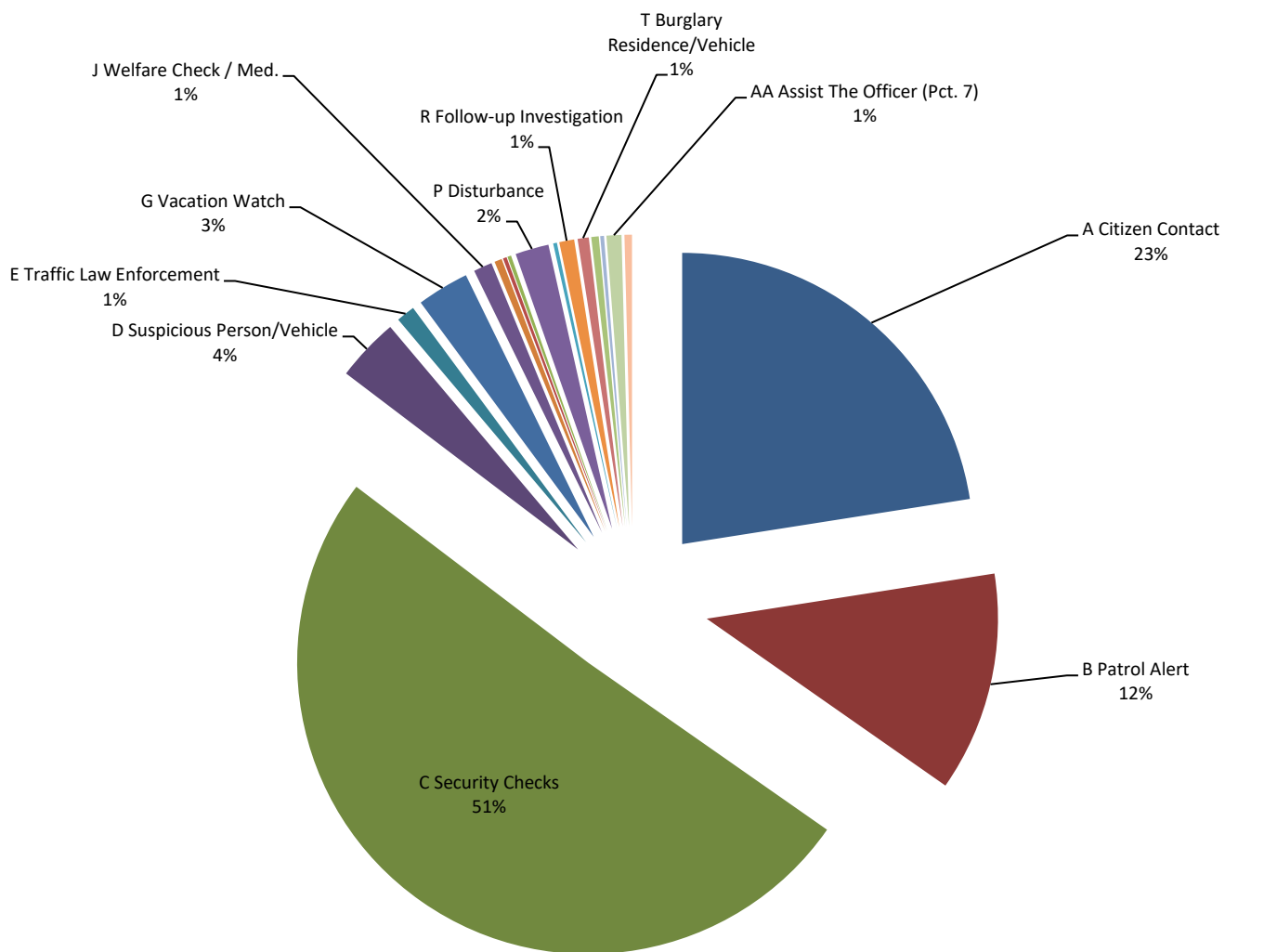
A. Patrol Activity Monthly Total:

0484

* Patrol Activity Types	7S17	7S26	TOT	AVER	%
A Citizen Contact	41	68	109	54.5	23%
B Patrol Alert	7	52	59	29.5	12%
C Security Checks	69	176	245	122.5	51%
D Suspicious Person/Vehicle	4	13	17	8.5	4%
E Traffic Law Enforcement	0	5	5	2.5	1%
F Offense/Incident Reports	0	0	0	0.0	0%
G Vacation Watch	0	14	14	7.0	3%
H Open Door / Window	0	0	0	0.0	0%
I Assist Contract Citizen	0	0	0	0.0	0%
J Welfare Check / Med.	4	1	5	2.5	1%
K Traffic Initiative	0	0	0	0.0	0%
L Traffic Hazard	0	2	2	1.0	0%
M Animal Humane	0	0	0	0.0	0%
N Alarms	0	1	1	0.5	0%
O Mental Cases (171)	0	1	1	0.5	0%
P Disturbance	2	7	9	4.5	2%
Q Criminal Investigation	1	0	1	0.5	0%
R Follow-up Investigation	4	0	4	2.0	1%
S Criminal Mischief	0	0	0	0.0	0%
T Burglary Residence/Vehicle	1	2	3	1.5	1%
U Theft / Theft of Business	1	1	2	1.0	0%
V Citizen Assaulted	0	0	0	0.0	0%
W Robbery of an Individual	0	0	0	0.0	0%
X Trespass Warning	0	0	0	0.0	0%
Y Major/Minor Crash	1	0	1	0.5	0%
Z Child Custody Disputes	0	0	0	0.0	0%
AA Assist The Officer (Pct. 7)	4	0	4	2.0	1%
BB Runaway Missing Persons	0	0	0	0.0	0%
CC Assisted LEA	0	0	0	0.0	0%
DD Solicitors	1	1	2	1.0	0%
EE Meeting/Event/Ct.	0	0	0	0.0	0%
* MONTH TOTALS	140	344	484	242.0	100%

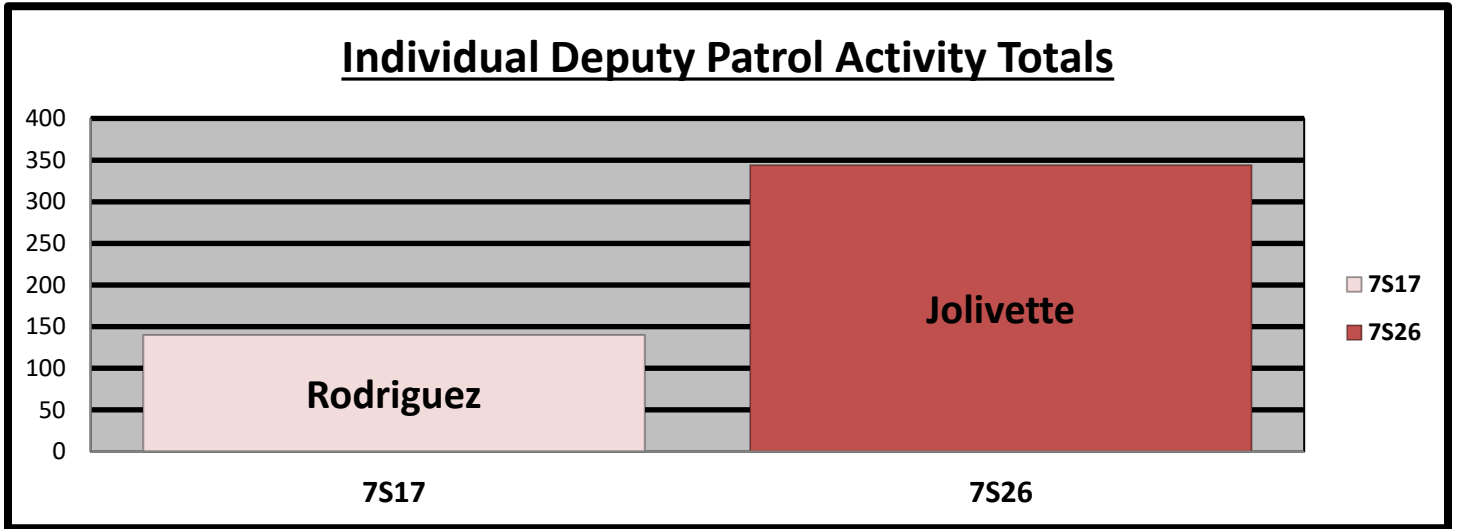
A1. Patrol Activity Percentage:

Percentage of Patrol Activity



- | | | | |
|-------------------------------|------------------------------|----------------------------------|--------------------------------|
| ■ A Citizen Contact | ■ B Patrol Alert | ■ C Security Checks | ■ D Suspicious Person/Vehicle |
| ■ E Traffic Law Enforcement | ■ F Offense/Incident Reports | ■ G Vacation Watch | ■ H Open Door / Window |
| ■ I Assist Contract Citizen | ■ J Welfare Check / Med. | ■ K Traffic Initiative | ■ L Traffic Hazard |
| ■ M Animal Humane | ■ N Alarms | ■ O Mental Cases (171) | ■ P Disturbance |
| ■ Q Criminal Investigation | ■ R Follow-up Investigation | ■ S Criminal Mischief | ■ T Burglary Residence/Vehicle |
| ■ U Theft / Theft of Business | ■ V Citizen Assaulted | ■ W Robbery of an Individual | ■ X Trespass Warning |
| ■ Y Major/Minor Crash | ■ Z Child Custody Disputes | ■ AA Assist The Officer (Pct. 7) | ■ BB Runaway Missing Persons |
| ■ CC Assisted LEA | ■ DD Solicitors | ■ EE Meeting/Event/Ct. | |

B. Patrol Activity by Braeburn Valley West Personnel:

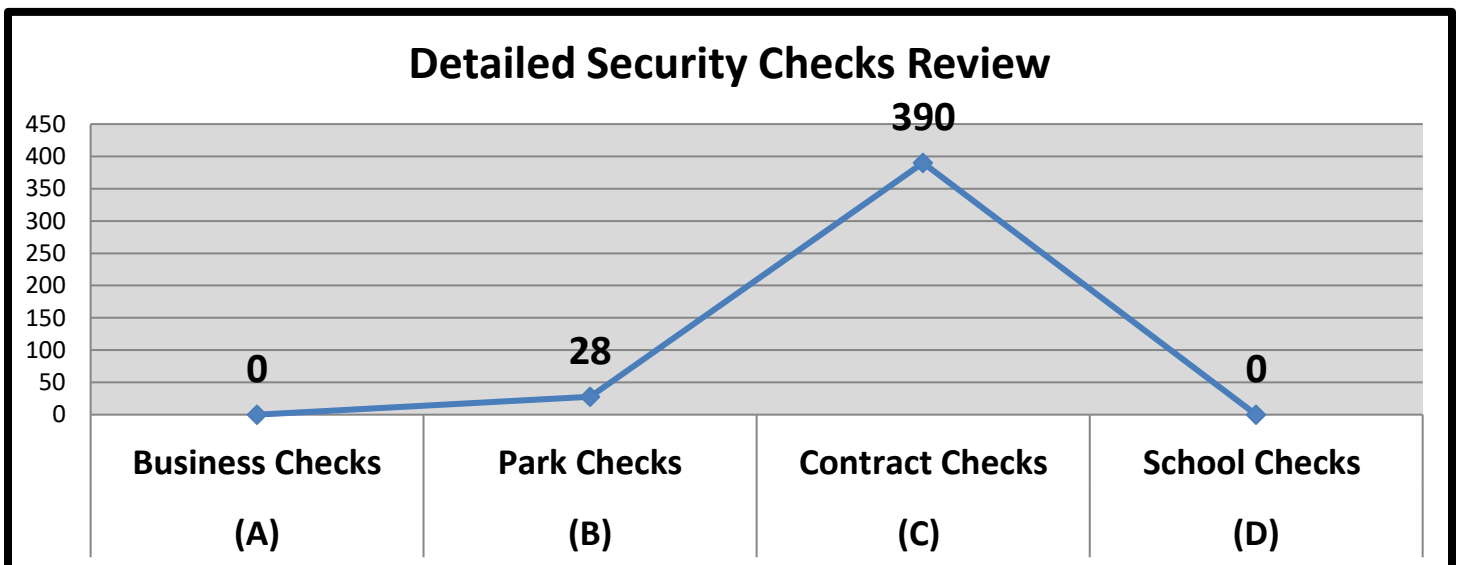


C. Security Checks Monthly Total:

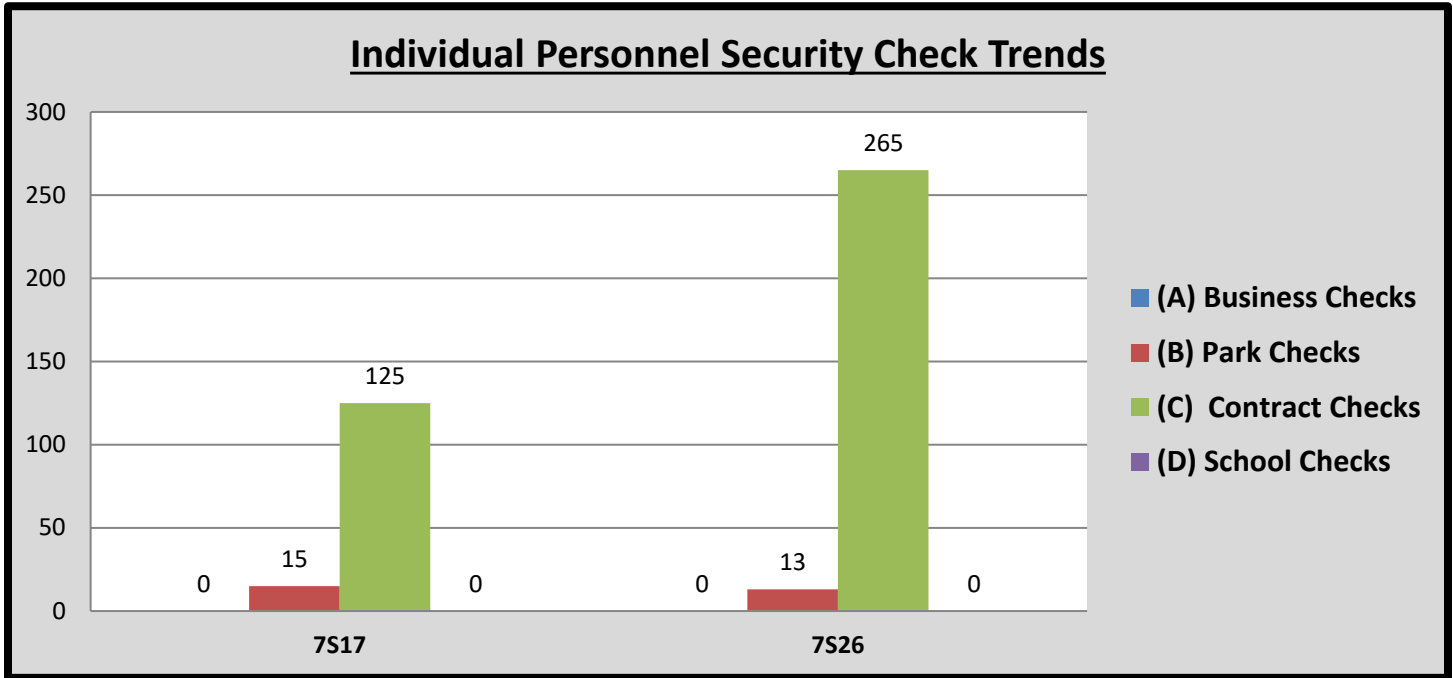
0418

* (A)	Security Checks	7S17	7S26	TOT	AVER	%
(A)	Business Checks	0	0	0	0.0	0%
(B)	Park Checks	15	13	28	14.0	7%
(C)	Contract Checks	125	265	390	195.0	93%
(D)	Plaza Checks	0	0	0	0.0	0%
(E)	<i>Totals</i>	140	278	418	209.0	100%

D. Detailed Security Checks Monthly:



E. Individual Personnel Security Check Trends:



F. CIT/MHO Dispositions Monthly Total:

000

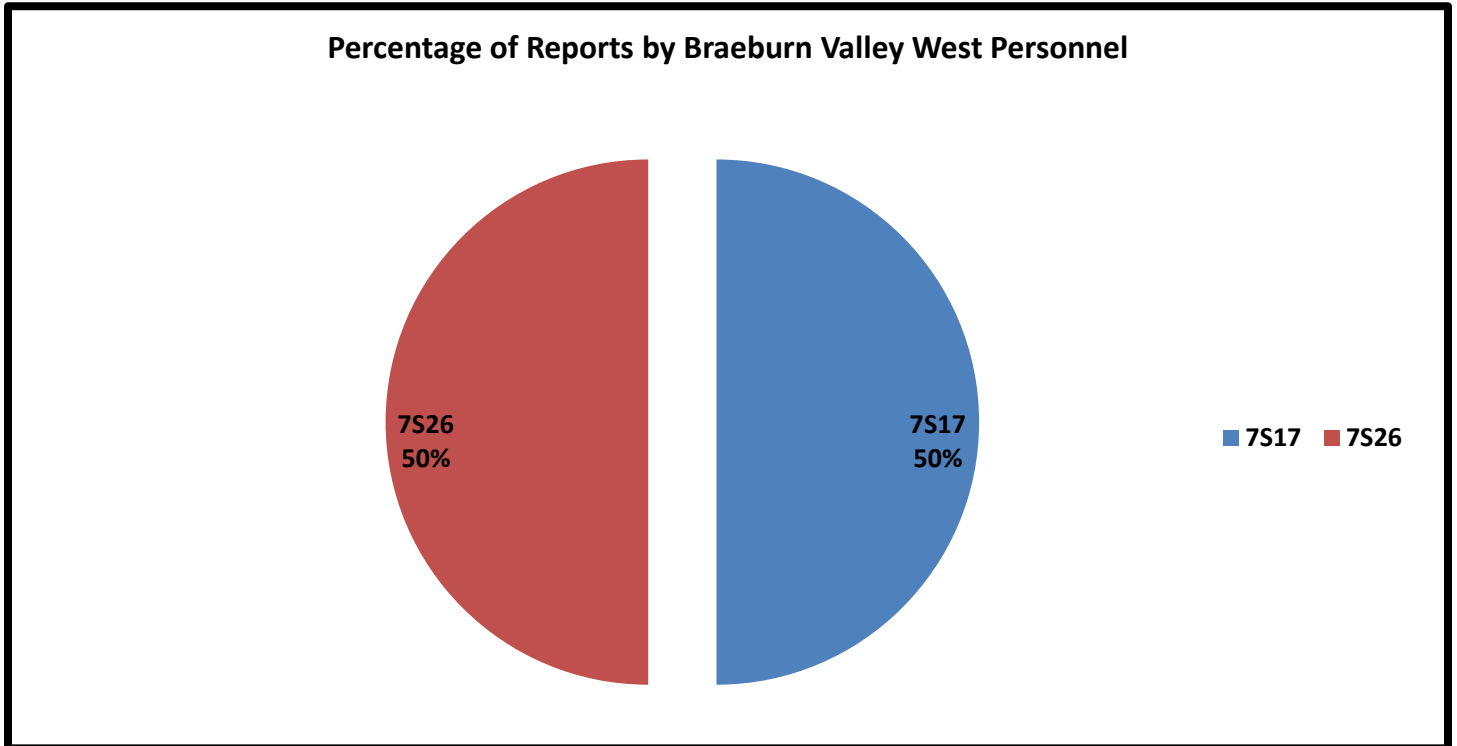
*	<i>C.I.T. Dispositions</i>	7S17	7S26	TOT	AVER	%
(A)	CIT/MHO Outside Referral	0	0	0	0.0	#DIV/0!
(B)	CIT/MHO Transport	0	0	0	0.0	#DIV/0!
(C)	CIT/MHO CIT Contact	0	0	0	0.0	#DIV/0!
(D)	CIT/MHO Arrest	0	0	0	0.0	#DIV/0!
(E)	<i>Totals</i>	0	0	0	0.0	#DIV/0!

G. Offense/Incident Reports Monthly Total:

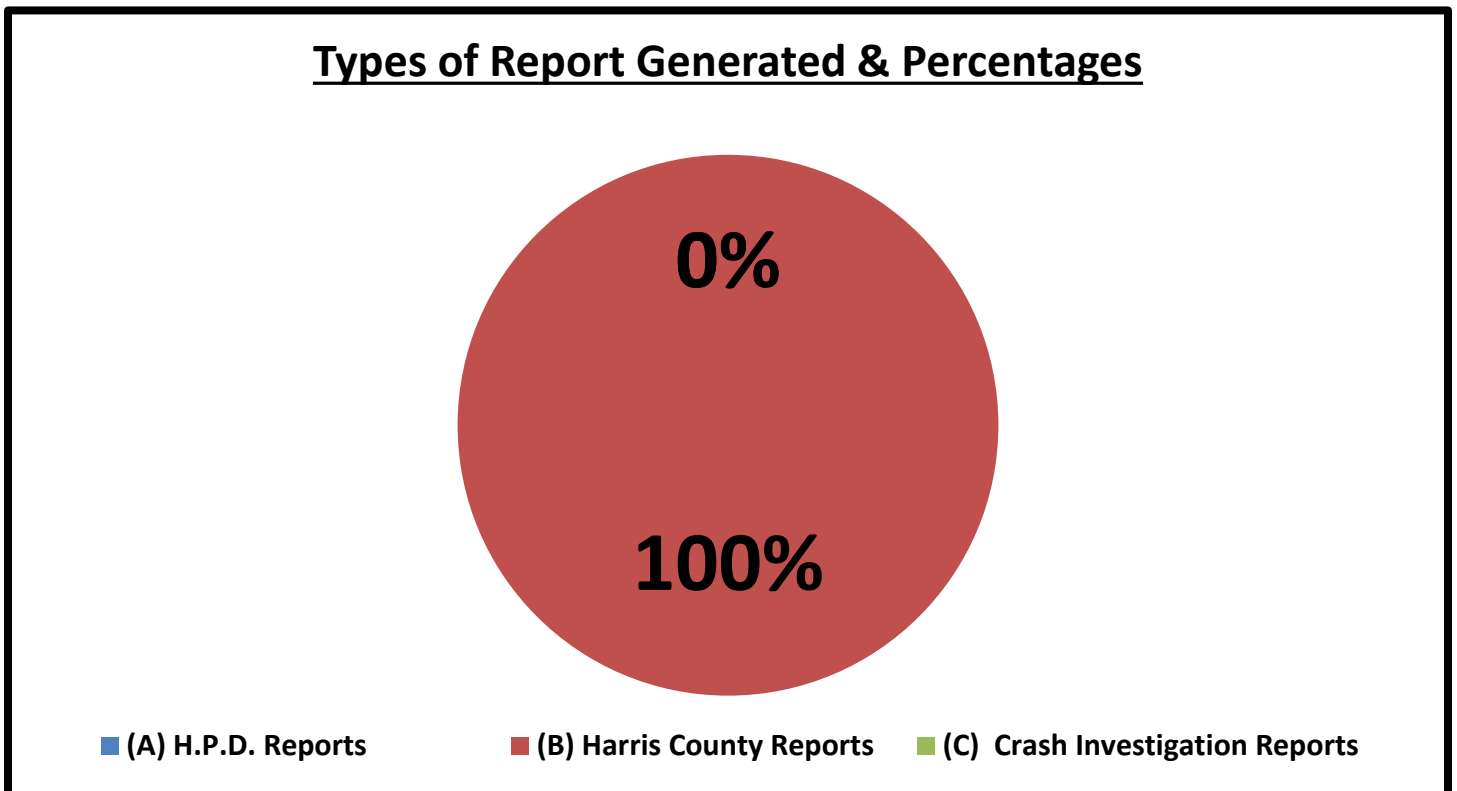
006

*	<i>Offense/Incident Reports</i>	7S17	7S26	TOT	AVER	%
(A)	H.P.D. Reports	0	0	0	0.0	0%
(B)	Harris County Reports	3	3	6	3.0	100%
(C)	Crash Investigation Reports	0	0	0	0.0	0%
(D)	<i>Totals</i>	3	3	6	3.0	100%

H. Report Generation Percentages:



I. Percentages:

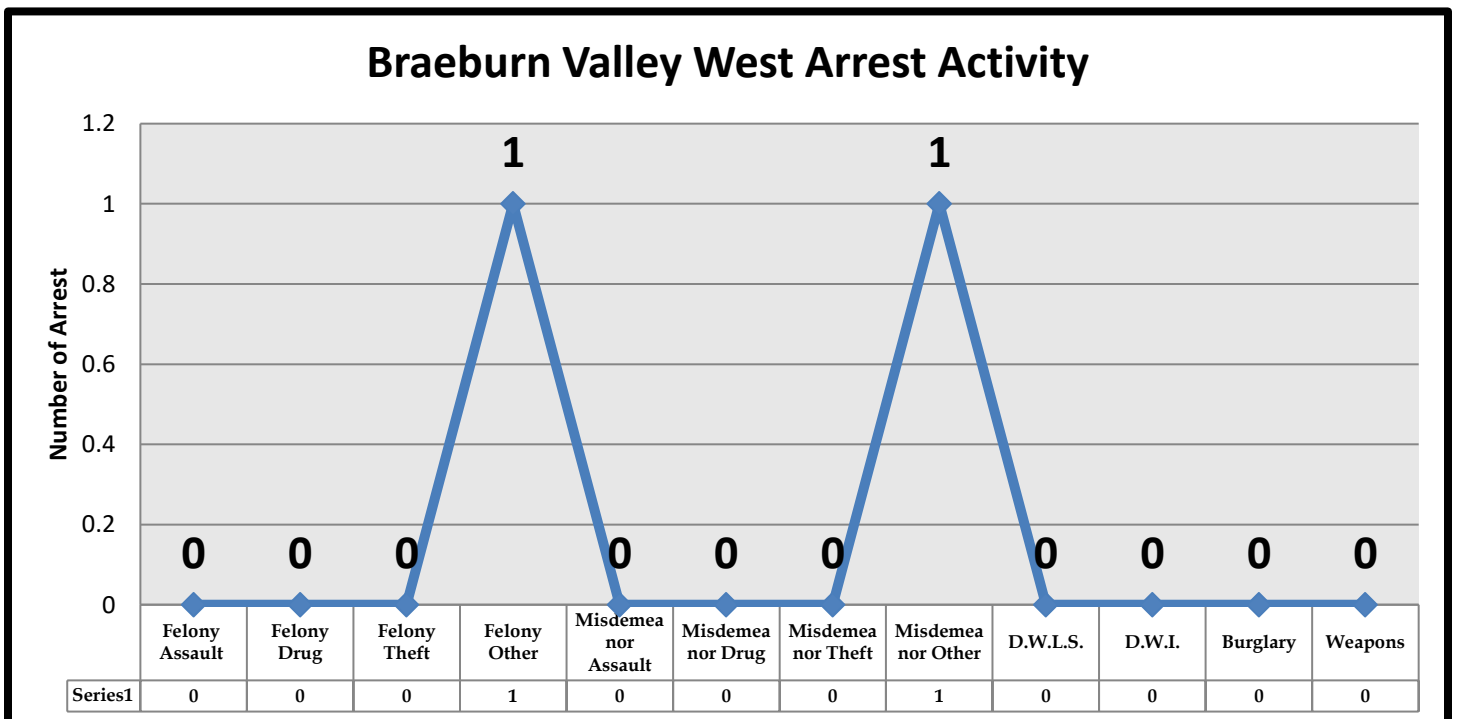


J. Types of Criminal Arrests Monthly Total:

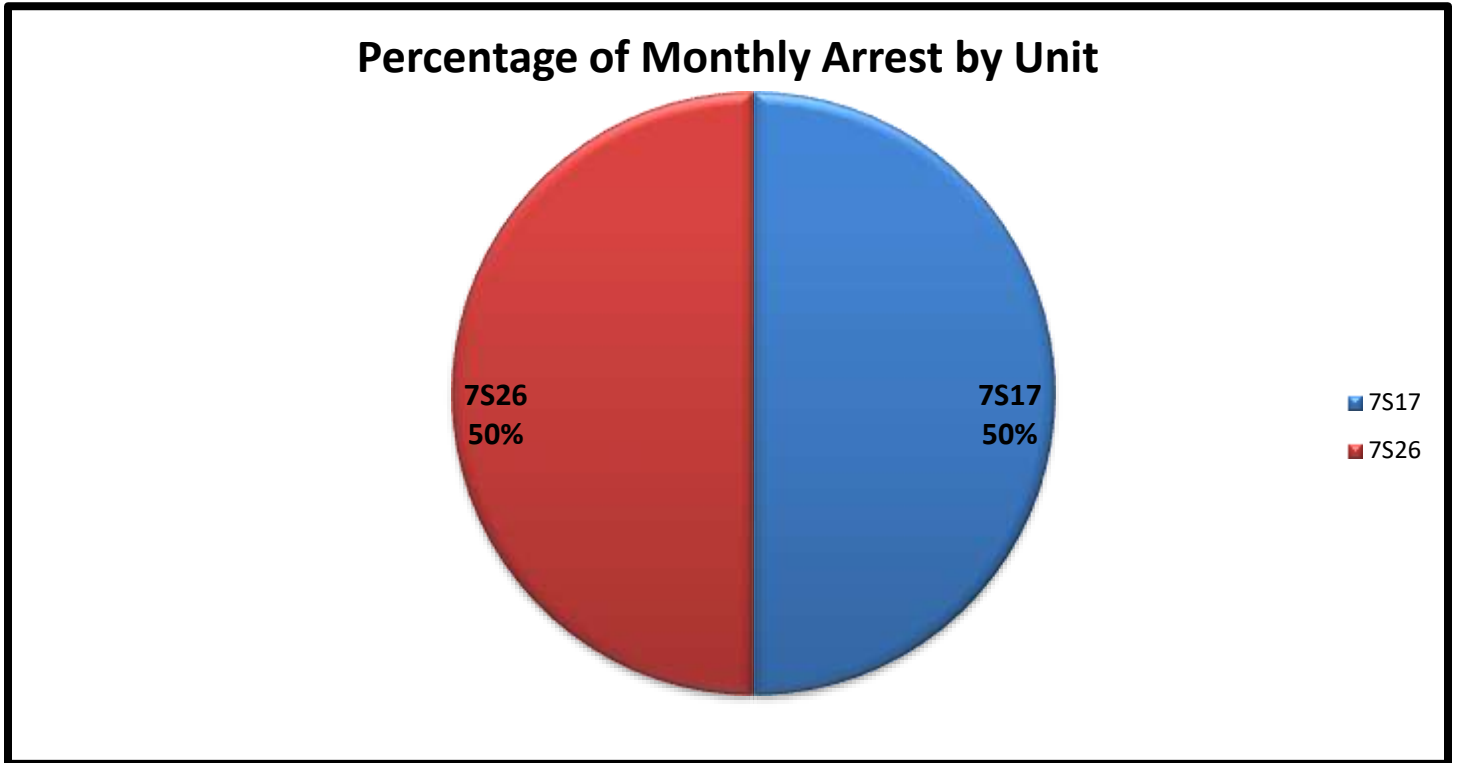
002

*	Types of Criminal Arrests	7S17	7S26	TOT	AVER	%
A	Felony Assault	0	0	0	0.0	0%
B	Felony Drug	0	0	0	0.0	0%
C	Felony Theft	0	0	0	0.0	0%
D	Felony Other	0	1	1	0.5	50%
E	Misdemeanor Assault	0	0	0	0.0	0%
F	Misdemeanor Drug	0	0	0	0.0	0%
G	Misdemeanor Theft	0	0	0	0.0	0%
H	Misdemeanor Other	1	0	1	0.5	50%
I	D.W.L.S.	0	0	0	0.0	0%
J	D.W.I.	0	0	0	0.0	0%
K	Burglary	0	0	0	0.0	0%
L	Weapons	0	0	0	0.0	0%
M	<i>Totals</i>	1	1	2	1.0	100%

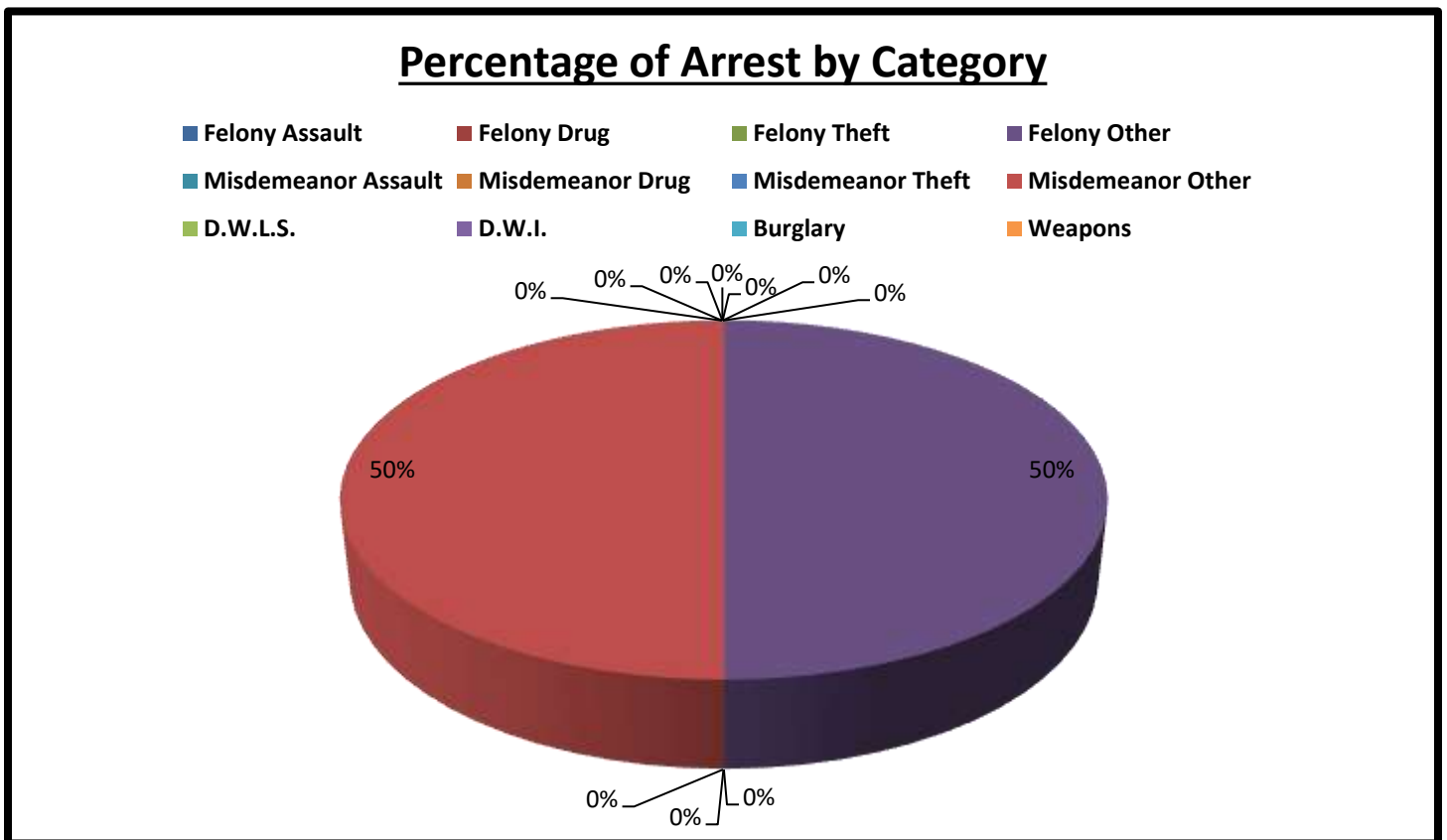
K. Types of Criminal Arrests Monthly Total:



L. Types of Criminal Arrests Monthly Total:



M. Types of Criminal Arrests Monthly Total:



N. Executed Warrant Monthly Total:

001

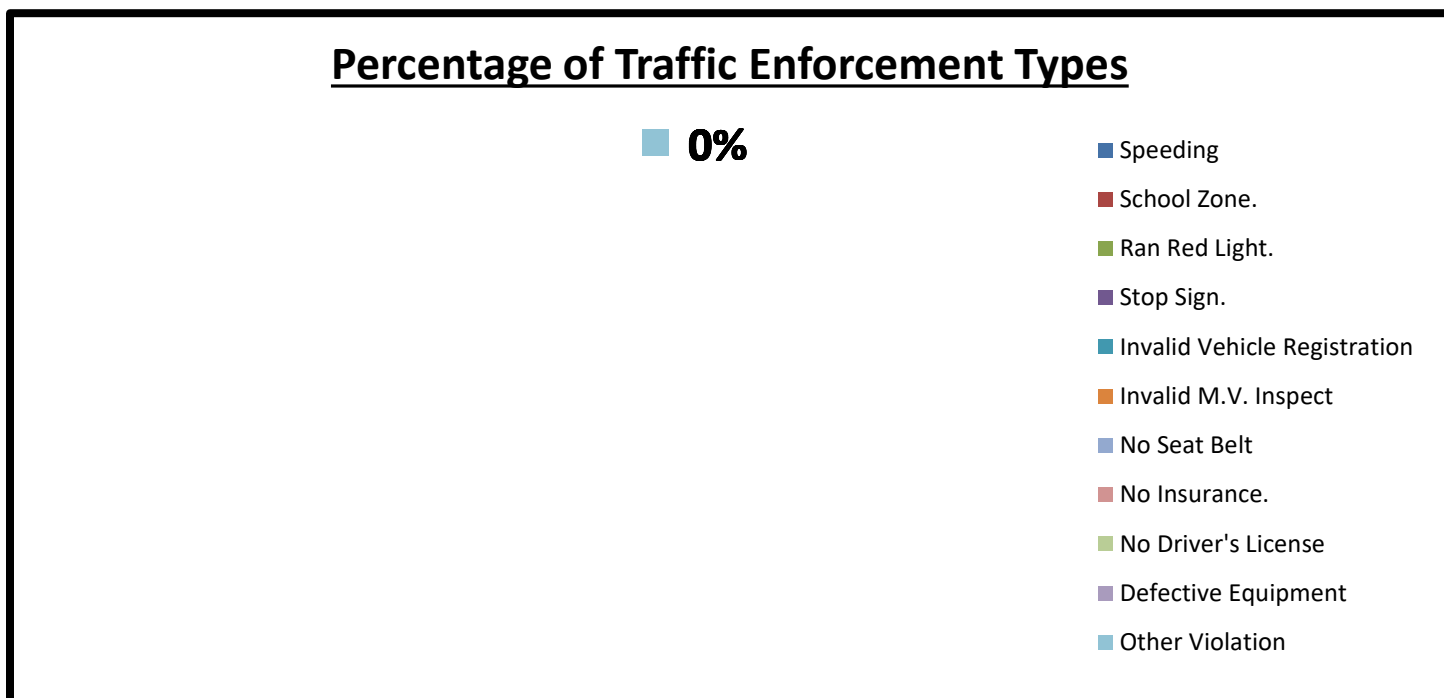
*	<i>Executed Warrants</i>	7S17	7S26	TOT	AVER	%
(A)	Felony Warrants	0	1	1	0.5	100%
(B)	Misdemeanor Warrants	0	0	0	0.0	0%
(C)	<i>Totals</i>	0	1	1	0.5	100%

O. Traffic Law Enforcement Total:

004

*	<i>Traffic Enforcement</i>	7S17	7S26	TOT	AVER	%
A	Speeding	0	0	0	0.0	#DIV/0!
B	School Zone.	0	0	0	0.0	#DIV/0!
C	Ran Red Light.	0	0	0	0.0	#DIV/0!
D	Stop Sign.	0	0	0	0.0	#DIV/0!
E	Invalid Vehicle Registration	0	0	0	0.0	#DIV/0!
F	Invalid M.V. Inspect	0	0	0	0.0	#DIV/0!
G	No Seat Belt	0	0	0	0.0	#DIV/0!
H	No Insurance.	0	0	0	0.0	#DIV/0!
I	No Driver's License	0	0	0	0.0	#DIV/0!
J	Defective Equipment	0	0	0	0.0	#DIV/0!
K	Other Violation	0	0	0	0.0	#DIV/0!
L	Written Warnings	0	0	0	0.0	0%
M	Verbal Warning	0	4	4	2.0	100%
N	Citation	0	0	0	0.0	0%
O	Total Violations	0	4	4	2.0	100%

P. Traffic Law Enforcement Total:



Q. Citations vs. Warnings Monthly Total:

004

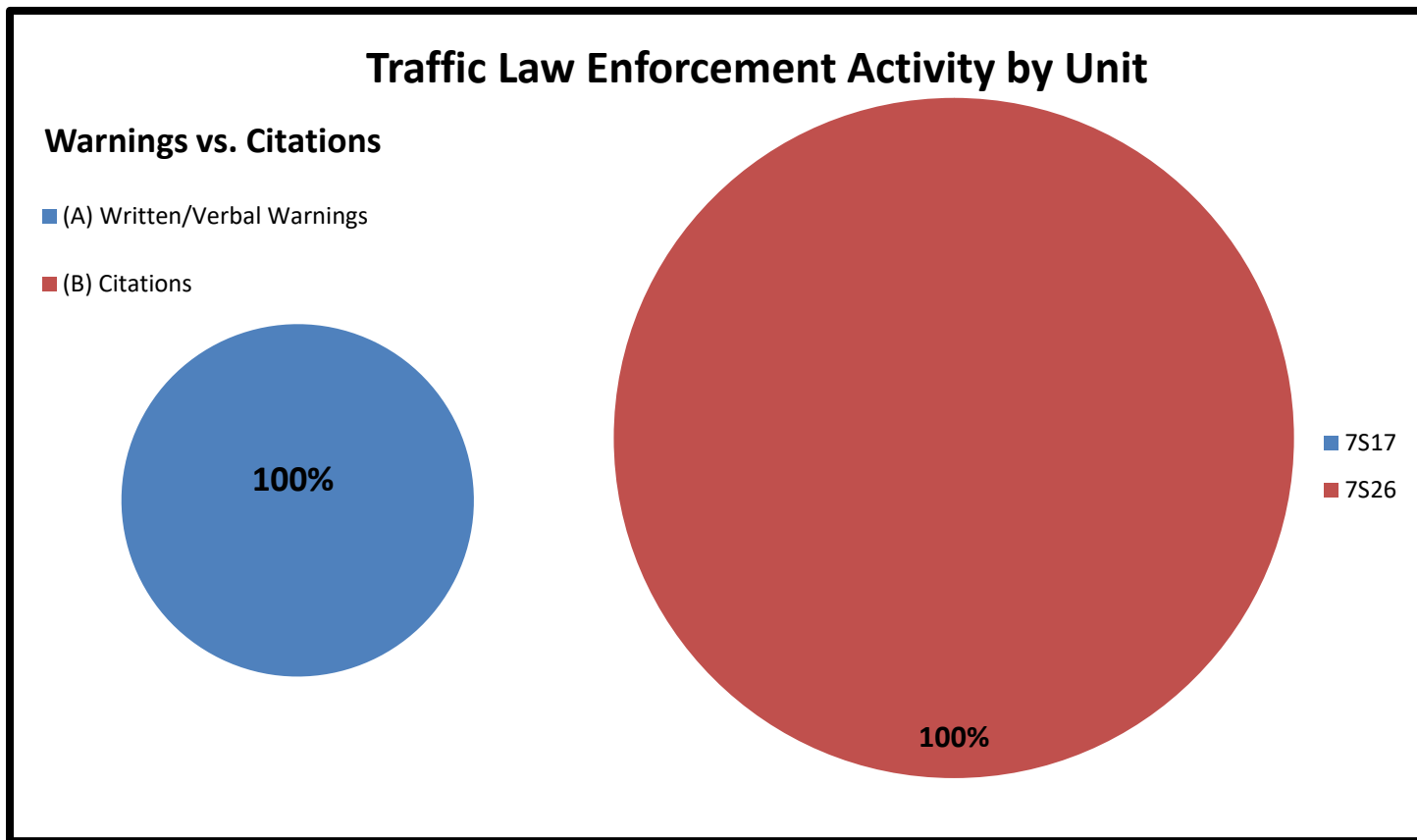
*	<i>Warnings vs. Citations</i>	7S17	7S26		TOT	AVER	%	
(A)	Written/Verbal Warnings	0	4			4	2.0	100%
(B)	Citations	0	0			0	0.0	0%
(C)	<i>Totals</i>	0	4			4	2.0	100%

R. Sources of Calls for Service Monthly Total:

484

*	<i>Sources of Calls for Service</i>	7S17	7S26		TOT	AVER	%	
(A)	On View	0	188			188	94.0	39%
(B)	Dispatched	14	28			42	21.0	9%
(C)	Self-Initiated	126	128			254	127.0	52%
(D)	<i>Totals</i>	140	344		484	242.0	100%	

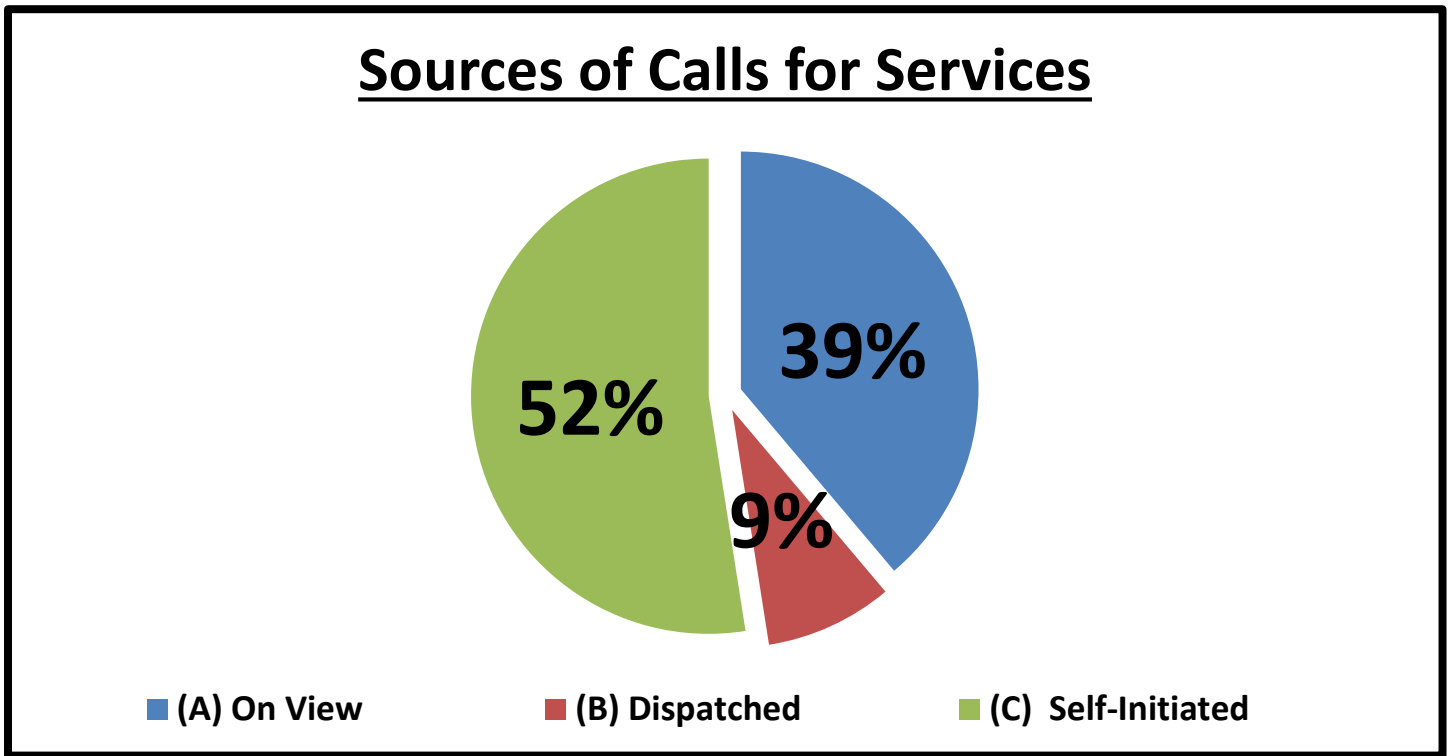
S. Sources of Calls for Service Percentages:



T. Sources of Calls for Service Percentages:

*	<i>Sources of Calls for Service</i>	7S17	7S26		TOT	AVER
(A)	On View	0%	55%		39%	0.2
(B)	Dispatched	10%	8%		9%	0.0
(C)	Self-Initiated	90%	37%		52%	0.3
(D)	<i>Totals</i>	100%	100%		100%	0.5

U. Sources of Calls for Service Percentages:



V. Free Reserve Personnel Time Utilized in Contract Monthly Total: 000

*	<i>Free Reserve Personnel Time</i>	7S17	7S26		TOT	AVER	%
(A)	<i>Totals</i>	0	0		0	0.0	#DIV/0!

W. Monthly Productivity Analysis Report (M.P.A.R.) - Executive Summary:

*	Unit	7S17	7S26		TOT	AVER
1	Patrol Activity	140	344		484	242.0
2	Security Checks	140	278		418	209.0
3	C.I.T. Interactions	0	0		0	0.0
4	Offense/Incident Reports	3	3		6	3.0
*	<i>Total Service Calls</i>	283	625		908	454.0
1	Criminal Arrests	1	1		2	1.0
2	Citations Issued	0	0		0	0.0
3	Written & Verbal Warnings	0	4		4	2.0
*	<i>Enforcement Service Calls</i>	1	5		6	3.0
*	<i>Total Hours</i>	160	160		320	160.0
1	Sick Time Used	0	0		0	0.0
2	Vacation Time Used	0	0		0	0.0
3	Training Time Used	0	0		0	0.0
4	Compensatory Time Used	0	0		0	0.0
*	<i>Hours Actually Worked</i>	160	160		320	160.0
*	<i>Unit Productivity Ratio</i>	1.8	3.9		2.9	2.9

X. Mileage Total:

1310

*	Mileage	7S17	7S26		TOT	AVER	%
(A)	<i>Totals</i>	208	1102		1310	655.0	271%

Y. Patrol Alert Submission Report:

*	Received				Subject
00x	Date	Time	Code	Location	
A.					

Z. Incident Summaries:

01.	MAY 03, 2020	1000 HOURS	BMV-SUPPLEMENT		DEPUTY M. RODRIGUEZ	
	DAYSHIFT:	9400 CLARIDGE	BBVW	"M"	HC:	2005-00022
<p>On May 03, 2020, a Sunday, at approximately 1048 hours, while on patrol in the "Braeburn Valley West Contract" Deputy M. Rodriguez was performing routine patrol and law enforcement services when I, (Deputy M. Rodriguez) conducted a follow up investigation for a BMV which already occurred. Deputy collected all pertinent information and provided the Reporting Party with a business card and case number. The patrol activity type is "PAT=R".</p>						

02.	MAY 12, 2020	1100 HOURS	THEFT		DEPUTY M. RODRIGUEZ	
	DAYSHIFT:	9200 VICKIJOHN	BBVW	"M"	HC:	2005-00086
<p>On May 12, 2020, a Tuesday, at approximately 1138 hours, while on patrol in the "Braeburn Valley West Contract" Deputy M. Rodriguez was performing routine patrol and law enforcement services when I, (Deputy M. Rodriguez) was dispatched to a theft which just occurred. Deputy collected all pertinent information and provided the Reporting Party with a business card and case number. The patrol activity type is "PAT=U".</p>						

03.	MAY 16, 2020	18:00 HOURS	WARRANT ARREST		DEPUTY C. JOLIVETTE	
	EVENING SHIFT:	9302 MCAFFEE DR	BBVW	"F"	HC:	2005-00129
<p>On May 16, 2020, a Saturday, at approximately 1811 hours, while on patrol in the "Braeburn Valley West Contract", Deputy C. Jolivette was performing routine patrol and law enforcement services when I (Deputy C. Jolivette) got dispatched to a Suspicious Person call for service. Upon making contact with the subject deputy discovered that after identifying him subject had a felony warrant for a previous pending case (2004-00129). After confirmation of said warrant deputy arrested subject and booked him in Harris County Jail. Report Generated. The patrol activity type is "PAT=D".</p>						

04.	MAY 17, 2020	0900 HOURS	BMV- SUPPLEMENT		DEPUTY M. RODRIGUEZ	
	DAYSHIFT:	9400 CLARIDGE	BBVW	"N/A"	HC:	2005-00022
<p>On May 17, 2020, a Sunday, at approximately 0900 hours, while on patrol in the "Braeburn Valley West Contract" Deputy M. Rodriguez was performing routine patrol and law enforcement services when I, (Deputy M. Rodriguez) filed a "To Be Warrant" on known BMV suspect who was identified after much investigation. The patrol activity type is "PAT=R".</p>						

05.	MAY 23, 2020	23:00 HOURS	BURGLARY OF A VEHICLE		DEPUTY C. JOLIVETTE	
	EVENING SHIFT:	9214 BANKSIDE DR	BBVW	"M"	HC:	2005-00192
<p>On May 23, 2020, a Saturday, at approximately 2332 hours, while on patrol in the "Braeburn Valley West Contract", Deputy C. Jolivette was performing routine patrol and law enforcement services when I (Deputy C. Jolivette) was flagged down by a person wanting to report a burglary of a vehicle that had already occurred 3 days prior to. Upon making contact with the Complainant, the Deputy discovered a theft had occurred by an unknown suspect. Suspect(s) took several power tool items a wallet and identification items. Deputy was unable to retrieve any surveillance video. Latent finger prints were not gathered due to rainy weather over the past few days. Deputy gathered all pertinent information needed to make a report. Deputy will follow up on this case. Report Generated. The patrol activity type is "PAT=T".</p>						

06.	MAY 26, 2020	19:00 HOURS	BURGLARY OF A VEHICLE		DEPUTY C. JOLIVETTE	
	EVENING SHIFT:	9311 MEAUX DR	BBVW	"M"	HC:	2005-00209
	<p>On May 26, 2020, a Tuesday, at approximately 1946 hours, while on patrol in the "Braeburn Valley West Contract", Deputy C. Jolivette was performing routine patrol and law enforcement services when I (Deputy C. Jolivette) got dispatched to a Burglary of a Vehicle that had already occurred. Upon making contact with the Complainant, the Deputy discovered a theft had occurred by an unknown suspect. Deputy attempted and was able to retrieve surveillance video from reportee's security surveillance system. Suspect was seen in the video entering and exiting reportee's vehicle with reportee's power tools. Latent finger prints were pulled from reportee's vehicle in order to ID suspect. Deputy gathered all pertinent information needed to make a report. Deputy will follow up on this case. Report Generated. The patrol activity type is "PAT=T".</p>					

Sergeant Jon Meek

Sergeant Jon Meek
 Neighborhood Patrol Division, First Line Supervisor
 Harris County Constable's Office of Precinct 713-643-6602