



**MAY WALKER**, CONSTABLE  
PRECINCT SEVEN  
HARRIS COUNTY, TEXAS

MAIN OFFICE  
5300 Griggs Road  
Houston, Texas 77021  
PHONE (713) 643-6602  
FAX (713) 643-3401

**Date: May 13, 2020**

From: Sergeant Odell Haynes  
Contract Sergeant, Field Operations  
Harris County Constable's Office of Precinct "7"

To: Midtown Management District  
Public Safety Committee & Midtown Management Board of Directors

Subject: April Monthly Productivity Analysis Report  
Enclosure: **MPAR – April 2020**  
Distribution: Executive Command Staff & Board of Directors & Management Company

The purpose of this "**Monthly Productivity Analysis Report**" (M.P.A.R.) is to provide the executive command staff with the appropriate data to analyze the productivity of assigned personnel and their shifts' activities to allow for the validation of individual and divisional performance evaluations. With regard to the specific contents of the report, there are 18 distinctive component parts of this report. These components are enumerated below:

- |  |   |
|--|---|
| 01. Patrol Activity Details                | 10. Traffic Enforcement Report                |
| 02. Patrol Activity Analytical Summary     | 11. Trends & Percentages of Traffic           |
| 03. Patrol Activity Percentages & Trends   | 12. Citation & Warning Issuance Review        |
| 04. Security Checks Report                 | 13. Call for Service Report ( <i>C.F.S.</i> ) |
| 05. Security Checks Percentages & Trends   | 14. Trends & Percentages for <i>C.F.S.</i>    |
| 06. Crisis Intervention Disposition Report | 15. Overtime Report (service at no Cost)      |
| 07. Offense/Incident Generation Report     | 16. Reserve Deputy Use (at no Cost)           |
| 08. Criminal Arrest Types Report           | 17. Incident Summarization                    |
| 09. Warrant Execution Report               | 18. Hotspot Report Data Review                |

A cursory analysis of the statistical data from this report should be demonstrative of the quality of performance of this agency in realizing the contractual obligations and the overall achievement of the goals and objectives of this Agency and the Contract Division.

**2002** total miles were driven, and the shift responded to **582** total service calls and conducted **000** crash investigations. The shift issued **00** traffic citations, made **00** arrests and handled **006** enforcement service-related calls.

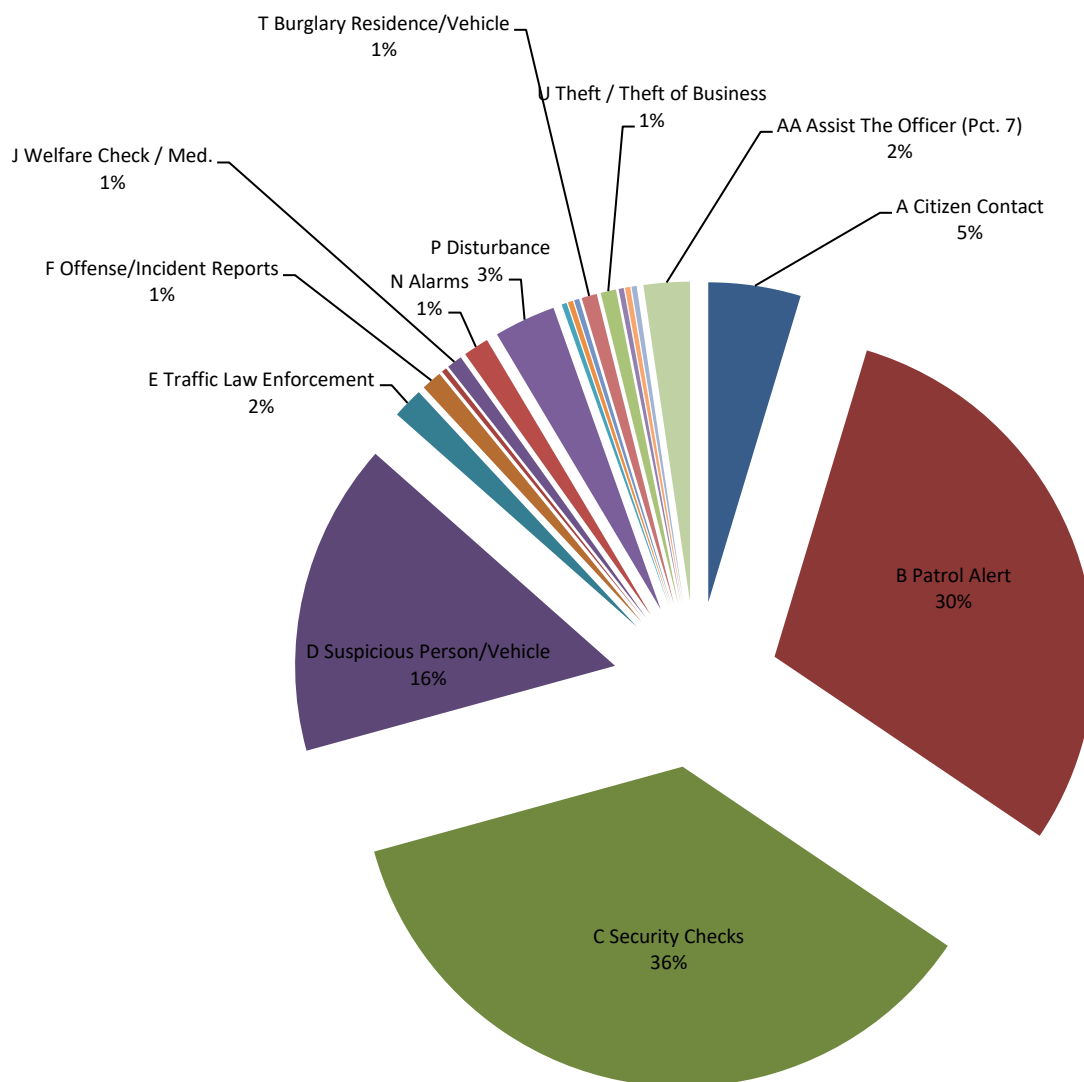
# A. Patrol Activity Monthly Total:

**0386**

*	Patrol Activity Types	87S12	7S14	7S24	7S34	TOT	AVER	%
A	Citizen Contact	3	2	8	5	18	3.6	5%
B	Patrol Alert	0	31	0	84	115	23.0	30%
C	Security Checks	35	69	26	10	140	28.0	36%
D	Suspicious Person/Vehicle	12	21	15	13	61	12.2	16%
E	Traffic Law Enforcement	0	1	0	5	6	1.2	2%
F	Offense/Incident Reports	1	2	1	0	4	0.8	1%
G	Vacation Watch	0	0	0	0	0	0.0	0%
H	Open Door / Window	0	1	0	0	1	0.2	0%
I	Assist Contract Citizen	0	0	0	0	0	0.0	0%
J	Welfare Check / Med.	0	1	1	1	3	0.6	1%
K	Traffic Initiative	0	0	0	0	0	0.0	0%
L	Traffic Hazard	0	0	0	0	0	0.0	0%
M	Animal Humane	0	0	0	0	0	0.0	0%
N	Alarms	1	2	2	0	5	1.0	1%
O	Mental Cases (171)	0	0	0	0	0	0.0	0%
P	Disturbance	4	6	2	0	12	2.4	3%
Q	Criminal Investigation	0	0	1	0	1	0.2	0%
R	Follow-up Investigation	0	1	0	0	1	0.2	0%
S	Criminal Mischief	0	0	1	0	1	0.2	0%
T	Burglary Residence/Vehicle	0	3	0	0	3	0.6	1%
U	Theft / Theft of Business	0	3	0	0	3	0.6	1%
V	Citizen Assaulted	0	1	0	0	1	0.2	0%
W	Robbery of an Individual	0	0	0	0	0	0.0	0%
X	Trespass Warning	0	1	0	0	1	0.2	0%
Y	Major/Minor Crash	0	1	0	0	1	0.2	0%
Z	Child Custody Disputes	0	0	0	0	0	0.0	0%
AA	Assist The Officer (Pct. 7)	0	3	5	1	9	1.8	2%
BB	Runaway Missing Persons	0	0	0	0	0	0.0	0%
CC	Assisted LEA	0	0	0	0	0	0.0	0%
DD	Solicitors	0	0	0	0	0	0.0	0%
EE	Meeting/Event/Ct.	0	0	0	0	0	0.0	0%
0								
*	<b>MONTH TOTALS</b>	<b>56</b>	<b>149</b>	<b>62</b>	<b>119</b>	<b>386</b>	<b>77.2</b>	<b>100%</b>

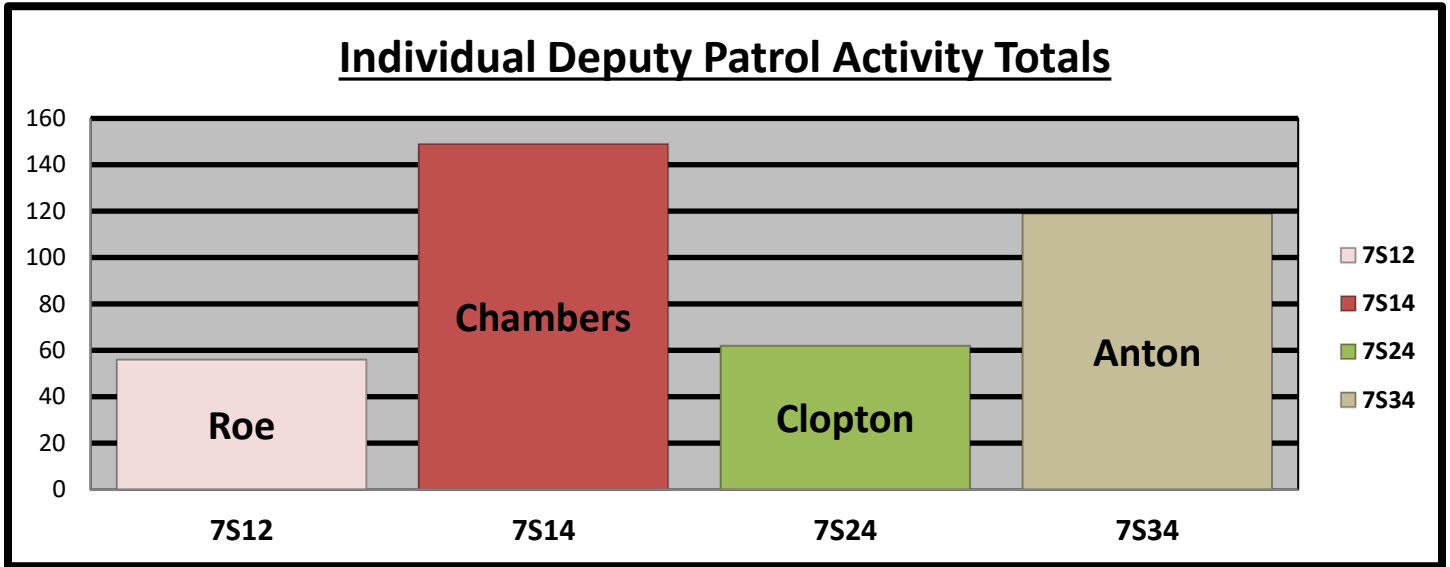
# A1. Patrol Activity Percentage:

## Percentage of Patrol Activity



- |                               |                              |                                  |                                |
|-------------------------------|------------------------------|----------------------------------|--------------------------------|
| ■ A Citizen Contact           | ■ B Patrol Alert             | ■ C Security Checks              | ■ D Suspicious Person/Vehicle  |
| ■ E Traffic Law Enforcement   | ■ F Offense/Incident Reports | ■ G Vacation Watch               | ■ H Open Door / Window         |
| ■ I Assist Contract Citizen   | ■ J Welfare Check / Med.     | ■ K Traffic Initiative           | ■ L Traffic Hazard             |
| ■ M Animal Humane             | ■ N Alarms                   | ■ O Mental Cases (171)           | ■ P Disturbance                |
| ■ Q Criminal Investigation    | ■ R Follow-up Investigation  | ■ S Criminal Mischief            | ■ T Burglary Residence/Vehicle |
| ■ U Theft / Theft of Business | ■ V Citizen Assaulted        | ■ W Robbery of an Individual     | ■ X Trespass Warning           |
| ■ Y Major/Minor Crash         | ■ Z Child Custody Disputes   | ■ AA Assist The Officer (Pct. 7) | ■ BB Runaway Missing Persons   |
| ■ CC Assisted LEA             | ■ DD Solicitors              | ■ EE Meeting/Event/Ct.           |                                |

**B. Patrol Activity by Midtown Management District Personnel:**

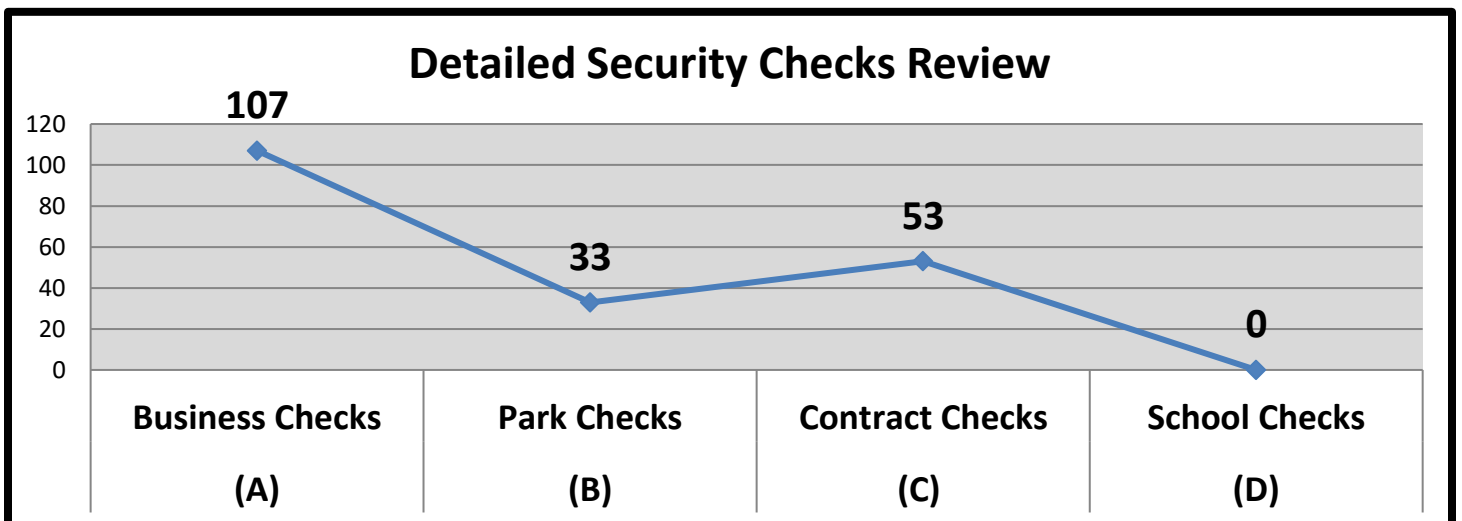


**C. Security Checks Monthly Total:**

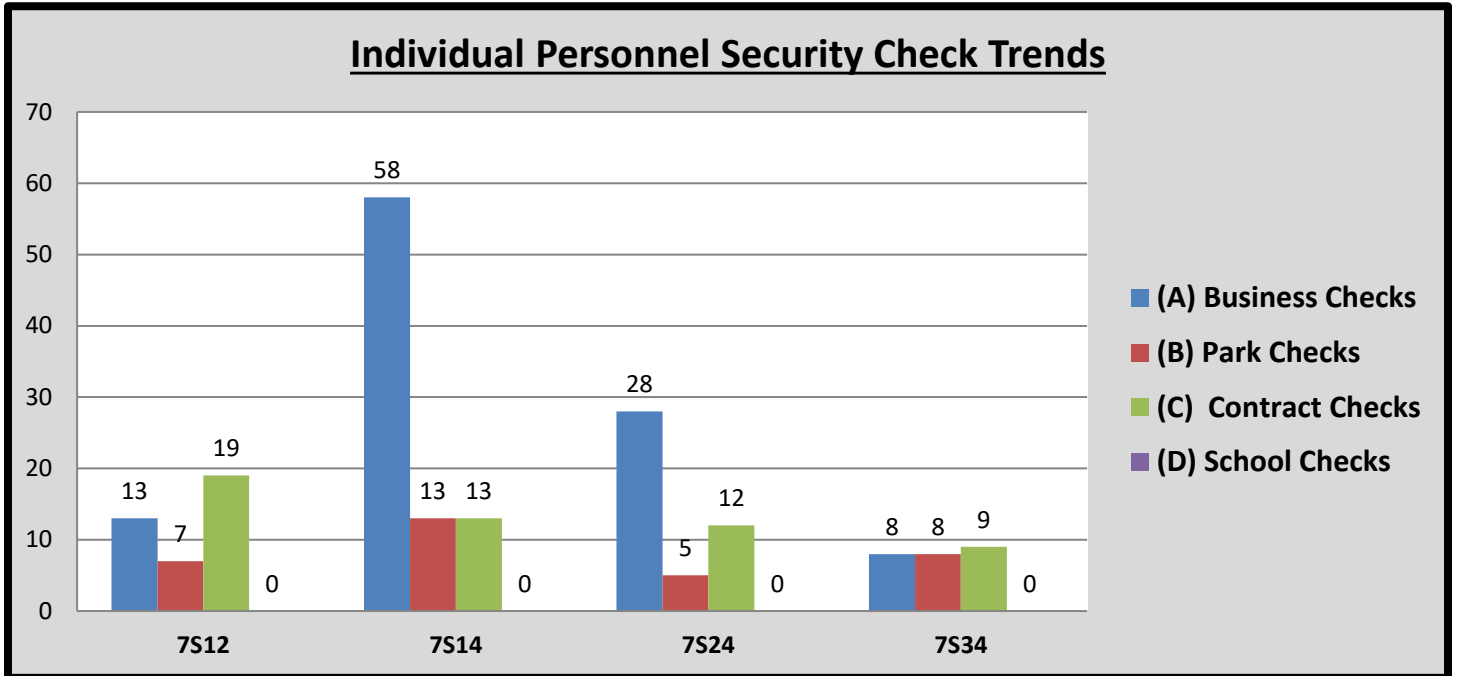
**193**

*	Security Checks	7S12	7S14	7S24	7S34	TOT	AVER	%
(A)	Business Checks	13	58	28	8	107	21.4	55%
(B)	Park Checks	7	13	5	8	33	6.6	17%
(C)	Contract Checks	19	13	12	9	53	10.6	27%
(D)	School Checks	0	0	0	0	0	0.0	0%
(E)	<i>Totals</i>	39	84	45	25	193	38.6	100%

**D. Detailed Security Checks Monthly:**



**E. Individual Personnel Security Check Trends:**



**F. CIT/MHO Dispositions Monthly Total:**

**000**

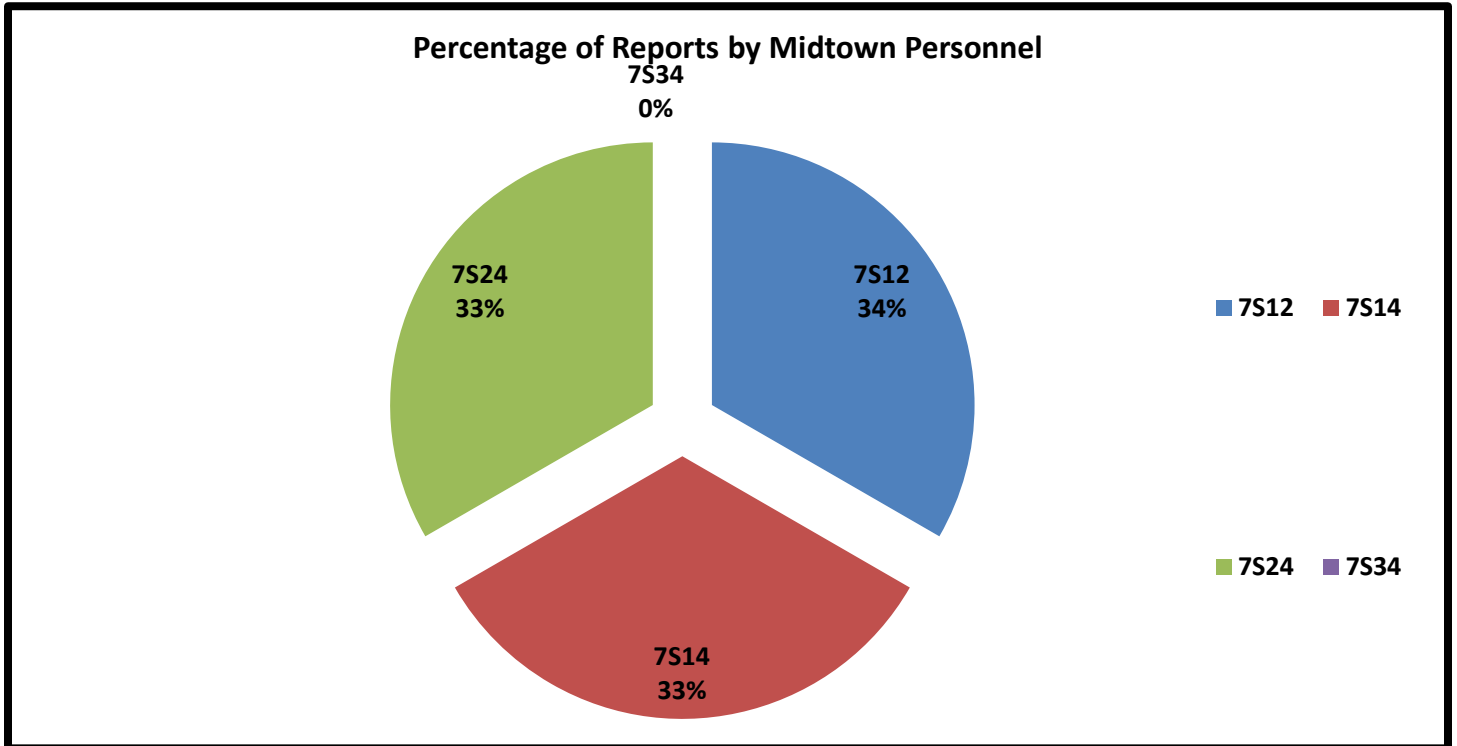
*	C.I.T. Dispositions	87S12	7S14	7S24	7S34	TOT	AVER	%
(A)	CIT/MHO Outside Referral	0	0	0	0	0	0.0	#DIV/0!
(B)	CIT/MHO Transport	0	0	0	0	0	0.0	#DIV/0!
(C)	CIT/MHO CIT Contact	0	0	0	0	0	0.0	#DIV/0!
(D)	CIT/MHO Arrest	0	0	0	0	0	0.0	#DIV/0!
(E)	<i>Totals</i>	0	0	0	0	0	0.0	#DIV/0!

**G. Offense/Incident Reports Monthly Total:**

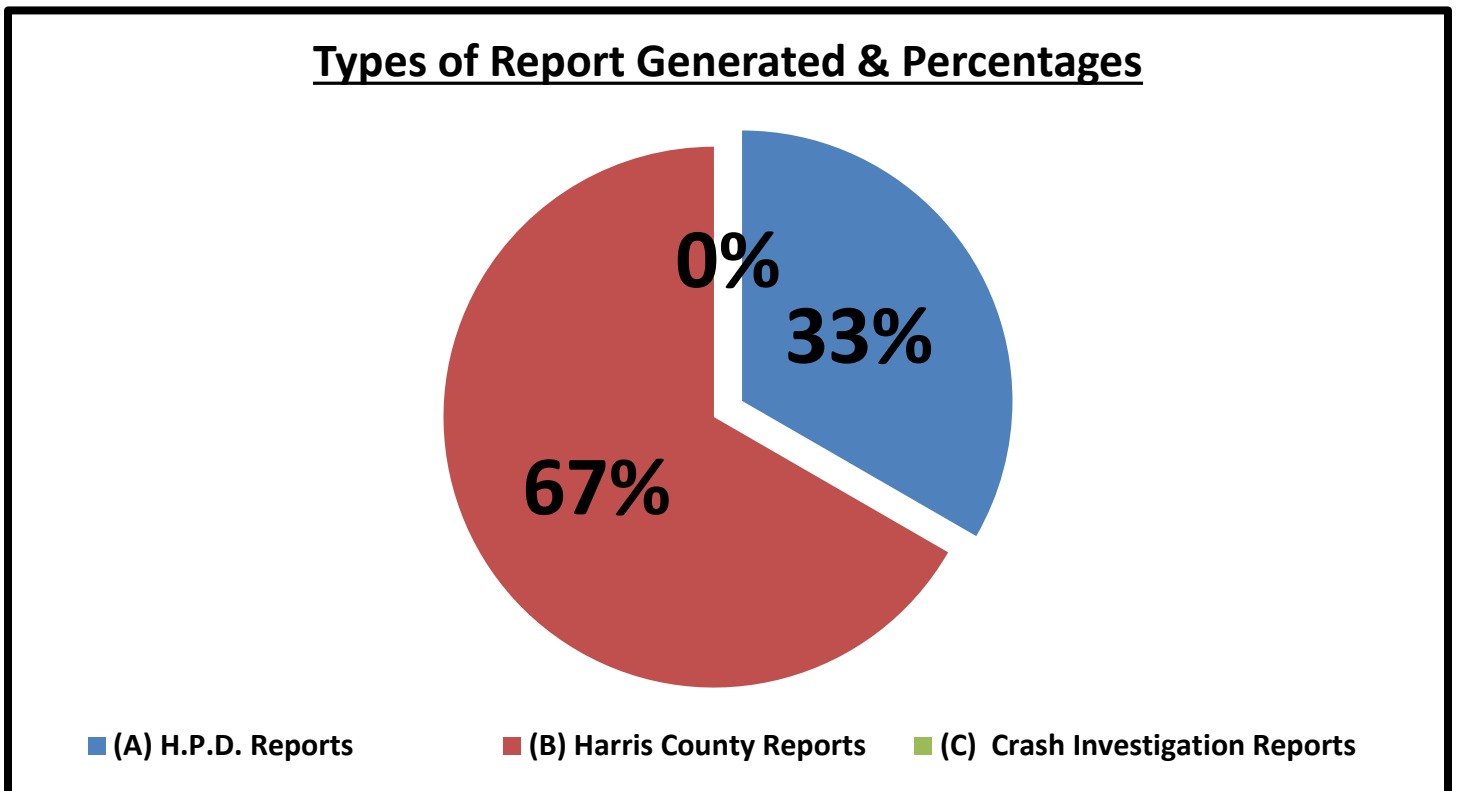
**003**

*	Offense/Incident Reports	87S12	7S14	7S24	7S34	TOT	AVER	%
(A)	H.P.D. Reports	0	1	0	0	1	0.2	33%
(B)	Harris County Reports	1	0	1	0	2	0.4	67%
(C)	Crash Investigation Reports	0	0	0	0	0	0.0	0%
(D)	<i>Totals</i>	1	1	1	0	3	0.6	100%

## H. Report Generation Percentages:



## I. Percentages:

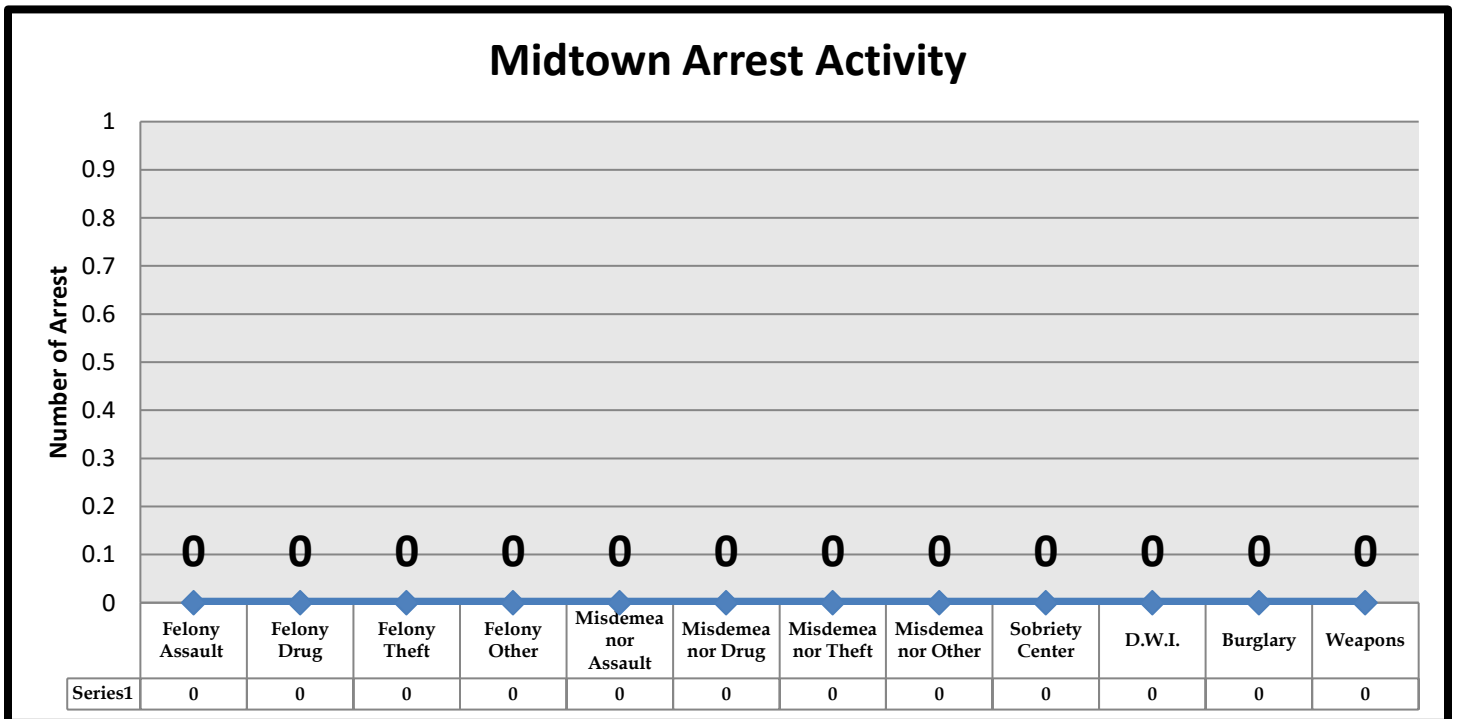


**J. Types of Criminal Arrests Monthly Total:**

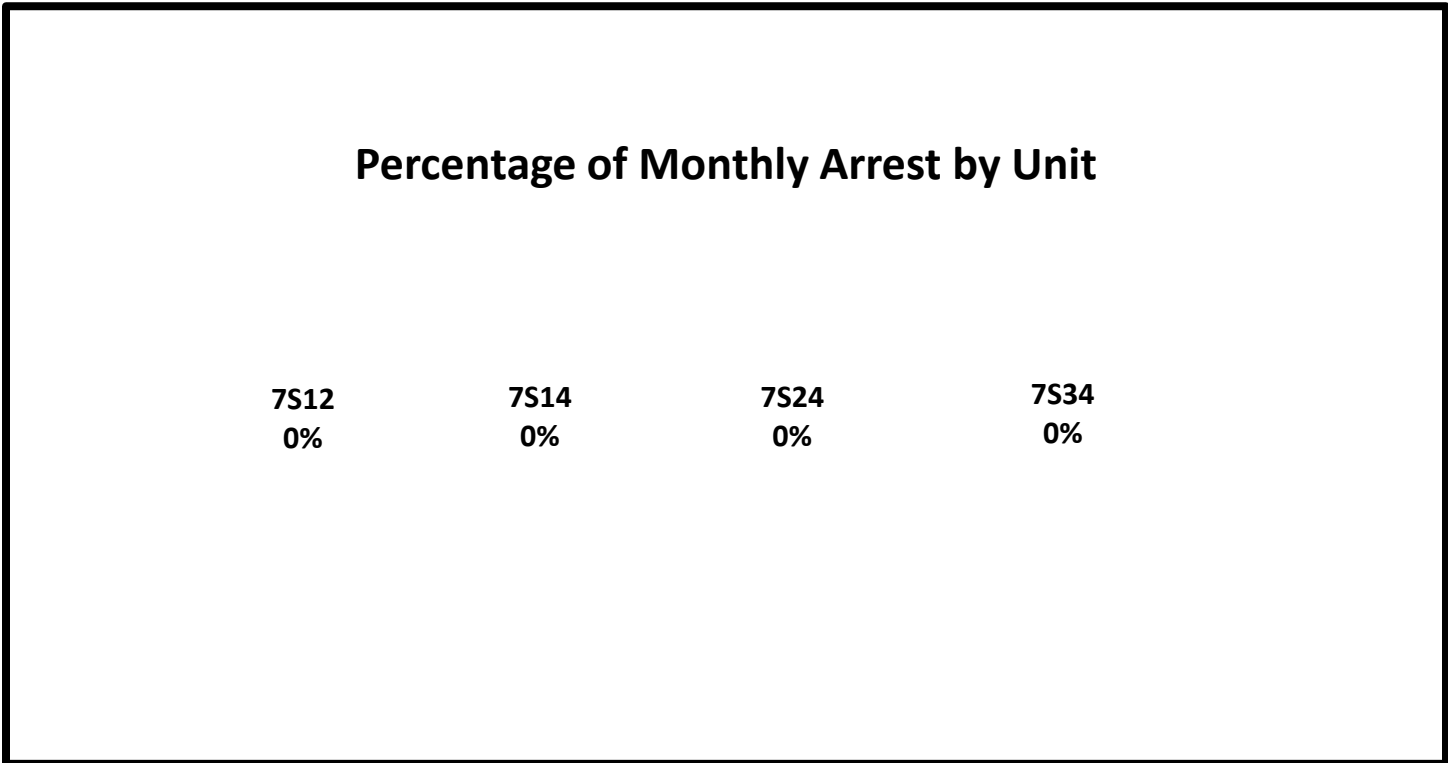
**000**

*	Types of Criminal Arrests	87S12	7S14	7S24	7S34	TOT	AVER	%
A	Felony Assault	0	0	0	0	0	0.0	#DIV/0!
B	Felony Drug	0	0	0	0	0	0.0	#DIV/0!
C	Felony Theft	0	0	0	0	0	0.0	#DIV/0!
D	Felony Other	0	0	0	0	0	0.0	#DIV/0!
E	Misdemeanor Assault	0	0	0	0	0	0.0	#DIV/0!
F	Misdemeanor Drug	0	0	0	0	0	0.0	#DIV/0!
G	Misdemeanor Theft	0	0	0	0	0	0.0	#DIV/0!
H	Misdemeanor Other	0	0	0	0	0	0.0	#DIV/0!
I	Sobriety Center	0	0	0	0	0	0.0	#DIV/0!
J	D.W.I.	0	0	0	0	0	0.0	#DIV/0!
K	Burglary	0	0	0	0	0	0.0	#DIV/0!
L	Weapons	0	0	0	0	0	0.0	#DIV/0!
M	<i>Totals</i>	0	0	0	0	0	0.0	#DIV/0!

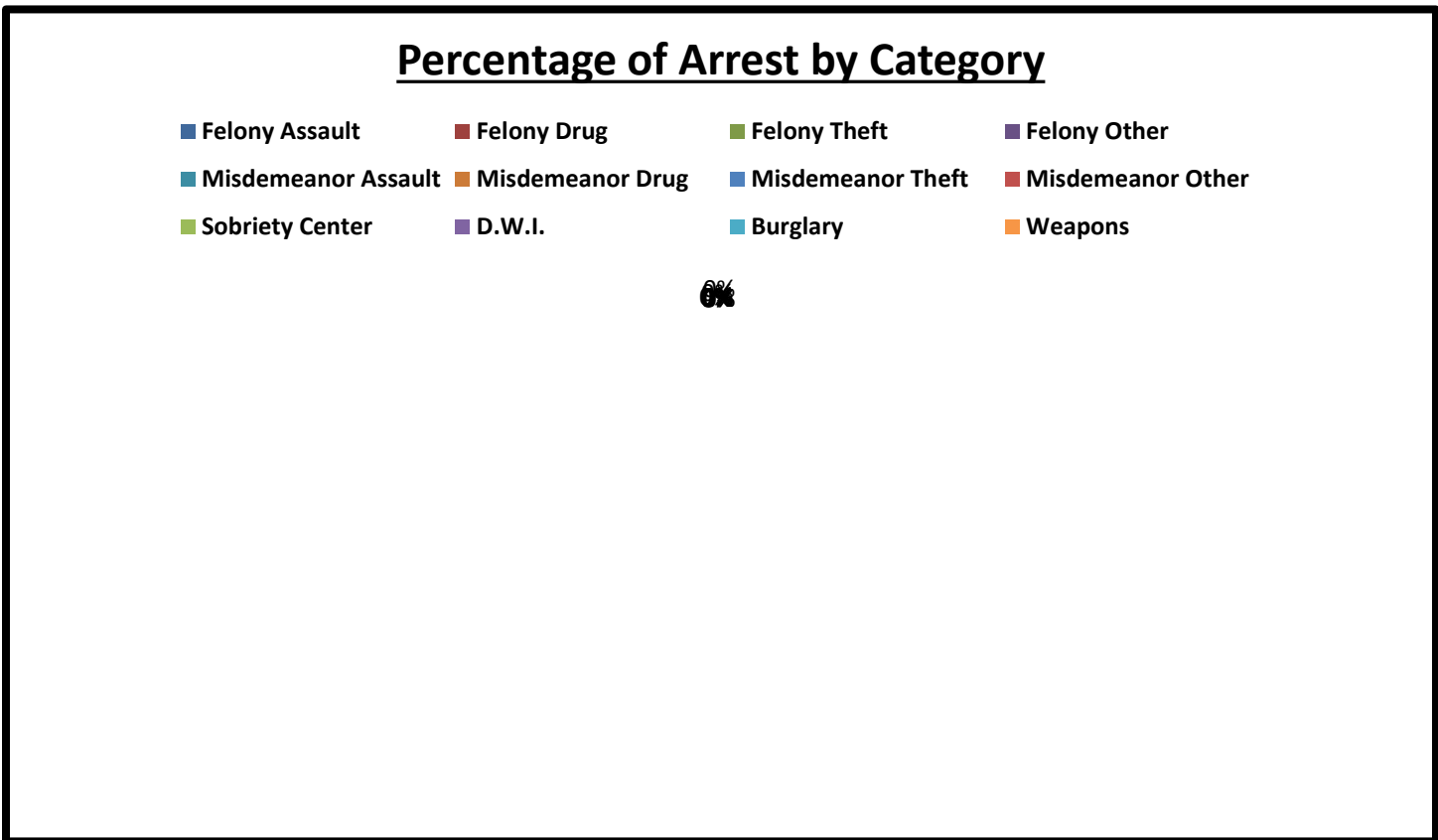
**K. Types of Criminal Arrests Monthly Total:**



**L. Types of Criminal Arrests Monthly Total:**



**M. Types of Criminal Arrests Monthly Total:**





## N. Executed Warrant Monthly Total:

000

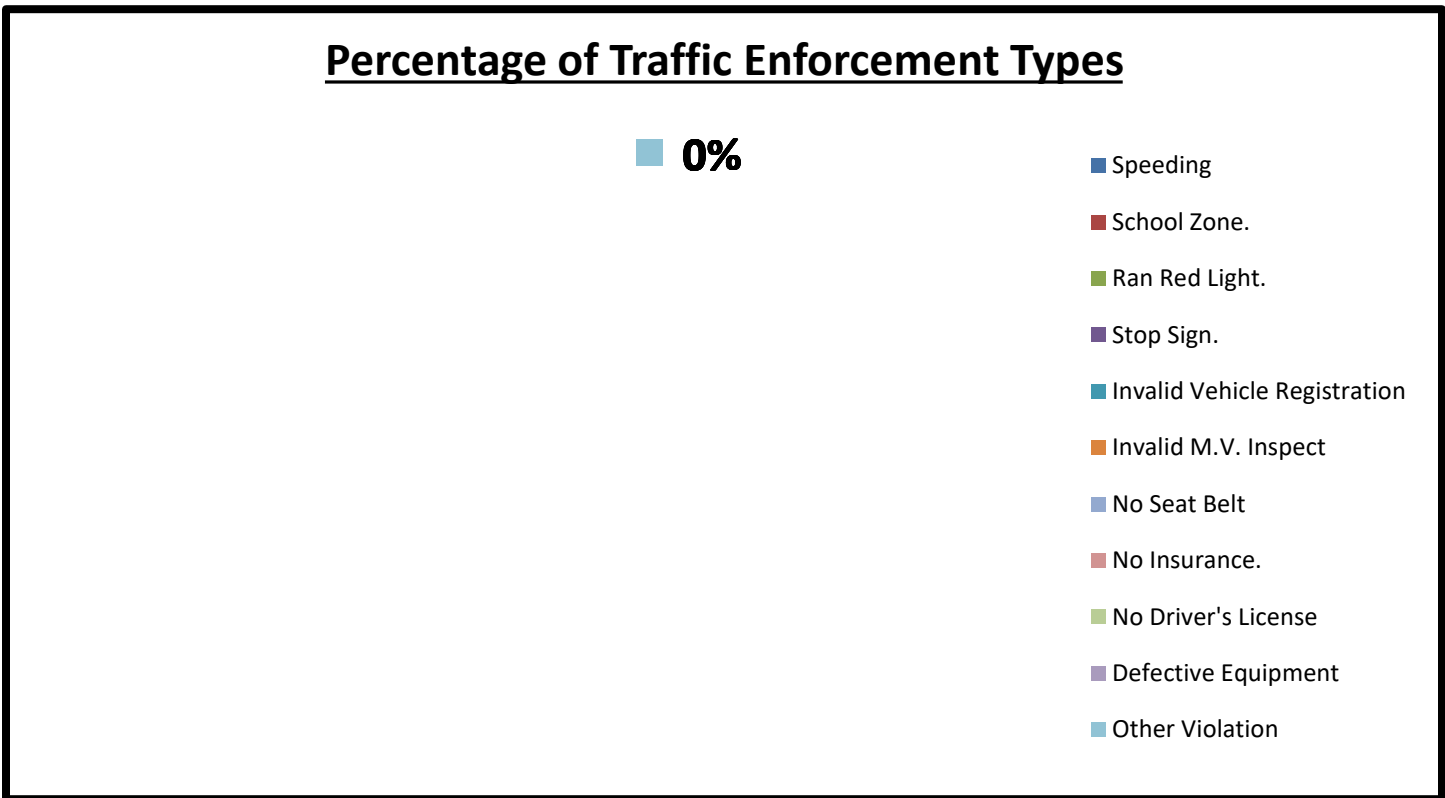
*	Executed Warrants	87S12	7S14	7S24	7S34	TOT	AVER	%
(A)	Felony Warrants	0	0	0	0	0	0.0	#DIV/0!
(B)	Misdemeanor Warrants	0	0	0	0	0	0.0	#DIV/0!
(C)	Totals	0	0	0	0	0	0.0	#DIV/0!

## O. Traffic Law Enforcement Total:

006

*	Traffic Enforcement	7S12	7S14	7S24	7S34	TOT	AVER	%
A	Speeding	0	0	0	0	0	0.0	#DIV/0!
B	School Zone.	0	0	0	0	0	0.0	#DIV/0!
C	Ran Red Light.	0	0	0	0	0	0.0	#DIV/0!
D	Stop Sign.	0	0	0	0	0	0.0	#DIV/0!
E	Invalid Vehicle Registration	0	0	0	0	0	0.0	#DIV/0!
F	Invalid M.V. Inspect	0	0	0	0	0	0.0	#DIV/0!
G	No Seat Belt	0	0	0	0	0	0.0	#DIV/0!
H	No Insurance.	0	0	0	0	0	0.0	#DIV/0!
I	No Driver's License	0	0	0	0	0	0.0	#DIV/0!
J	Defective Equipment	0	0	0	0	0	0.0	#DIV/0!
K	Other Violation	0	0	0	0	0	0.0	#DIV/0!
L	Written Warnings	0	0	0	0	0	0.0	0%
M	Verbal Warning	1	0	0	5	6	1.2	100%
N	Citation	0	0	0	0	0	0.0	0%
O	Total Violations	1	0	0	5	6	1.2	100%

**P. Traffic Law Enforcement Total:**



**Q. Citations vs. Warnings Monthly Total:**

**006**

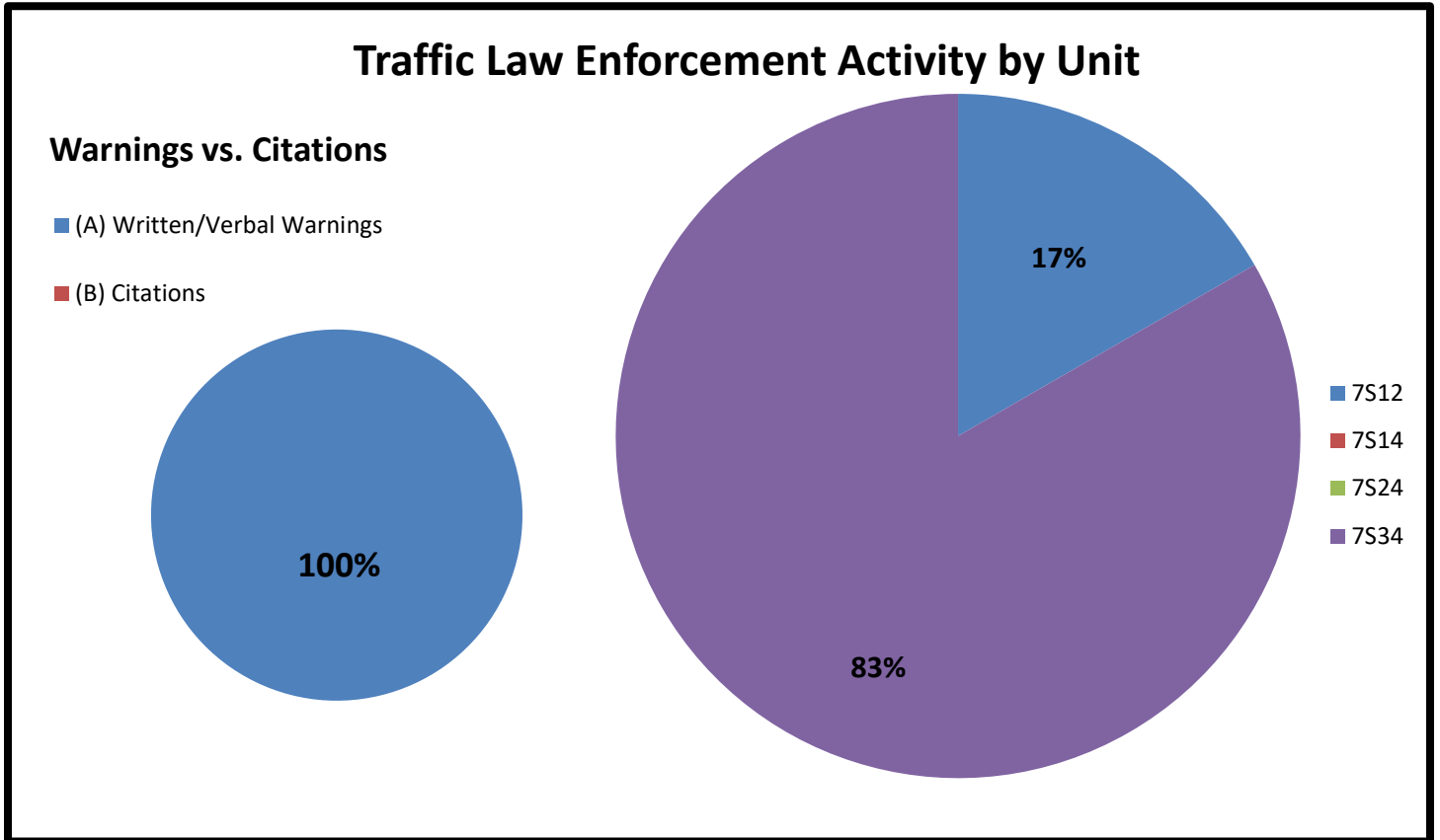
*	<i>Warnings vs. Citations</i>	7S12	7S14	7S24	7S34	TOT	AVER	%
(A)	Written/Verbal Warnings	1	0	0	5	6	1.2	100%
(B)	Citations	0	0	0	0	0	0.0	0%
(C)	<i>Totals</i>	1	0	0	5	6	1.2	100%

**R. Sources of Calls for Service Monthly Total:**

**0384**

<i>Sources of Calls for Service</i>	7S12	7S14	7S24	7S34	TOT	AVER	%	
On View	0	0	4	0	4	0.8	1%	
Dispatched	2	44	13	2	61	12.2	16%	
Self-Initiated	53	105	44	117	319	63.8	83%	
							0.0	
<i>Totals</i>	55	149	61	119	384	76.8	100%	

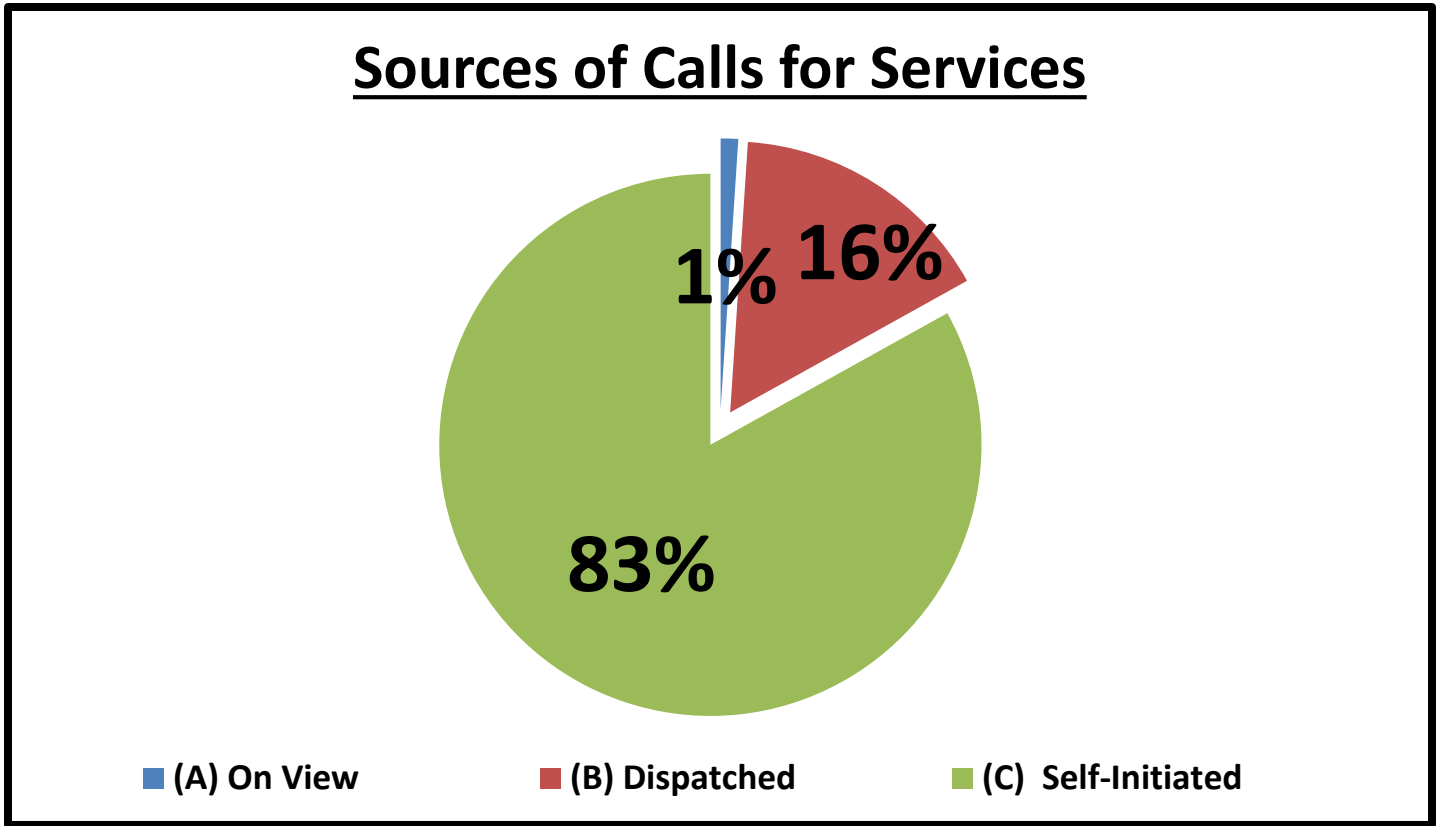
**S. Traffic Law Enforcement Activity Percentages:**



**T. Sources of Calls for Service Percentages:**

*	<i>Sources of Calls for Service</i>	87S12	7S14	7S24	7S34	TOT
(A)	On View	0%	0%	7%	0%	1%
(B)	Dispatched	4%	30%	21%	2%	16%
(C)	Self-Initiated	96%	70%	72%	98%	83%
(D)	<i>Totals</i>	100%	100%	100%	100%	100%

**U. Sources of Calls for Service Percentages:**



**V. Free Reserve Personnel Time Utilized in Contract Monthly Total: 008**

*	Free Reserve Personnel Time	87S12	7S14	7S24	7S34		TOT	AVER	%
(A)	Totals	0	8	0	0		8	1.6	100%

**W. Mileage Total: 2002**

*	Mileage	87S12	7S14	7S24	7S34		TOT	AVER	%
(A)	Totals	245	817	99	841		2002	400.4	519%

## X. Incident Summaries:

01.	APRIL 01 ,2020	1800 HOURS	CRIMINAL MISCHIEF		DEPUTY A. CLOPTON	
	EVENINGSHIFT:	1200 HADLEY	MIDTOWN	"M"	HC:	2004-00010
<p>On April 01, 2020, a <b>Wednesday</b>, at 1834 hours, while on patrol in the "Midtown Contract", Deputy A. Clopton was performing routine patrol and law enforcement services when I (Deputy A. Clopton) was dispatched to suspicious person. One individual was detained for criminal mischief. An information report was generated. The patrol activity type is "PAT=S".</p>						

02.	APRIL 25 ,2020	1300 HOURS	FALSE REPORT		DEPUTY T. ROE	
	DAYSHIFT:	2200 LOUISIANA	MIDTOWN	"M"	HC:	2004-00182
<p>On April 25, 2020, a <b>Saturday</b>, at 1300 hours, while on patrol in the "Midtown Contract", Deputy T. Roe was performing routine patrol and law enforcement services when I (Deputy T. Roe) was dispatched to the listed location in regards to checking by with Houston Police Department in regards to a customer being struck by a vehicle in the parking lot. After further investigation one report was taken and the victim was treated on the scene of the accident. The patrol activity type is "PAT=Y".</p>						

03.	APRIL 28 ,2020	1300 HOURS	BURGLARY OF A VEHICLE		DEPUTY A. CHAMBERS	
	DAYSHIFT:	2200 LOUISIANA	MIDTOWN	"M"	HPD:	055647-20
<p>On April 28, 2020, a <b>Tuesday</b>, at 1306 hours, while on patrol in the "Midtown Contract", Deputy A. Chambers was performing routine patrol and law enforcement services when I (Deputy A. Chambers) was dispatched to 2200 block of Louisiana in reference to a burglary of a vehicle. Deputy spoke with complainant who advised that their vehicle was burglarized. I was able to view video footage and observed a male burglarizing her vehicle. I was unable to get a vehicle license plate and any subject information. The patrol activity type is "PAT=T".</p>						

## Sergeant Odell Haynes

Sergeant Odell Haynes

Contract Sergeant, Field Operations

Harris County Constable's Office of Precinct "7"

713-643-6602 OR 832-788-1013