



MAY WALKER, CONSTABLE
PRECINCT SEVEN
HARRIS COUNTY, TEXAS

MAIN OFFICE
5300 Griggs Road
Houston, Texas 77021
PHONE (713) 643-6602
FAX (713) 643-3401

Date: May 3, 2020

From: Sergeant Ashton Johnson-Hall
Neighborhood Patrol Division, First Line Supervisor
Harris County Constable's Office of Precinct "7"

To: Property Owners Association
Board of Directors & Management Company

Subject: April Monthly Productivity Analysis Report
Enclosure: **MPAR – April 2020**
Distribution: Executive Command Staff & Board of Directors & Management Company

The purpose of this "**Monthly Productivity Analysis Report**" (M.P.A.R.) is to provide the executive command staff with the appropriate data to analyze the productivity of assigned personnel and their shifts' activities to allow for the validation of individual and divisional performance evaluations. With regard to the specific contents of the report, there are 18 distinctive component parts of this report. These components are enumerated below:

- | | |
|--|---|
| 01. Patrol Activity Details | 10. Traffic Enforcement Report |
| 02. Patrol Activity Analytical Summary | 11. Trends & Percentages of Traffic |
| 03. Patrol Activity Percentages & Trends | 12. Citation & Warning Issuance Review |
| 04. Security Checks Report | 13. Call for Service Report (<i>C.F.S.</i>) |
| 05. Security Checks Percentages & Trends | 14. Trends & Percentages for <i>C.F.S.</i> |
| 06. Crisis Intervention Disposition Report | 15. Overtime Report (service at no Cost) |
| 07. Offense/Incident Generation Report | 16. Reserve Deputy Use (at no Cost) |
| 08. Criminal Arrest Types Report | 17. Incident Summarization |
| 09. Warrant Execution Report | 18. Hotspot Report Data Review |

A cursory analysis of the statistical data from this report should be demonstrative of the quality of performance of this agency in realizing the contractual obligations and the overall achievement of the goals and objectives of this Agency and the Contract Division.

2027 total miles were driven and the shift responded to 1830 total service calls and conducted 002 crash investigations. The shift issued 000 traffic citations, made 02 arrest and handled 030 enforcement service related calls.

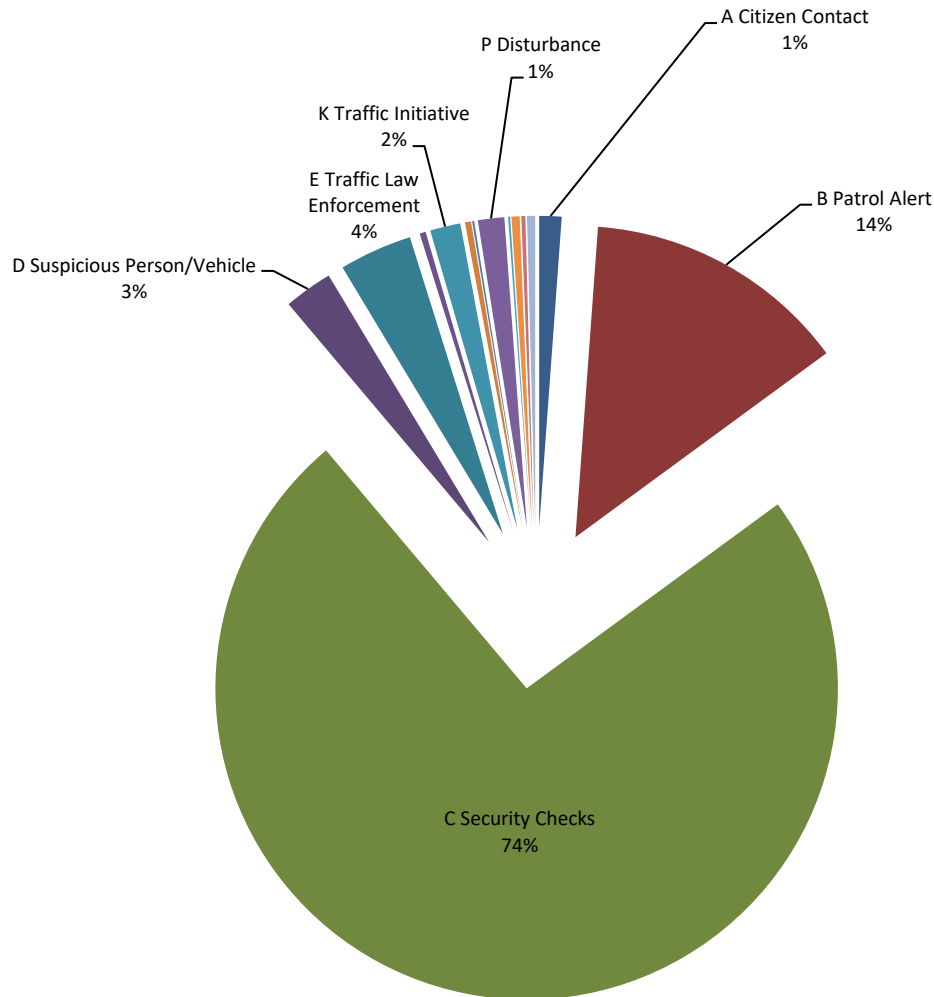
A. Patrol Activity Monthly Total:

0951

*	Patrol Activity Types	7H11	7H31	7H32	TOT	AVER	%
A	Citizen Contact	3	8	0	11	3.7	1%
B	Patrol Alert	86	45	0	131	43.7	14%
C	Security Checks	258	206	239	703	234.3	74%
D	Suspicious Person/Vehicle	5	13	6	24	8.0	3%
E	Traffic Law Enforcement	1	14	21	36	12.0	4%
F	Offense/Incident Reports	0	0	0	0	0.0	0%
G	Vacation Watch	0	0	0	0	0.0	0%
H	Open Door / Window	0	0	0	0	0.0	0%
I	Assist Contract Citizen	0	0	0	0	0.0	0%
J	Welfare Check / Med.	0	1	2	3	1.0	0%
K	Traffic Initiative	15	0	0	15	5.0	2%
L	Traffic Hazard	0	3	0	3	1.0	0%
M	Animal Humane	0	1	0	1	0.3	0%
N	Alarms	0	0	0	0	0.0	0%
O	Mental Cases (171)	0	0	0	0	0.0	0%
P	Disturbance	3	8	2	13	4.3	1%
Q	Criminal Investigation	0	0	1	1	0.3	0%
R	Follow-up Investigation	4	0	0	4	1.3	0%
S	Criminal Mischief	0	0	0	0	0.0	0%
T	Burglary Residence/Vehicle	2	0	0	2	0.7	0%
U	Theft / Theft of Business	0	0	0	0	0.0	0%
V	Citizen Assaulted	0	0	0	0	0.0	0%
W	Robbery of an Individual	0	0	0	0	0.0	0%
X	Trespass Warning	0	0	0	0	0.0	0%
Y	Major/Minor Crash	2	1	1	4	1.3	0%
Z	Child Custody Disputes	0	0	0	0	0.0	0%
AA	Assist The Officer (Pct. 7)	0	0	0	0	0.0	0%
BB	Runaway Missing Persons	0	0	0	0	0.0	0%
CC	Assisted LEA	0	0	0	0	0.0	0%
DD	Solicitors	0	0	0	0	0.0	0%
EE	Meeting/Event/Ct.	0	0	0	0	0.0	0%
*	MONTH TOTALS	379	300	272	951	317.0	100%

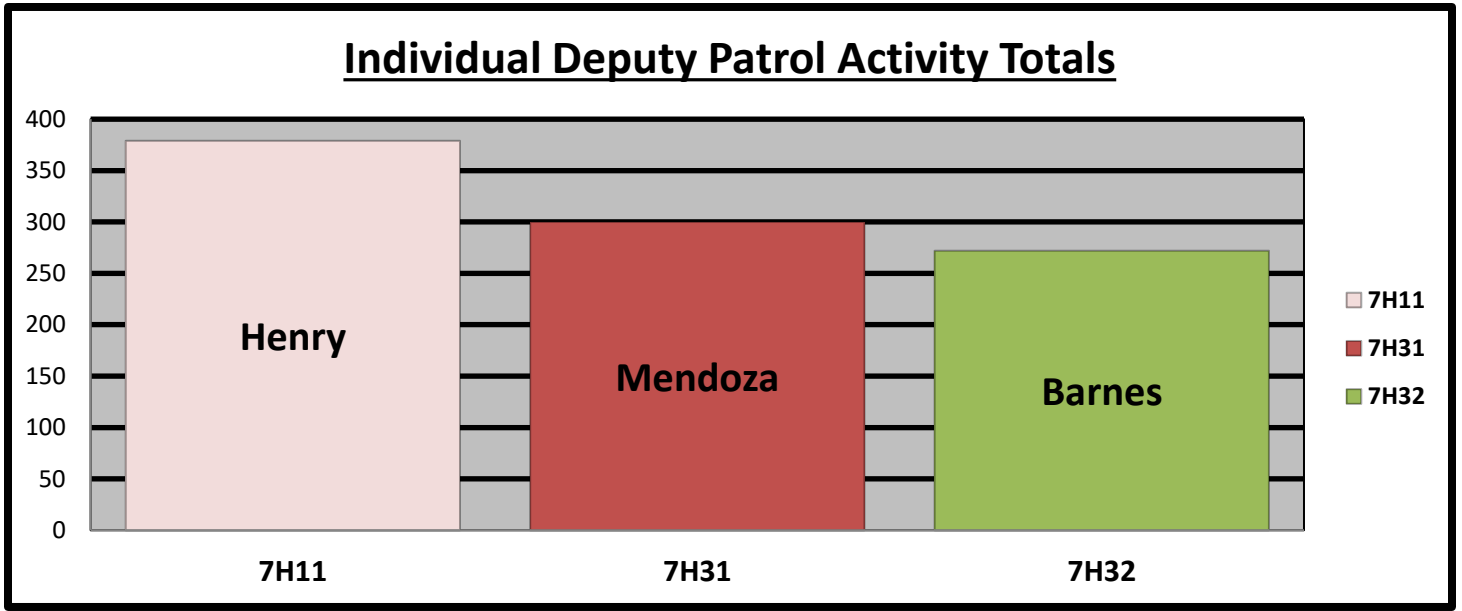
A1. Patrol Activity Percentage:

Percentage of Patrol Activity



- | | | | |
|-------------------------------|------------------------------|----------------------------------|--------------------------------|
| ■ A Citizen Contact | ■ B Patrol Alert | ■ C Security Checks | ■ D Suspicious Person/Vehicle |
| ■ E Traffic Law Enforcement | ■ F Offense/Incident Reports | ■ G Vacation Watch | ■ H Open Door / Window |
| ■ I Assist Contract Citizen | ■ J Welfare Check / Med. | ■ K Traffic Initiative | ■ L Traffic Hazard |
| ■ M Animal Humane | ■ N Alarms | ■ O Mental Cases (171) | ■ P Disturbance |
| ■ Q Criminal Investigation | ■ R Follow-up Investigation | ■ S Criminal Mischief | ■ T Burglary Residence/Vehicle |
| ■ U Theft / Theft of Business | ■ V Citizen Assaulted | ■ W Robbery of an Individual | ■ X Trespass Warning |
| ■ Y Major/Minor Crash | ■ Z Child Custody Disputes | ■ AA Assist The Officer (Pct. 7) | ■ BB Runaway Missing Persons |
| ■ CC Assisted LEA | ■ DD Solicitors | ■ EE Meeting/Event/Ct. | |

B. Patrol Activity by City Park Personnel:

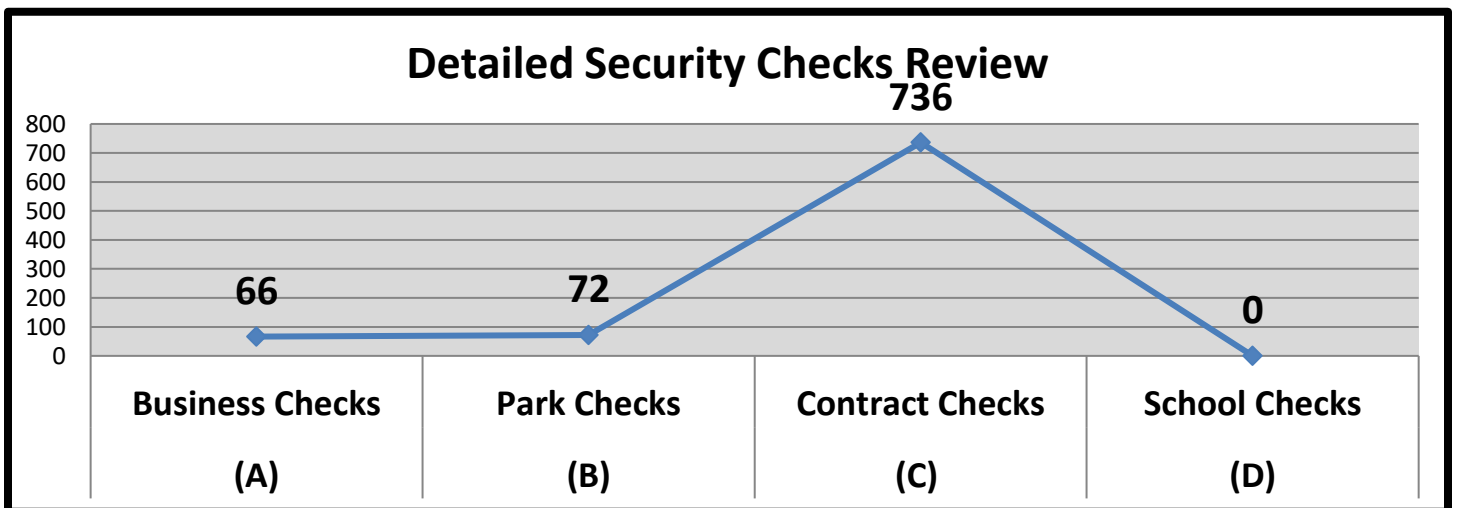


C. Security Checks Monthly Total:

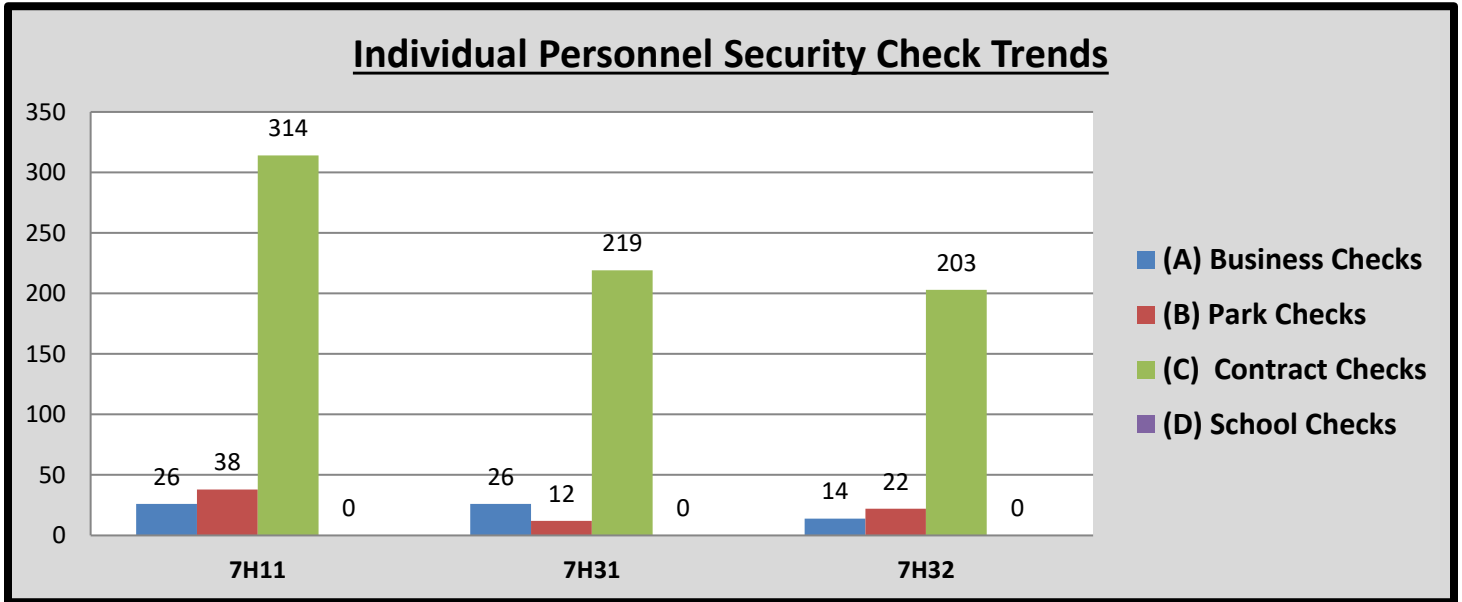
0874

*	Security Checks	7H11	7H31	7H32	TOT	AVER	%
(A)	Business Checks	26	26	14	66	22.0	8%
(B)	Park Checks	38	12	22	72	24.0	8%
(C)	Contract Checks	314	219	203	736	245.3	84%
(D)	Plaza Checks	0	0	0	0	0.0	0%
(E)	<i>Totals</i>	378	257	239	874	291.3	100%

D. Detailed Security Checks Monthly:



E. Individual Personnel Security Check Trends:



F. CIT/MHO Dispositions Monthly Total:

000

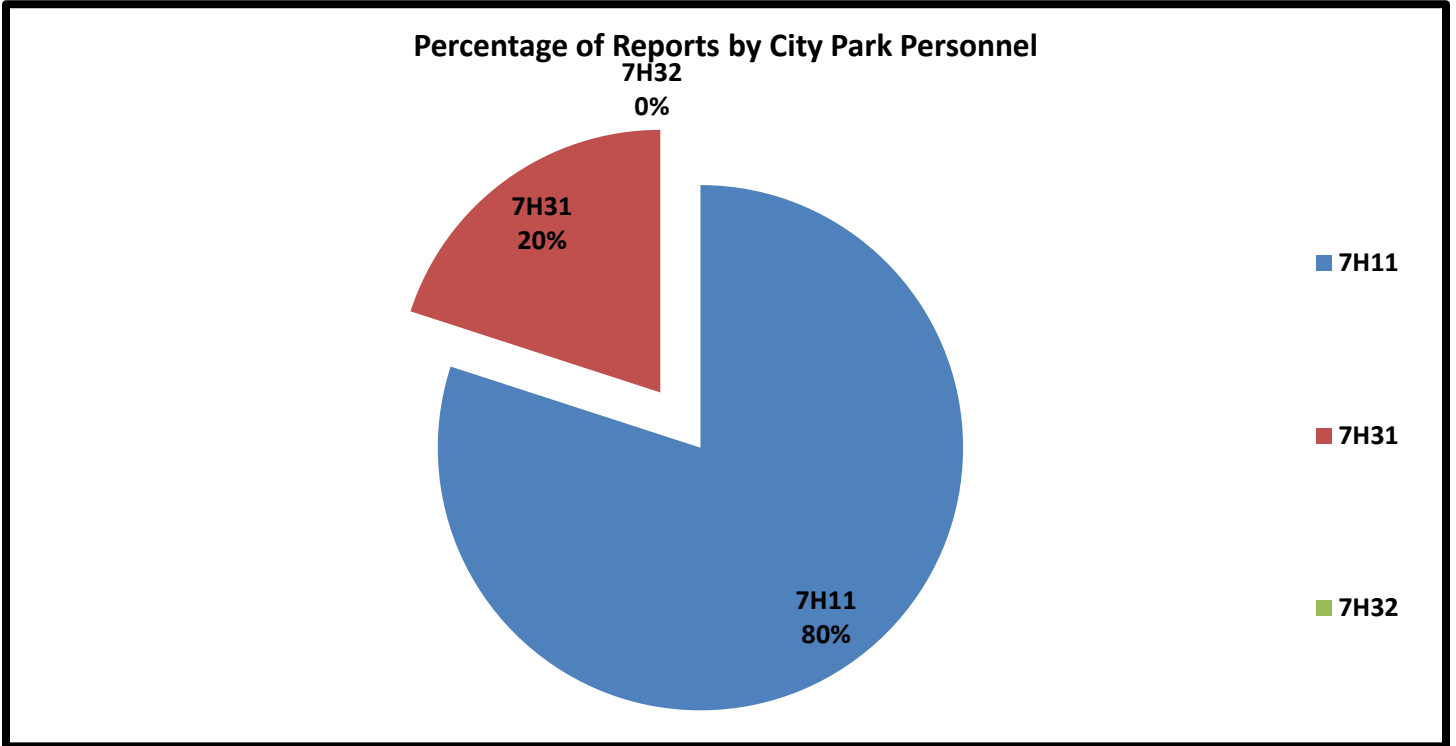
*	C.I.T. Dispositions	7H11	7H31	7H32	TOT	AVER	%
(A)	CIT/MHO Outside Referral	0	0	0	0	0.0	#DIV/0!
(B)	CIT/MHO Transport	0	0	0	0	0.0	#DIV/0!
(C)	CIT/MHO CIT Contact	0	0	0	0	0.0	#DIV/0!
(D)	CIT/MHO Arrest	0	0	0	0	0.0	#DIV/0!
(E)	<i>Totals</i>	0	0	0	0	0.0	#DIV/0!

G. Offense/Incident Reports Monthly Total:

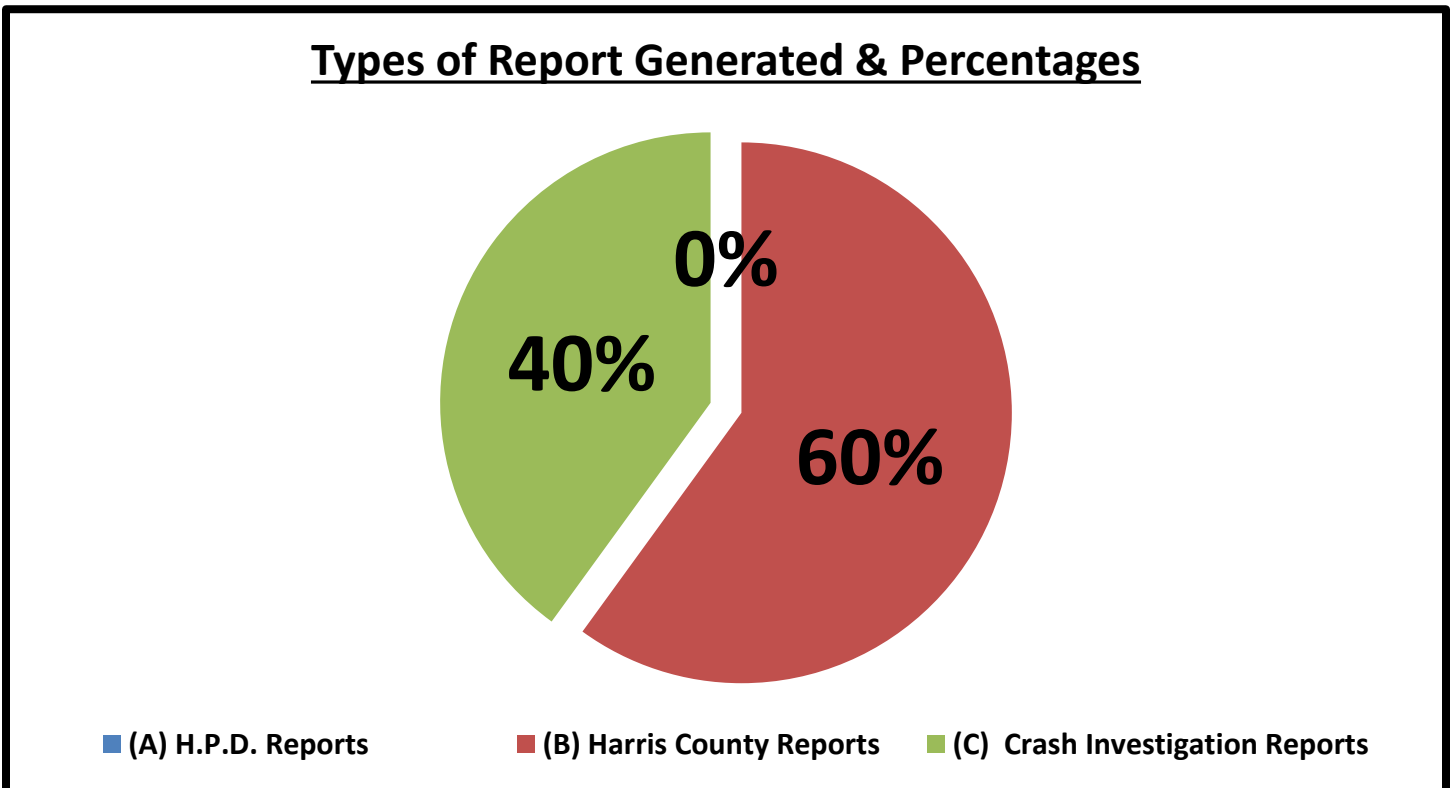
005

*	Offense/Incident Reports	7H11	7H31	7H32	TOT	AVER	%
(A)	H.P.D. Reports	0	0	0	0	0.0	0%
(B)	Harris County Reports	3	0	0	3	1.0	60%
(C)	Crash Investigation Reports	1	1	0	2	0.7	40%
(D)	<i>Totals</i>	4	1	0	5	1.7	100%

H. Report Generation Percentages:



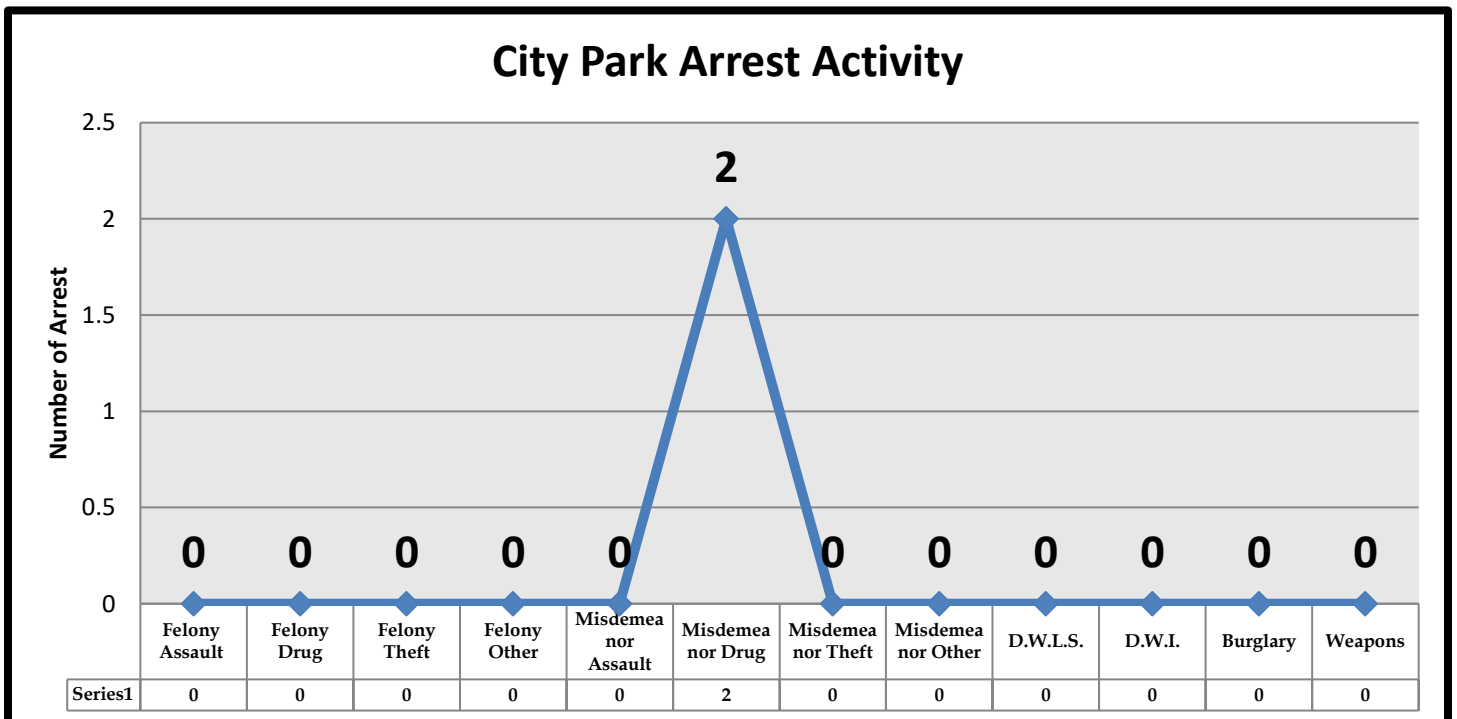
I. Percentages:



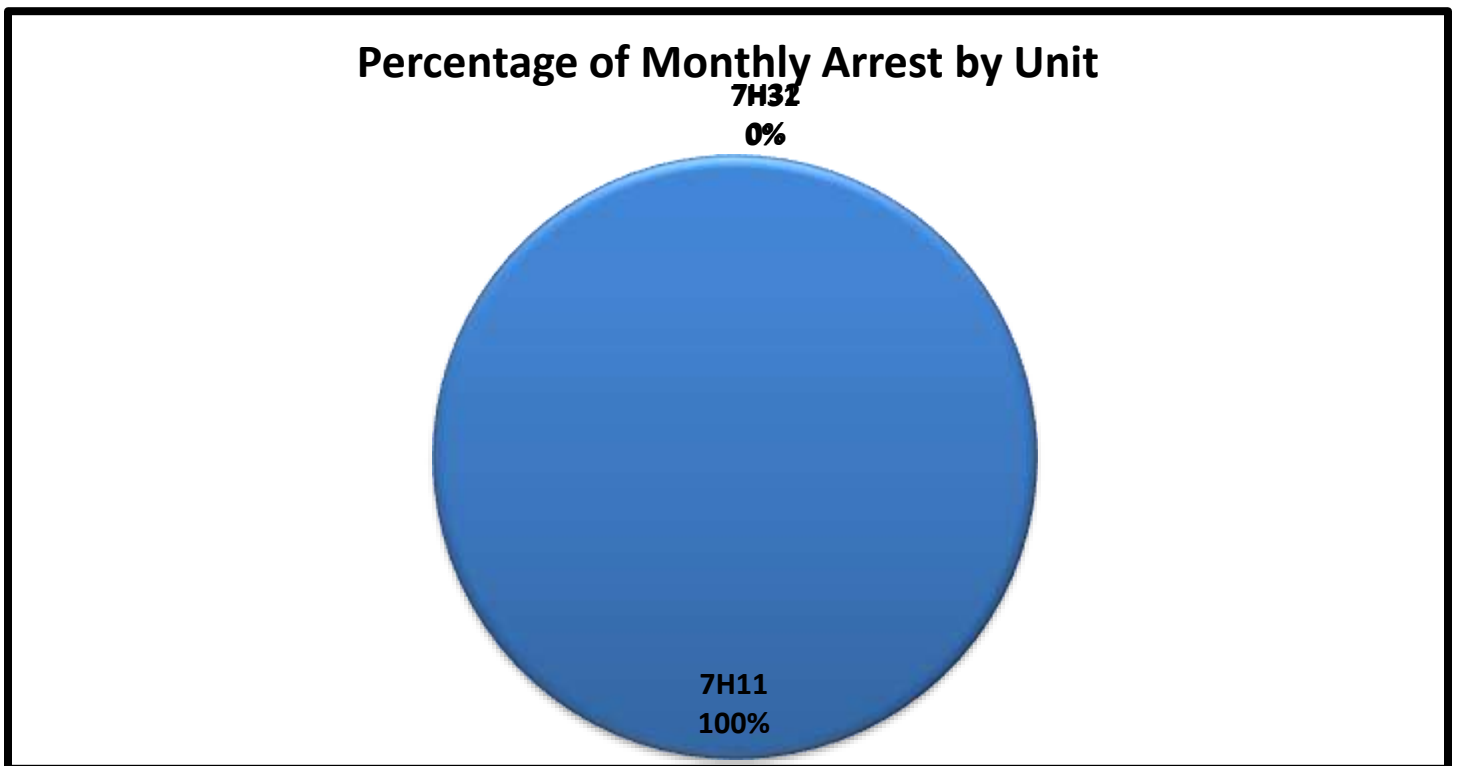
J. Types of Criminal Arrests Monthly Total:

*	Types of Criminal Arrests	7H11	7H31	7H32	TOT	AVER	%
A	Felony Assault	0	0	0	0	0.0	0%
B	Felony Drug	0	0	0	0	0.0	0%
C	Felony Theft	0	0	0	0	0.0	0%
D	Felony Other	0	0	0	0	0.0	0%
E	Misdemeanor Assault	0	0	0	0	0.0	0%
F	Misdemeanor Drug	2	0	0	2	0.7	100%
G	Misdemeanor Theft	0	0	0	0	0.0	0%
H	Misdemeanor Other	0	0	0	0	0.0	0%
I	D.W.L.S.	0	0	0	0	0.0	0%
J	D.W.I.	0	0	0	0	0.0	0%
K	Burglary	0	0	0	0	0.0	0%
L	Weapons	0	0	0	0	0.0	0%
M	Totals	2	0	0	2	0.7	100%

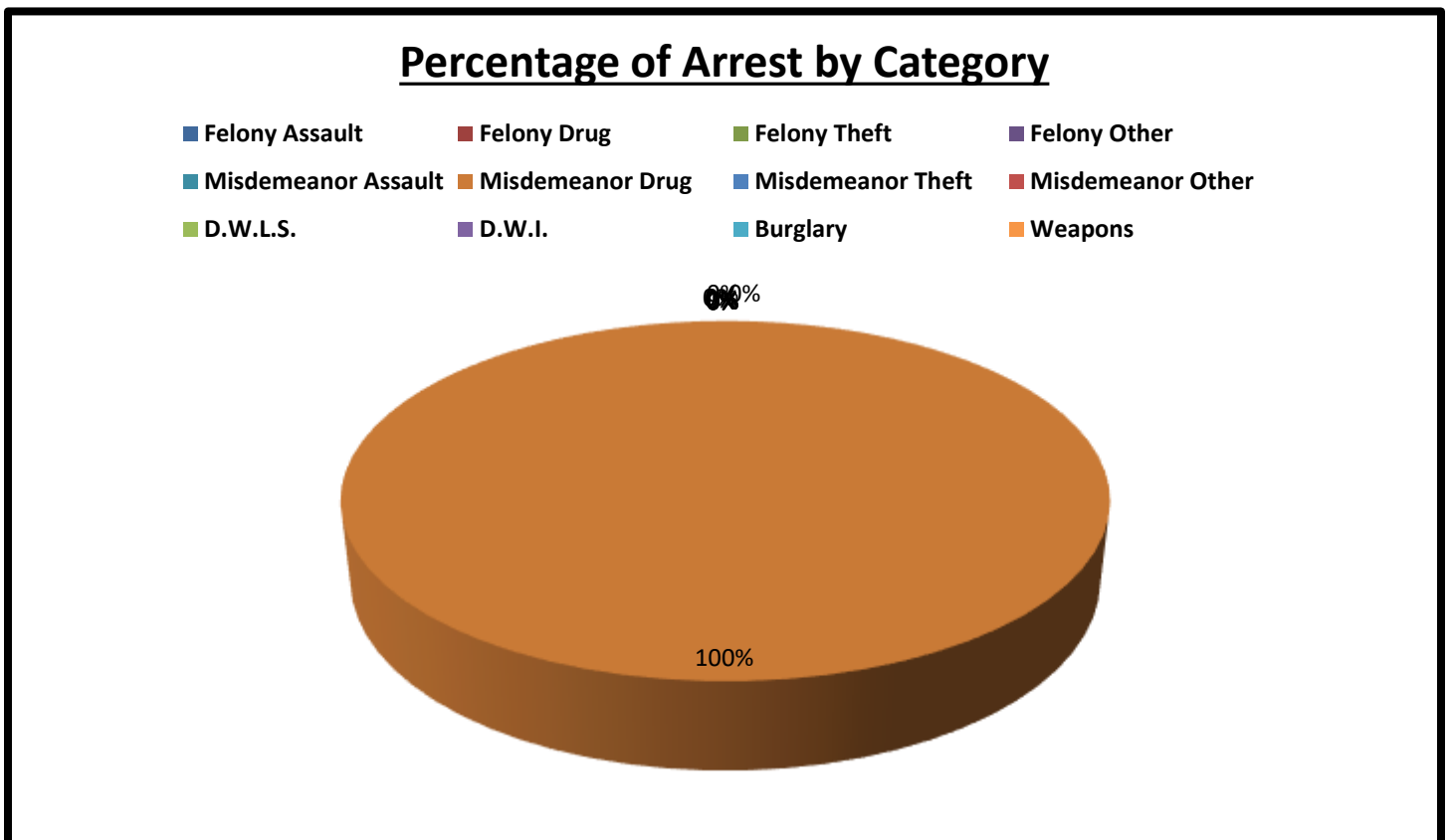
K. Types of Criminal Arrests Monthly Total:



L. Types of Criminal Arrests Percentage Total:



M. Types of Criminal Arrests Monthly Percentage Total:



N. Executed Warrant Monthly Total:

000

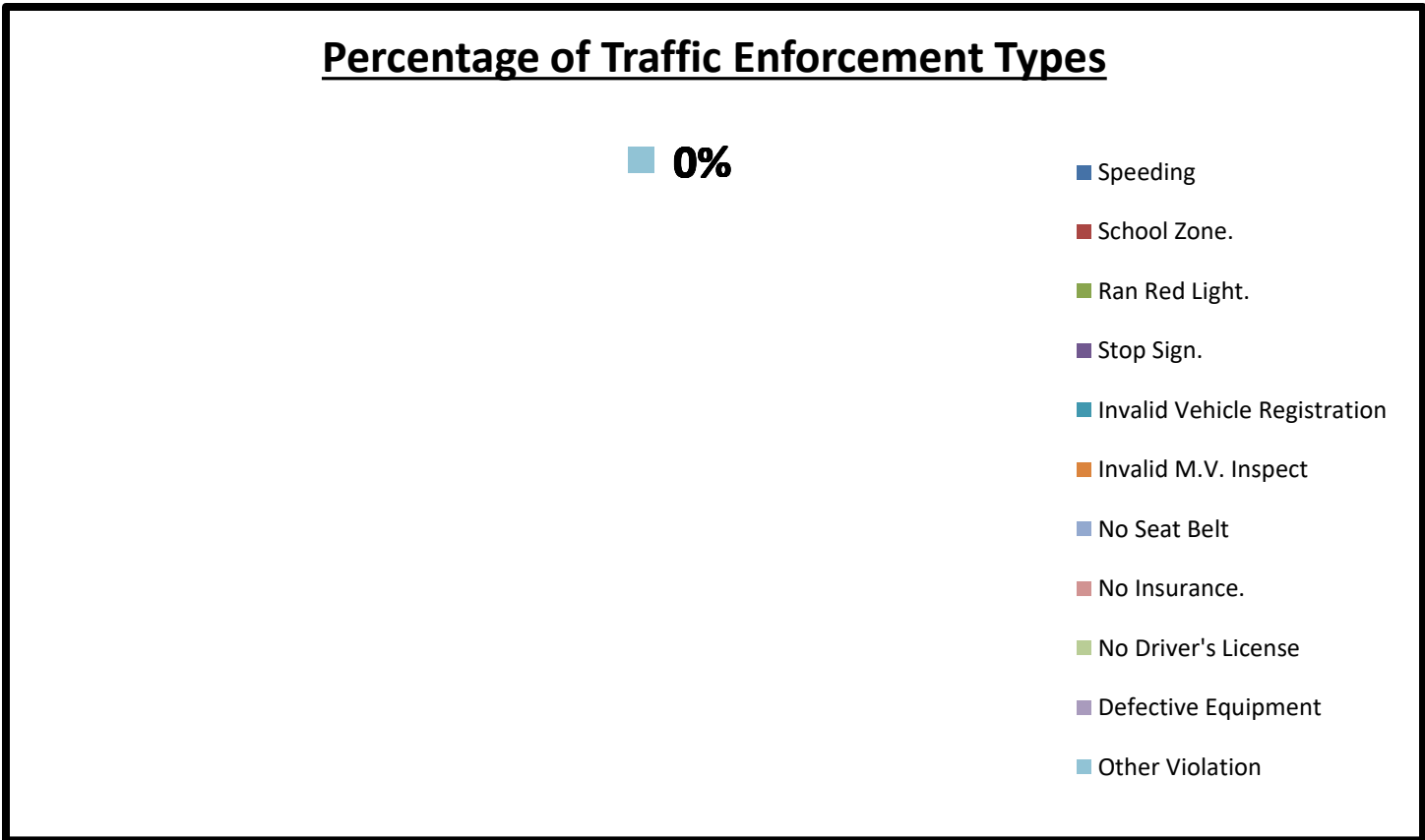
*	<i>Executed Warrants</i>	7H11	7H31	7H32	TOT	AVER	%
(A)	Felony Warrants	0	0	0	0	0.0	#DIV/0!
(B)	Misdemeanor Warrants	0	0	0	0	0.0	#DIV/0!
(C)	<i>Totals</i>	0	0	0	0	0.0	#DIV/0!

O. Traffic Law Enforcement Total:

028

*	<i>Traffic Enforcement</i>	7H11	7H31	7H32	TOT	AVER	%
A	Speeding	0	0	0	0	0.0	#DIV/0!
B	School Zone.	0	0	0	0	0.0	#DIV/0!
C	Ran Red Light.	0	0	0	0	0.0	#DIV/0!
D	Stop Sign.	0	0	0	0	0.0	#DIV/0!
E	Invalid Vehicle Registration	0	0	0	0	0.0	#DIV/0!
F	Invalid M.V. Inspect		0	0	0	0.0	#DIV/0!
G	No Seat Belt	0	0	0	0	0.0	#DIV/0!
H	No Insurance.	0	0	0	0	0.0	#DIV/0!
I	No Driver's License	0	0	0	0	0.0	#DIV/0!
J	Defective Equipment	0	0	0	0	0.0	#DIV/0!
K	Other Violation	0	0	0	0	0.0	#DIV/0!
L	Written Warnings	0	0	0	0	0.0	0%
M	Verbal Warning	0	8	20	28	9.3	100%
N	Citation	0	0	0	0	0.0	0%
O	Total Violations	0	8	20	28	9.3	100%

P. Traffic Law Enforcement Total:



Q. Citations vs. Warnings Monthly Total:

028

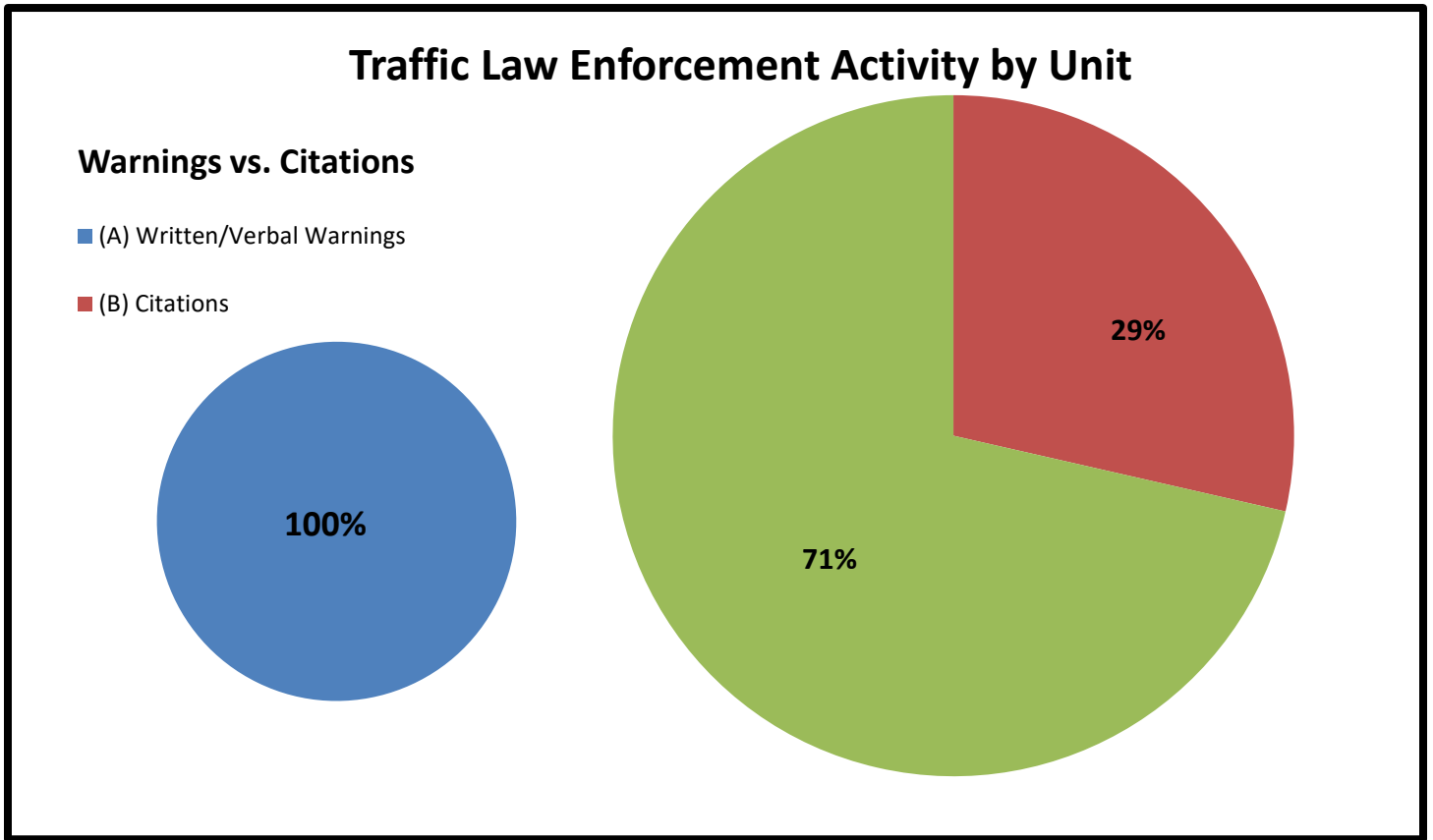
*	Warnings vs. Citations	7H11	7H31	7H32	TOT	AVER	%
(A)	Written/Verbal Warnings	0	8	20	28	9.3	100%
(B)	Citations	0	0	0	0	0.0	0%
(C)	<i>Totals</i>	0	8	20	28	9.3	100%

R. Sources of Calls for Service Monthly Total:

951

*	Sources of Calls for Service	7H11	7H31	7H32	TOT	AVER	%
(A)	On View	2	9	21	32	10.7	3%
(B)	Dispatched	4	15	6	25	8.3	3%
(C)	Self-Initiated	373	276	245	894	298.0	94%
(D)	<i>Totals</i>	379	300	272	951	317.0	100%

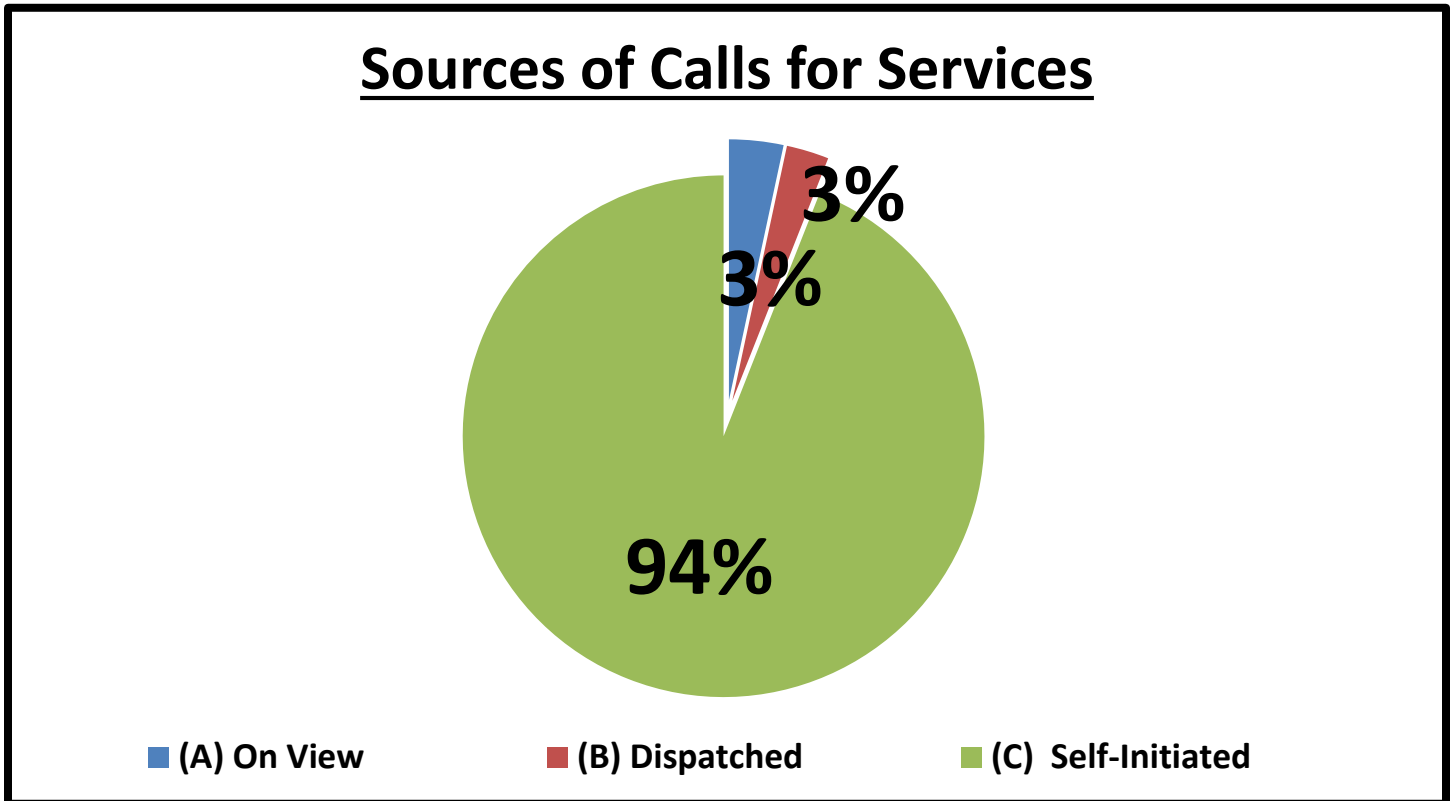
S. Traffic Law Enforcement Activity by Unit Percentages:



T. Sources of Calls for Service Percentages:

*	Sources of Calls for Service	7H11	7H31	7H32	TOT
(A)	On View	1%	3%	8%	3%
(B)	Dispatched	1%	5%	2%	3%
(C)	Self-Initiated	98%	92%	90%	94%
(D)	<i>Totals</i>	100%	100%	100%	100%

U. Sources of Calls for Service Percentages:



V. Free Reserve Personnel Time Utilized in Contract Monthly Total: 000

*	<i>Free Reserve Personnel Time</i>	7H11	7H31	7H32		TOT	AVER	%
(A)	<i>Totals</i>	0	0	0		0	0.0	#DIV/0!

W. Monthly Productivity Analysis Report (M.P.A.R.) - Executive Summary:

*	<i>Units</i>	7H11	7H31	7H32		TOT	AVER
1	Patrol Activity	379	300	272		951	317.0
2	Security Checks	378	257	239		874	291.3
3	C.I.T. Interactions	0	0	0		0	0.0
4	Offense/Incident Reports	4	1	0		5	1.7
*	<i>Total Service Calls</i>	761	558	511		1830	610.0
1	Criminal Arrests	2	0	0		2	0.7
2	Citations Issued	0	0	0		0	0.0
3	Written & Verbal Warnings	0	8	20		28	9.3
*	<i>Enforcement Service Calls</i>	2	8	20		30	10.0
*	<i>Total Hours</i>	160	160	160		480	160.0
1	Sick Time Used	0	0	0		0	0.0
2	Vacation Time Used	0	0	0		0	0.0
3	Training Time Used	0	0	0		0	0.0
4	Compensatory Time Used	8	0	0		8	2.7
*	<i>Hours Actually Worked</i>	152	160	160		472	157.3
*	<i>Unit Productivity Ratio</i>	5.0	3.5	3.3		3.9	3.9

X. Mileage Total:

2303

*	<i>Mileage</i>	7H11	7H31	7H32		TOT	AVER	%
(A)	<i>Totals</i>	2027	911	527		3465	1155.0	364%

Y. Patrol Alert Submission Report:

*	<i>Received</i>				<i>Subject</i>
00x	<i>Date</i>	<i>Time</i>	<i>Code</i>	<i>Location</i>	
A.					

Z. Incident Summaries:

01.	APRIL 01, 2020	1000 HOURS	CRIMINAL MISCHIEF		DEPUTY D. HENRY	
	DAYSHIFT:	2000 MIDNIGHT CT	CITYPARK	"M"	HC:	2004-00007
<p>On April 01, 2020, a Wednesday, at approximately 1046 hours, while on patrol in the "City Park Contract" Deputy D. Henry was performing routine patrol and law enforcement services when I, (Deputy D. Henry) was flagged down to the above location regarding a criminal mischief which already occurred. Deputy made contact with Reporting Party who advised that one window on their vehicle was smashed but nothing was taken. Deputy Henry collected all pertinent information regarding this case and provided the Reporting Party with a business card and case number. The patrol activity type is "PAT=F".</p>						

02.	APRIL 01, 2020	1200 HOURS	CRIMINAL MISCHIEF		DEPUTY D. HENRY	
	DAYSHIFT:	1900 LINGARD PARK CT.	CITYPARK	"M"	HC:	2004-00008
<p>On April 01, 2020, a Wednesday, at approximately 1206 hours, while on patrol in the "City Park Contract" Deputy D. Henry was performing routine patrol and law enforcement services when I, (Deputy D. Henry) was flagged down to the above location regarding a criminal mischief which already occurred. Deputy made contact with Reporting Party who advised that one window on their vehicle was smashed but nothing was taken. Deputy Henry collected all pertinent information regarding this case and provided the Reporting Party with a business card and case number. The patrol activity type is "PAT=F".</p>						

03.	APRIL 05, 2020	2100 HOURS	MINOR ACCIDENT		DEPUTY C. MENDOZA	
	NIGHTSHIFT:	2100 TANDY PARK WY	CITYPARK	"N/A"	HC:	2004-00037
<p>On April 05, 2019, a Sunday, at approximately 21:46 hours, while on patrol in the "City Park Contract" Deputy C. Mendoza was performing routine patrol and law enforcement services when I, (Deputy C. Mendoza) was flagged down by citizen in regards to a minor crash which already occurred. Deputy C. Mendoza and Deputy J. Flores met with both parties in reference to this incident. Deputy C. Mendoza collected all pertinent information regarding this case and a report was generated. The patrol activity type is "PAT=Y".</p>						

04.	APRIL 20, 2020	2000 HOURS	CRIMINAL MISCHIEF		DEPUTY D. HENRY	
	DAYSHIFT:	1600 CITY BOSQUE	CITYPARK	"M"	HC:	2004-00115
<p>On April 20, 2020, a Monday, at approximately 2029 hours, while on patrol in the "City Park Contract" Deputy D. Henry was performing routine patrol and law enforcement services when I, (Deputy D. Henry) was dispatched to the above location regarding a suspicious vehicle which already occurred. Deputy D. Henry made contact with the driver which was in possession of marijuana. The driver and one of the passengers were both given the Misdemeanor Marijuana Diversion Program. Deputy D. Henry collected all pertinent information regarding this case and provided the Reporting Party with a business card and case number. The patrol activity type is "PAT=DQ".</p>						

05.	APRIL 28, 2020	1100 HOURS	MINOR CRASH		DEPUTY D. HENRY	
	DAYSHIFT:	1500 NICHOLE WOODS	CITYPARK	"N/A"	HC:	2004-00210
<p>On April 28, 2019, a Tuesday, at approximately 11:00 hours, while on patrol in the "City Park Contract" Deputy D. Henry was performing routine patrol and law enforcement services when I, (Deputy D. Henry) was dispatched to the above location in regards to a Minor Crash which already occurred. Deputy Henry met with both parties whom had conflicting information. Deputy Henry collected all pertinent information regarding this case and provided both parties with a business card and case number. The patrol activity type is "PAT=Y".</p>						

Sergeant Ashton Johnson-Hall

Sergeant Ashton Johnson-Hall
Neighborhood Patrol Division, First Line Supervisor
Harris County Constable's Office of Precinct 713-643-6602