



MAY WALKER, CONSTABLE
PRECINCT SEVEN
HARRIS COUNTY, TEXAS

MAIN OFFICE
5300 Griggs Road
Houston, Texas 77021
PHONE (713) 643-6602
FAX (713) 643-3401

Date: May 3, 2020

From: Sergeant Jon Meek
Neighborhood Patrol Division, First Line Supervisor
Harris County Constable's Office of Precinct "7"

To: Property Owners Association
Board of Directors & Management Company

Subject: March Monthly Productivity Analysis Report
Enclosure: **MPAR – April 2020**
Distribution: Executive Command Staff & Board of Directors & Management Company

The purpose of this "**Monthly Productivity Analysis Report**" (M.P.A.R.) is to provide the executive command staff with the appropriate data to analyze the productivity of assigned personnel and their shifts' activities to allow for the validation of individual and divisional performance evaluations. With regard to the specific contents of the report, there are 18 distinctive component parts of this report. These components are enumerated below:

- | | |
|--------------------------------------------|-----------------------------------------------|
| 01. Patrol Activity Details | 10. Traffic Enforcement Report |
| 02. Patrol Activity Analytical Summary | 11. Trends & Percentages of Traffic |
| 03. Patrol Activity Percentages & Trends | 12. Citation & Warning Issuance Review |
| 04. Security Checks Report | 13. Call for Service Report (<i>C.F.S.</i>) |
| 05. Security Checks Percentages & Trends | 14. Trends & Percentages for <i>C.F.S.</i> |
| 06. Crisis Intervention Disposition Report | 15. Overtime Report (service at no Cost) |
| 07. Offense/Incident Generation Report | 16. Reserve Deputy Use (at no Cost) |
| 08. Criminal Arrest Types Report | 17. Incident Summarization |
| 09. Warrant Execution Report | 18. Hotspot Report Data Review |

A cursory analysis of the statistical data from this report should be demonstrative of the quality of performance of this agency in realizing the contractual obligations and the overall achievement of the goals and objectives of this Agency and the Contract Division.

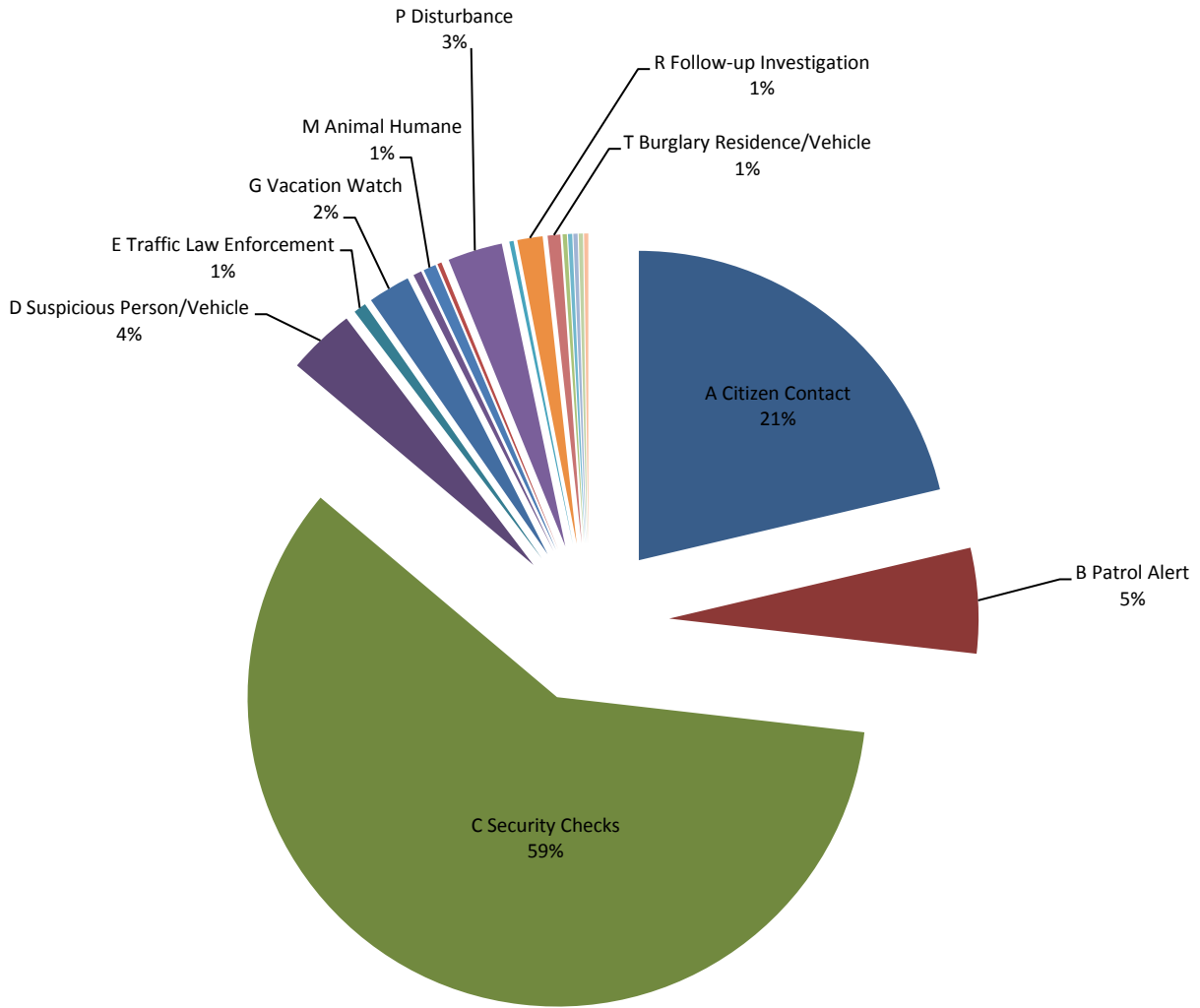
A. Patrol Activity Monthly Total:

0455

*	Patrol Activity Types	7S17	7S26	TOT	AVER	%
A	Citizen Contact	46	51	97	48.5	21%
B	Patrol Alert	4	21	25	12.5	5%
C	Security Checks	75	195	270	135.0	59%
D	Suspicious Person/Vehicle	6	10	16	8.0	4%
E	Traffic Law Enforcement	0	3	3	1.5	1%
F	Offense/Incident Reports	0	0	0	0.0	0%
G	Vacation Watch	0	10	10	5.0	2%
H	Open Door / Window	0	0	0	0.0	0%
I	Assist Contract Citizen	0	0	0	0.0	0%
J	Welfare Check / Med.	2	0	2	1.0	0%
K	Traffic Initiative	0	0	0	0.0	0%
L	Traffic Hazard	0	0	0	0.0	0%
M	Animal Humane	3	0	3	1.5	1%
N	Alarms	1	0	1	0.5	0%
O	Mental Cases (171)	0	0	0	0.0	0%
P	Disturbance	3	10	13	6.5	3%
Q	Criminal Investigation	1	0	1	0.5	0%
R	Follow-up Investigation	2	4	6	3.0	1%
S	Criminal Mischief	0	0	0	0.0	0%
T	Burglary Residence/Vehicle	1	2	3	1.5	1%
U	Theft / Theft of Business	1	0	1	0.5	0%
V	Citizen Assaulted	0	0	0	0.0	0%
W	Robbery of an Individual	0	1	1	0.5	0%
X	Trespass Warning	0	0	0	0.0	0%
Y	Major/Minor Crash	1	0	1	0.5	0%
Z	Child Custody Disputes	0	0	0	0.0	0%
AA	Assist The Officer (Pct. 7)	1	0	1	0.5	0%
BB	Runaway Missing Persons	0	0	0	0.0	0%
CC	Assisted LEA	0	0	0	0.0	0%
DD	Solicitors	0	1	1	0.5	0%
EE	Meeting/Event/Ct.	0	0	0	0.0	0%
*	MONTH TOTALS	147	308	455	227.5	100%

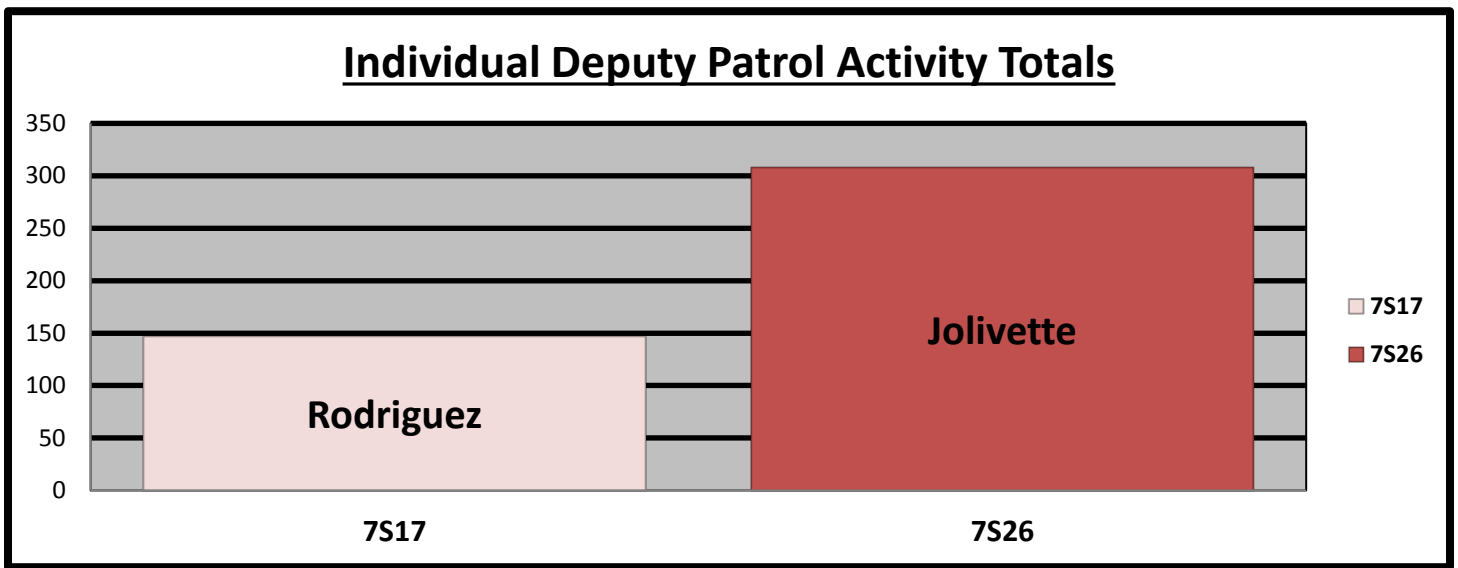
A1. Patrol Activity Percentage:

Percentage of Patrol Activity



- | | | | |
|-------------------------------|------------------------------|----------------------------------|--------------------------------|
| ■ A Citizen Contact | ■ B Patrol Alert | ■ C Security Checks | ■ D Suspicious Person/Vehicle |
| ■ E Traffic Law Enforcement | ■ F Offense/Incident Reports | ■ G Vacation Watch | ■ H Open Door / Window |
| ■ I Assist Contract Citizen | ■ J Welfare Check / Med. | ■ K Traffic Initiative | ■ L Traffic Hazard |
| ■ M Animal Humane | ■ N Alarms | ■ O Mental Cases (171) | ■ P Disturbance |
| ■ Q Criminal Investigation | ■ R Follow-up Investigation | ■ S Criminal Mischief | ■ T Burglary Residence/Vehicle |
| ■ U Theft / Theft of Business | ■ V Citizen Assaulted | ■ W Robbery of an Individual | ■ X Trespass Warning |
| ■ Y Major/Minor Crash | ■ Z Child Custody Disputes | ■ AA Assist The Officer (Pct. 7) | ■ BB Runaway Missing Persons |
| ■ CC Assisted LEA | ■ DD Solicitors | ■ EE Meeting/Event/Ct. | |

B. Patrol Activity by Braeburn Valley West Personnel:

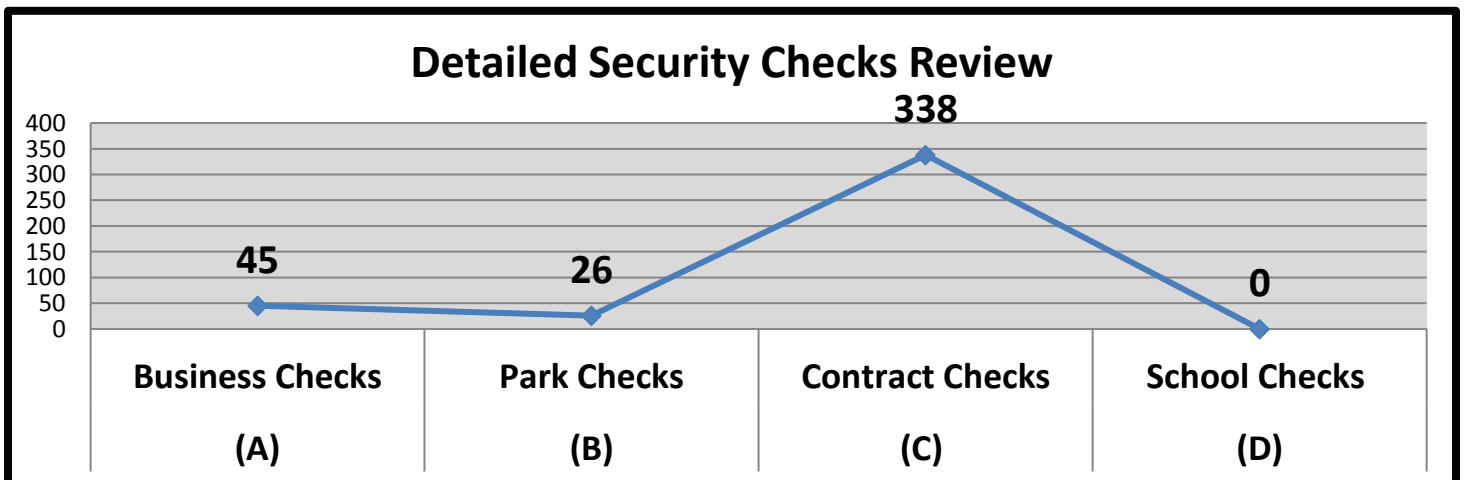


C. Security Checks Monthly Total:

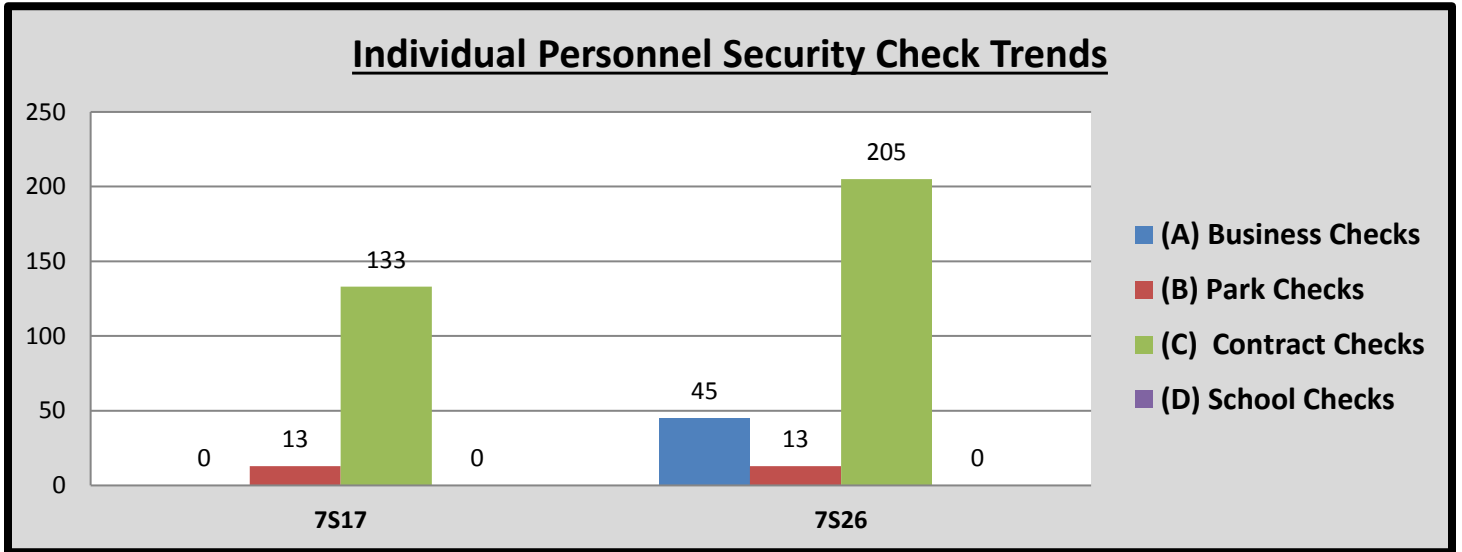
0409

*	Security Checks	7S17	7S26	TOT	AVER	%
(A)	Business Checks	0	45	45	22.5	11%
(B)	Park Checks	13	13	26	13.0	6%
(C)	Contract Checks	133	205	338	169.0	83%
(D)	Plaza Checks	0	0	0	0.0	0%
(E)	Totals	146	263	409	204.5	100%

D. Detailed Security Checks Monthly:



E. Individual Personnel Security Check Trends:



F. CIT/MHO Dispositions Monthly Total:

000

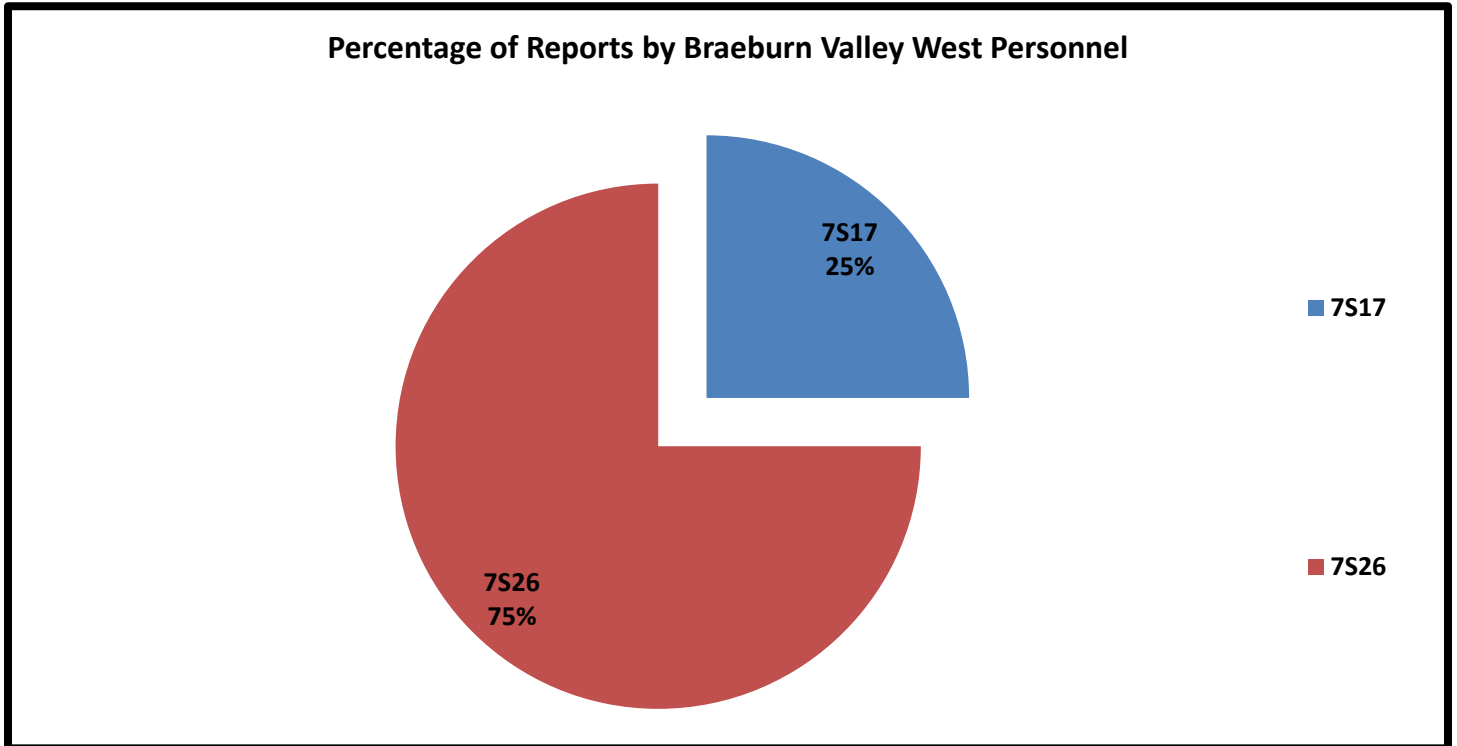
*	C.I.T. Dispositions	7S17	7S26	TOT	AVER	%
(A)	CIT/MHO Outside Referral	0	0	0	0.0	#DIV/0!
(B)	CIT/MHO Transport	0	0	0	0.0	#DIV/0!
(C)	CIT/MHO CIT Contact	0	0	0	0.0	#DIV/0!
(D)	CIT/MHO Arrest	0	0	0	0.0	#DIV/0!
(E)	<i>Totals</i>	0	0	0	0.0	#DIV/0!

G. Offense/Incident Reports Monthly Total:

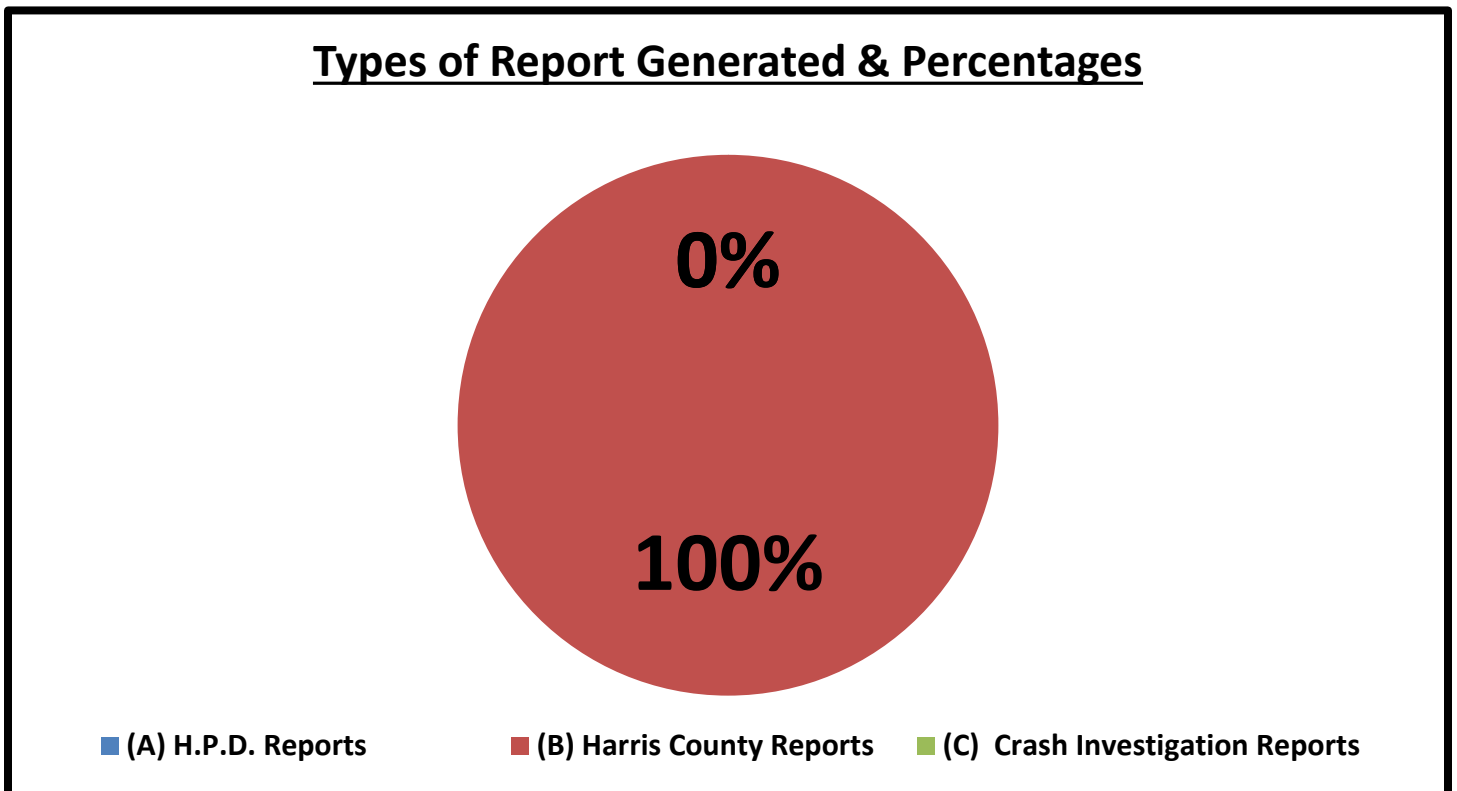
004

*	Offense/Incident Reports	7S17	7S26	TOT	AVER	%
(A)	H.P.D. Reports	0	0	0	0.0	0%
(B)	Harris County Reports	1	3	4	2.0	100%
(C)	Crash Investigation Reports	0	0	0	0.0	0%
(D)	<i>Totals</i>	1	3	4	2.0	100%

H. Report Generation Percentages:



I. Percentages:

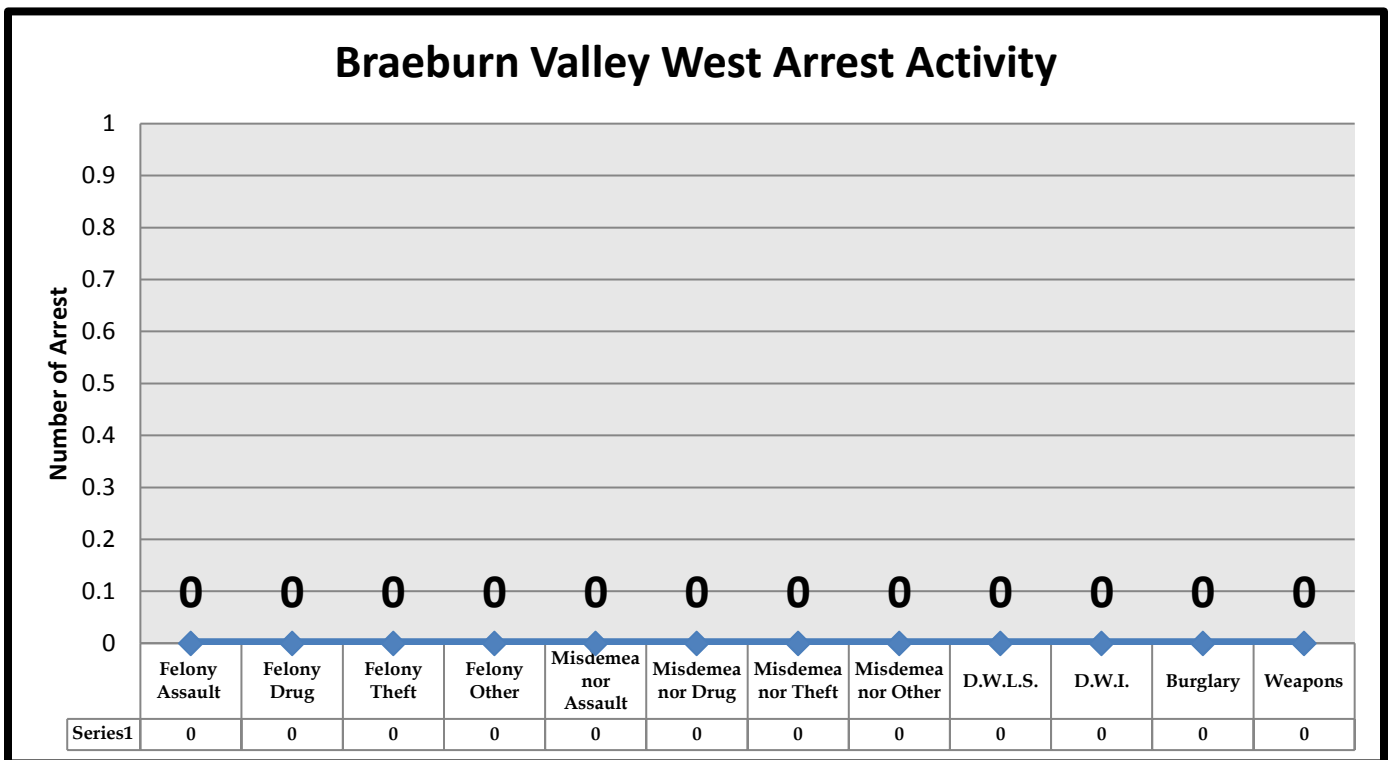


J. Types of Criminal Arrests Monthly Total:

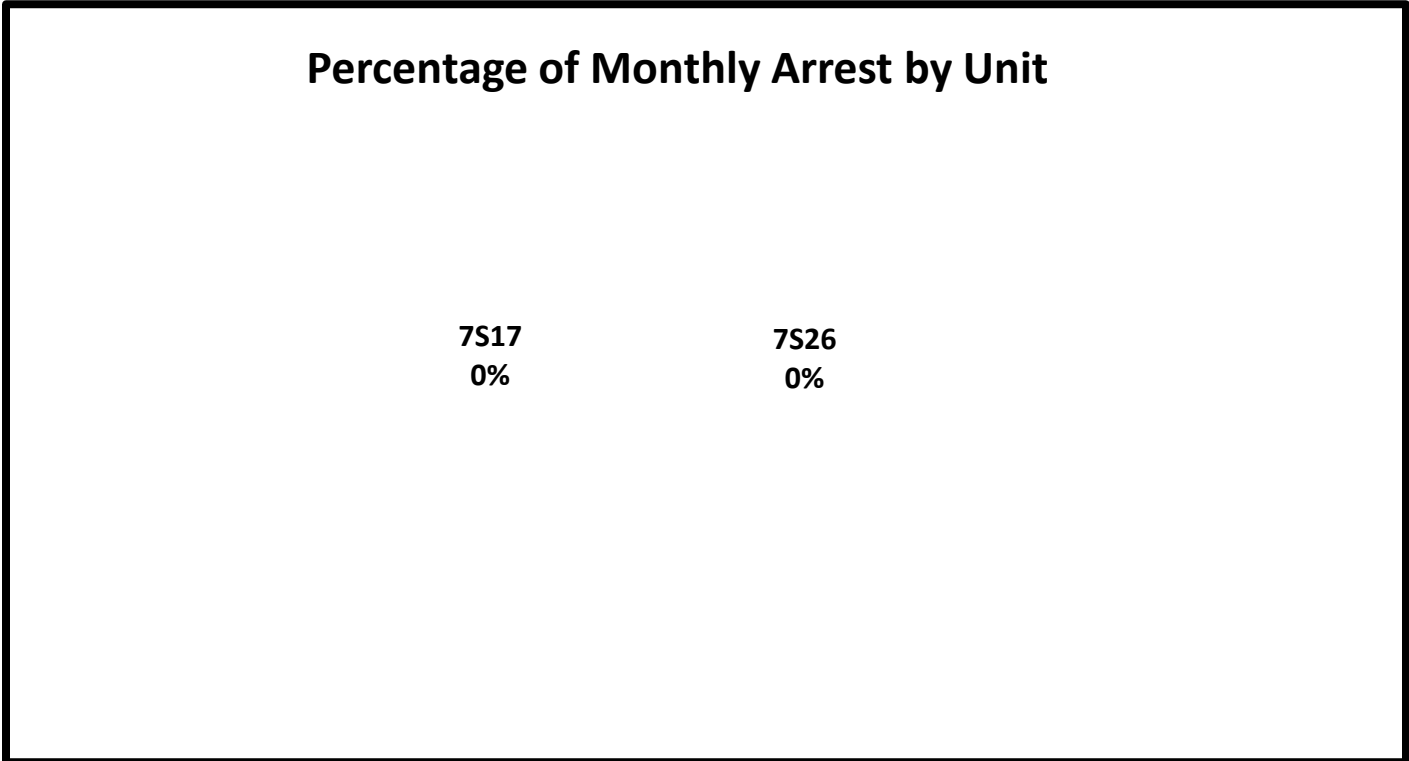
000

*	Types of Criminal Arrests	7S17	7S26	TOT	AVER	%
A	Felony Assault	0	0	0	0.0	#DIV/0!
B	Felony Drug	0	0	0	0.0	#DIV/0!
C	Felony Theft	0	0	0	0.0	#DIV/0!
D	Felony Other	0	0	0	0.0	#DIV/0!
E	Misdemeanor Assault	0	0	0	0.0	#DIV/0!
F	Misdemeanor Drug	0	0	0	0.0	#DIV/0!
G	Misdemeanor Theft	0	0	0	0.0	#DIV/0!
H	Misdemeanor Other	0	0	0	0.0	#DIV/0!
I	D.W.L.S.	0	0	0	0.0	#DIV/0!
J	D.W.I.	0	0	0	0.0	#DIV/0!
K	Burglary	0	0	0	0.0	#DIV/0!
L	Weapons	0	0	0	0.0	#DIV/0!
M	Totals	0	0	0	0.0	#DIV/0!


K. Types of Criminal Arrests Monthly Total:



L. Types of Criminal Arrests Monthly Total:



M. Types of Criminal Arrests Monthly Total:



N. Executed Warrant Monthly Total:

000

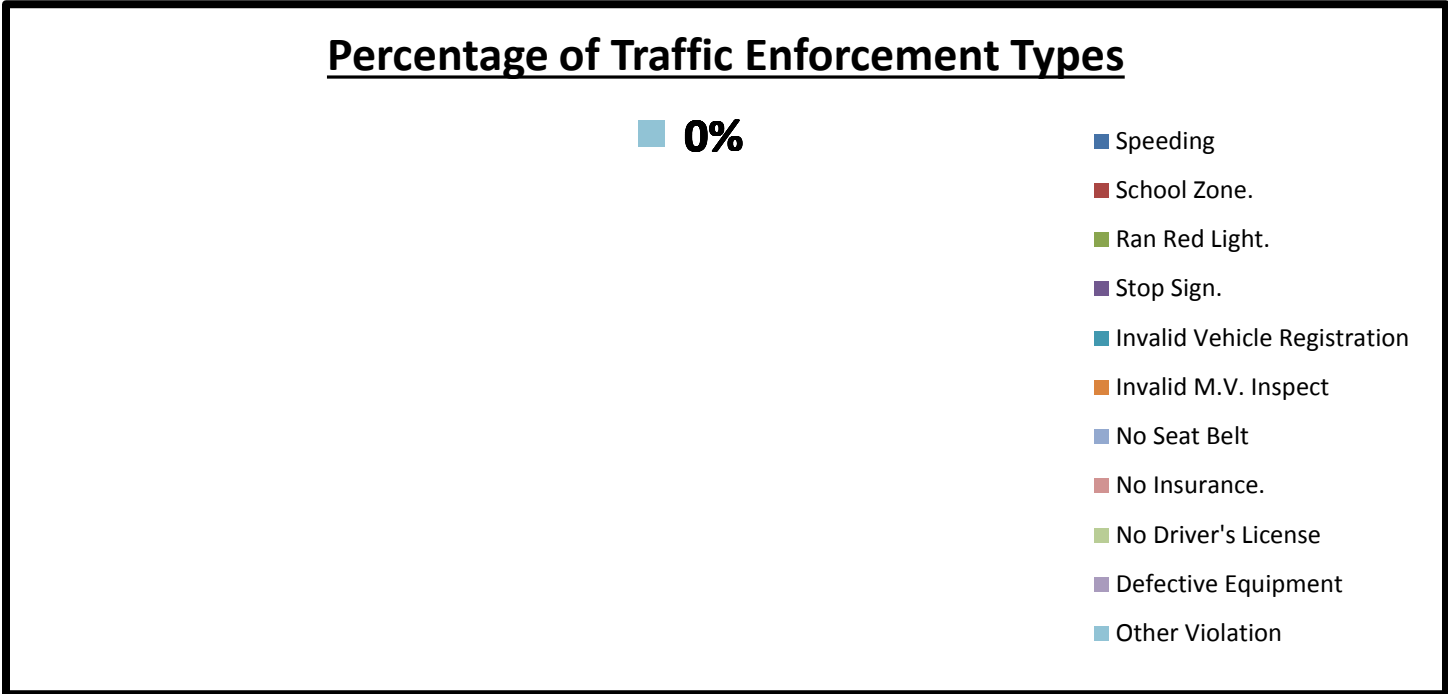
*	<i>Executed Warrants</i>	7S17	7S26	TOT	AVER	%
(A)	Felony Warrants	0	0	0	0.0	#DIV/0!
(B)	Misdemeanor Warrants	0	0	0	0.0	#DIV/0!
(C)	<i>Totals</i>	0	0	0	0.0	#DIV/0!

O. Traffic Law Enforcement Total:

001

*	<i>Traffic Enforcement</i>	7S17	7S26	TOT	AVER	%
A	Speeding	0	0	0	0.0	#DIV/0!
B	School Zone.	0	0	0	0.0	#DIV/0!
C	Ran Red Light.	0	0	0	0.0	#DIV/0!
D	Stop Sign.	0	0	0	0.0	#DIV/0!
E	Invalid Vehicle Registration	0	0	0	0.0	#DIV/0!
F	Invalid M.V. Inspect	0	0	0	0.0	#DIV/0!
G	No Seat Belt	0	0	0	0.0	#DIV/0!
H	No Insurance.	0	0	0	0.0	#DIV/0!
I	No Driver's License	0	0	0	0.0	#DIV/0!
J	Defective Equipment	0	0	0	0.0	#DIV/0!
K	Other Violation	0	0	0	0.0	#DIV/0!
L	Written Warnings	0	0	0	0.0	0%
M	Verbal Warning	0	1	1	0.5	100%
N	Citation	0	0	0	0.0	0%
O	Total Violations	0	1	1	0.5	100%

P. Traffic Law Enforcement Total:



Q. Citations vs. Warnings Monthly Total:

001

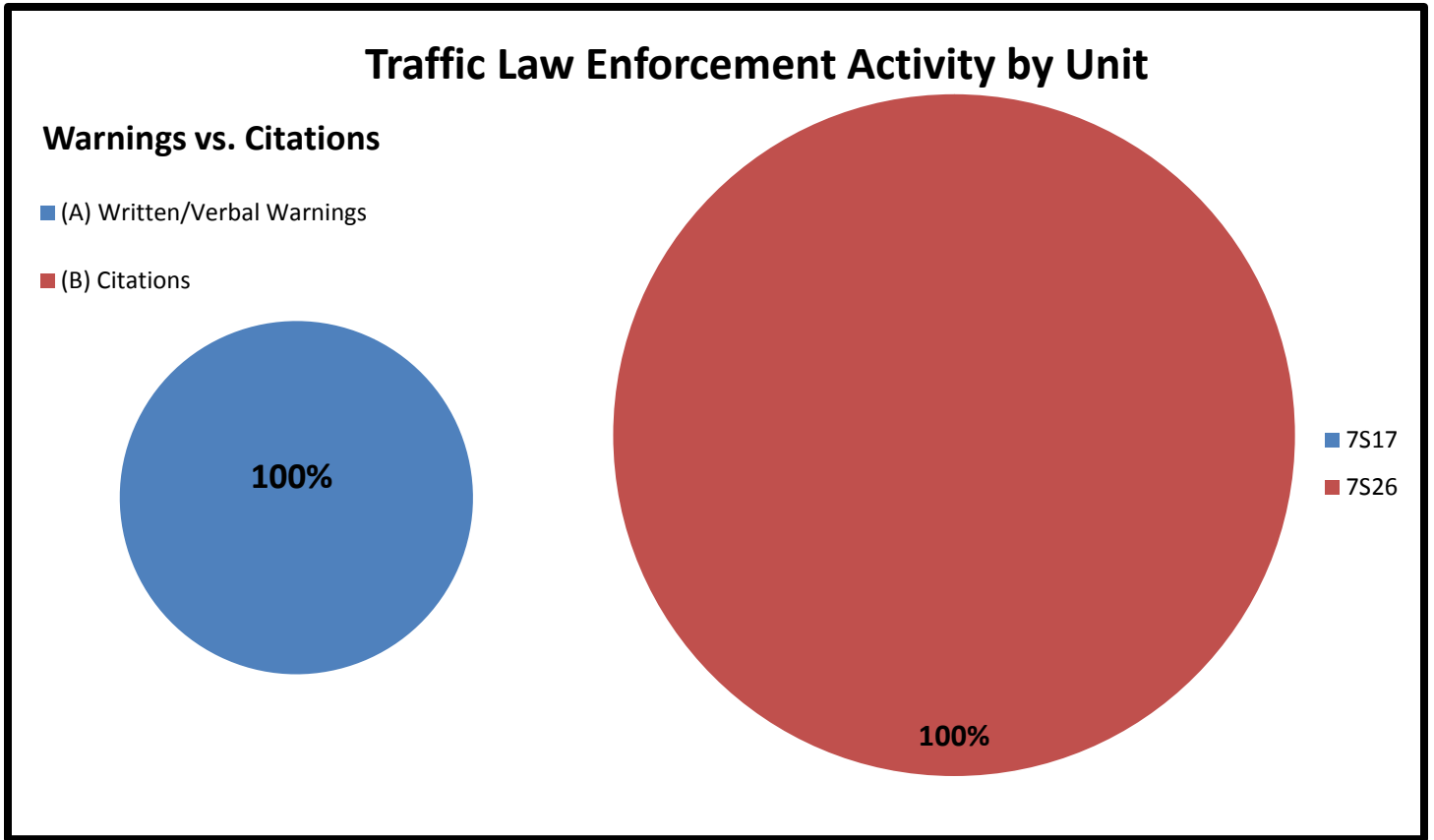
*	<i>Warnings vs. Citations</i>	7S17	7S26		TOT	AVER	%
(A)	Written/Verbal Warnings	0	1		1	0.5	100%
(B)	Citations	0	0		0	0.0	0%
(C)	<i>Totals</i>	0	1		1	0.5	100%

R. Sources of Calls for Service Monthly Total:

455

*	<i>Sources of Calls for Service</i>	7S17	7S26		TOT	AVER	%
(A)	On View	0	150		150	75.0	33%
(B)	Dispatched	19	22		41	20.5	9%
(C)	Self-Initiated	128	136		264	132.0	58%
(D)	<i>Totals</i>	147	308	455	227.5	100%	

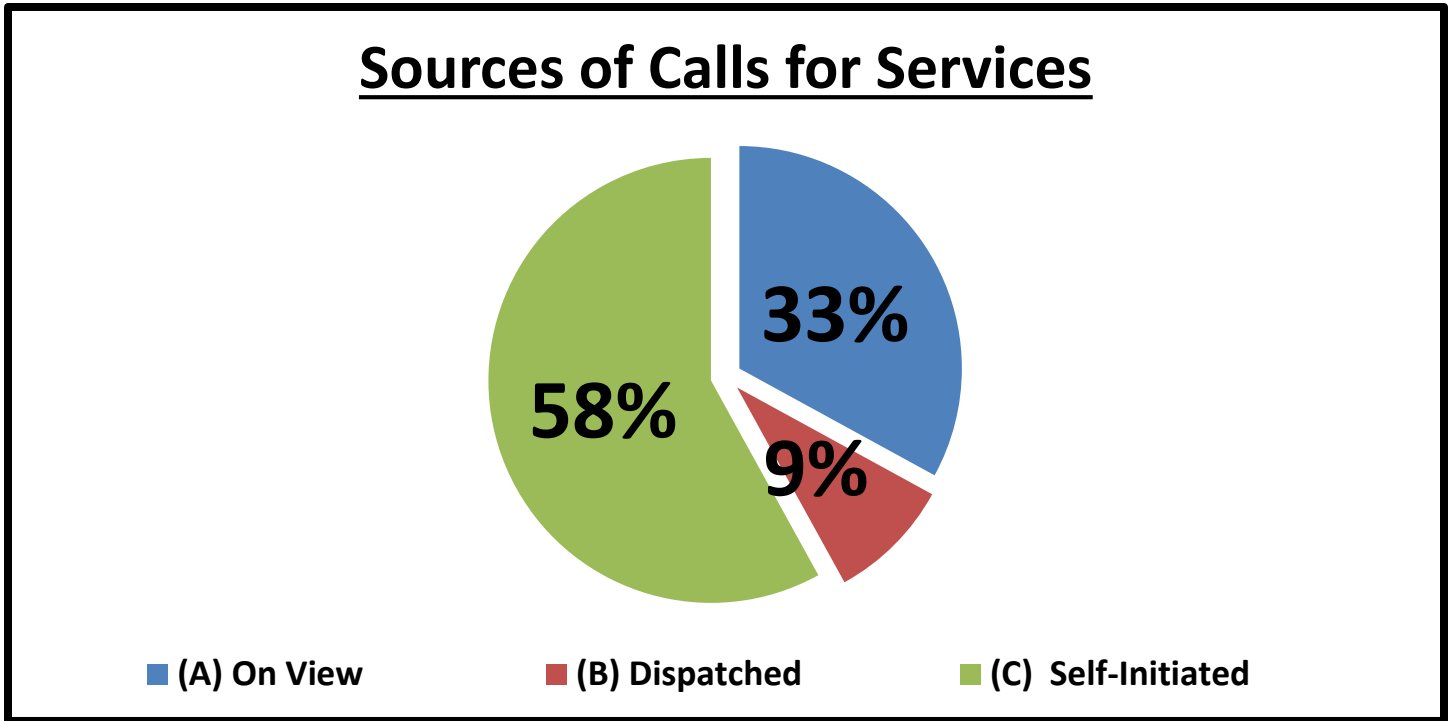
S. Sources of Calls for Service Percentages:



T. Sources of Calls for Service Percentages:

*	<i>Sources of Calls for Service</i>	7S17	7S26		TOT	AVER
(A)	On View	0%	49%		33%	0.2
(B)	Dispatched	13%	7%		9%	0.0
(C)	Self-Initiated	87%	44%		58%	0.3
(D)	<i>Totals</i>	100%	100%		100%	0.5

U. Sources of Calls for Service Percentages:



V. Free Reserve Personnel Time Utilized in Contract Monthly Total: 000

*	<i>Free Reserve Personnel Time</i>	7S17	7S26		TOT	AVER	%
(A)	<i>Totals</i>	0	0		0	0.0	#DIV/0!

W. Monthly Productivity Analysis Report (M.P.A.R.) - Executive Summary:

*	Unit	7S17	7S26		TOT	AVER
1	Patrol Activity	147	308		455	227.5
2	Security Checks	146	263		409	204.5
3	C.I.T. Interactions	0	0		0	0.0
4	Offense/Incident Reports	1	3		4	2.0
*	<i>Total Service Calls</i>	294	574		868	434.0
1	Criminal Arrests	0	0		0	0.0
2	Citations Issued	0	0		0	0.0
3	Written & Verbal Warnings	0	1		1	0.5
*	<i>Enforcement Service Calls</i>	0	1		1	0.5
*	<i>Total Hours</i>	160	160		320	160.0
1	Sick Time Used	0	0		0	0.0
2	Vacation Time Used	0	0		0	0.0
3	Training Time Used	0	0		0	0.0
4	Compensatory Time Used	0	0		0	0.0
*	<i>Hours Actually Worked</i>	160	160		320	160.0
*	<i>Unit Productivity Ratio</i>	1.8	3.6		2.7	2.7

X. Mileage Total:

1654

*	Mileage	7S17	7S26		TOT	AVER	%
(A)	<i>Totals</i>	666	988		1654	827.0	364%

Y. Patrol Alert Submission Report:

*	Received				Subject
00x	Date	Time	Code	Location	
A.					

Z. Incident Summaries:

01.	APRIL 17, 2020	2200 HOURS	DISCHARGE FIREARMS		DEPUTY C. JOLIVETTE	
	EVENING SHIFT:	9300 KRISTIN DR	BBVW	"M"	HC:	2004-00129
<p>On April 17, 2020, a Friday, at approximately 2214 hours, while on patrol in the "Braeburn Valley West Contract", Deputy C. Jolivette was performing routine patrol and law enforcement services when I (Deputy C. Jolivette) got dispatched to a discharge of firearms call for service. Upon making contact with the Complainant and the Deputy discovered possibly 2 firearms had been discharged with individual involved still on scene. The other suspect fled the scene and was unable to locate. After questioning individual weapon was possibly used in self-defense. Investigation still open and pending. Deputy gathered all pertinent information needed to make a report. Report Generated. The patrol activity type is "PAT=P".</p>						

02.	APRIL 23, 2020	1700 HOURS	BURGLARY OF A VEHICLE		DEPUTY C. JOLIVETTE	
	EVENING SHIFT:	9300 CLARIDGE DR	BBVW	"M"	HC:	2004-00159
<p>On April 23, 2020, a Thursday, at approximately 1759 hours, while on patrol in the "Braeburn Valley West Contract", Deputy C. Jolivette was performing routine patrol and law enforcement services when I (Deputy C. Jolivette) got dispatched to a BMV that had already occurred. Upon making contact with the Complainant and the Deputy discovered a BMV had occurred by an unknown suspect. Deputy was able to retrieve surveillance video from reportee's security system. Suspect had a mask and gloves on in the video but determined he did make entry to reportee's vehicle. Latent finger prints were not gathered due to the suspect wearing gloves. Deputy gathered all pertinent information needed to make a report. Deputy will follow up on this case. Report Generated. The patrol activity type is "PAT=T".</p>						

03.	APRIL 23, 2020	1900 HOURS	BURGLARY OF A VEHICLE		DEPUTY C. JOLIVETTE	
	EVENING SHIFT:	9300 PORTAL DR	BBVW	"M"	HC:	2004-00160
<p>On April 23, 2020, a Thursday, at approximately 1944 hours, while on patrol in the "Braeburn Valley West Contract", Deputy C. Jolivette was performing routine patrol and law enforcement services when I (Deputy C. Jolivette) got dispatched to a burglary that had already occurred. Upon making contact with the Complainant and the Deputy discovered a theft had occurred by an unknown suspect. Deputy attempted and was able to retrieve surveillance video for reportee's security system. Suspect was wearing a mask and gloves in the video but determined he did make entry to reportee's vehicle. Latent finger prints were not gathered due to suspect wearing gloves. Deputy gathered all pertinent information needed to make a report. Deputy will follow up on this case. Report Generated. The patrol activity type is "PAT=T".</p>						

01.	APRIL 29, 2020	1500 HOURS	DISTURBANCE		DEPUTY M. RODRIGUEZ	
	DAYSHIFT:	9300 BANKSIDE	BBVW	"M"	HC:	2004-00225
<p>On April 29, 2020, a Wednesday, at approximately 1532 hours, while on patrol in the "Braeburn Valley West Contract" Deputy M. Rodriguez was performing routine patrol and law enforcement services when I, (Deputy M. Rodriguez) dispatched to a disturbance in progress in reference landlord tenant matter. Deputy collected all pertinent information and defused the situation. The patrol activity type is "PAT=P".</p>						

Sergeant Jon Meek

Sergeant Jon Meek
Neighborhood Patrol Division, First Line Supervisor
Harris County Constable's Office of Precinct 713-643-6602