



MAY WALKER, CONSTABLE
PRECINCT SEVEN
HARRIS COUNTY, TEXAS

MAIN OFFICE
5300 Griggs Road
Houston, Texas 77021
PHONE (713) 643-6602
FAX (713) 643-3401

Date: April 17, 2020

From: Sergeant Jon Meek
Neighborhood Patrol Division, First Line Supervisor
Harris County Constable's Office of Precinct "7"

To: Property Owners Association
Board of Directors & Management Company

Subject: March Monthly Productivity Analysis Report
Enclosure: **MPAR – March 2020**
Distribution: Executive Command Staff & Board of Directors & Management Company

The purpose of this "**Monthly Productivity Analysis Report**" (M.P.A.R.) is to provide the executive command staff with the appropriate data to analyze the productivity of assigned personnel and their shifts' activities to allow for the validation of individual and divisional performance evaluations. With regard to the specific contents of the report, there are 18 distinctive component parts of this report. These components are enumerated below:

- | | |
|--|---|
| 01. Patrol Activity Details | 10. Traffic Enforcement Report |
| 02. Patrol Activity Analytical Summary | 11. Trends & Percentages of Traffic |
| 03. Patrol Activity Percentages & Trends | 12. Citation & Warning Issuance Review |
| 04. Security Checks Report | 13. Call for Service Report (<i>C.F.S.</i>) |
| 05. Security Checks Percentages & Trends | 14. Trends & Percentages for <i>C.F.S.</i> |
| 06. Crisis Intervention Disposition Report | 15. Overtime Report (service at no Cost) |
| 07. Offense/Incident Generation Report | 16. Reserve Deputy Use (at no Cost) |
| 08. Criminal Arrest Types Report | 17. Incident Summarization |
| 09. Warrant Execution Report | 18. Hotspot Report Data Review |

A cursory analysis of the statistical data from this report should be demonstrative of the quality of performance of this agency in realizing the contractual obligations and the overall achievement of the goals and objectives of this Agency and the Contract Division.

3236 total miles were driven and the shift responded to **1801** total service calls and conducted **000** crash investigations. The shift issued **010** traffic citations, made **02** arrests and handled **029** enforcement service related calls.

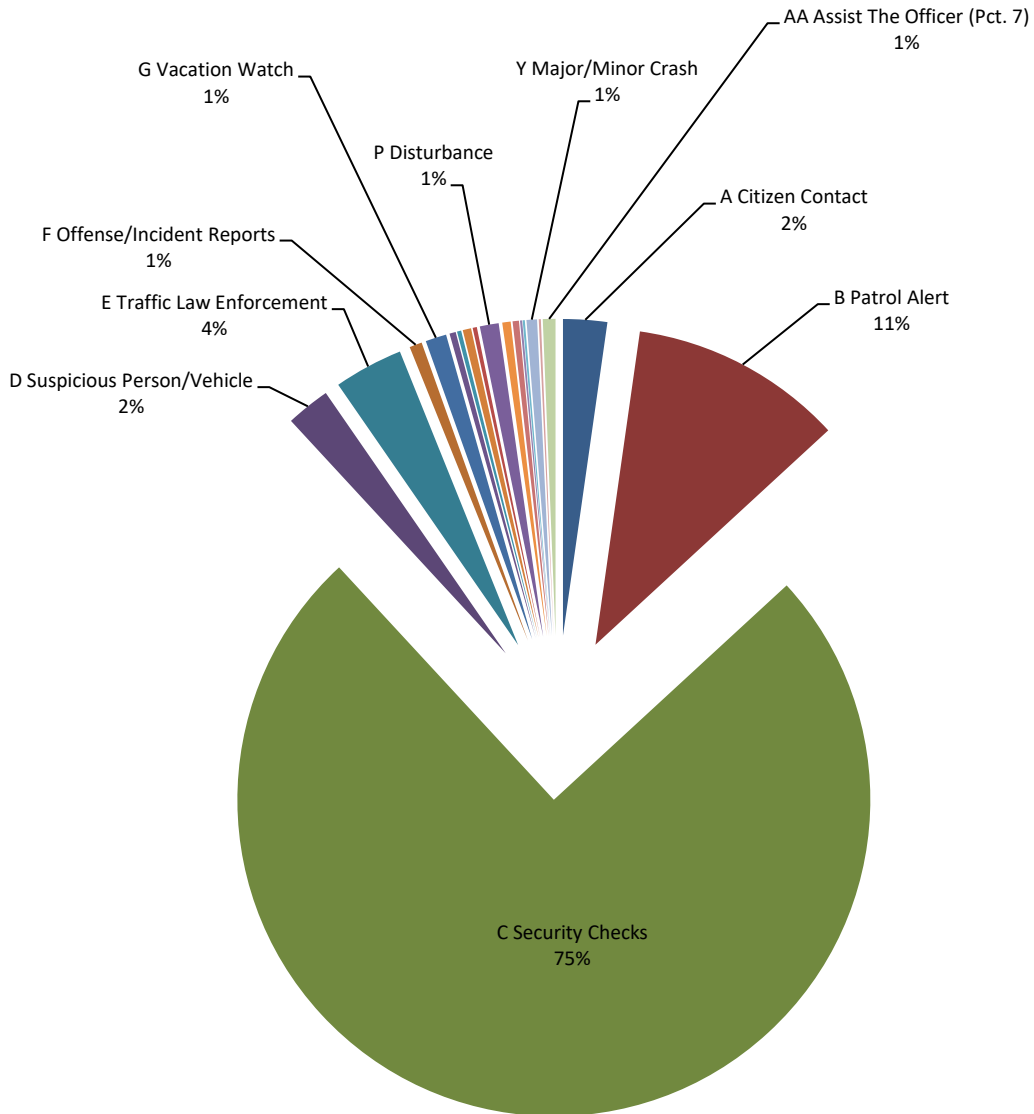
A. Patrol Activity Monthly Total:

0935

*	Patrol Activity Types	7S18	7S28	7S29	TOT	AVER	%
A	Citizen Contact	10	11	0	21	7.0	2%
B	Patrol Alert	1	0	101	102	34.0	11%
C	Security Checks	173	251	277	701	233.7	75%
D	Suspicious Person/Vehicle	9	6	6	21	7.0	2%
E	Traffic Law Enforcement	8	13	12	33	11.0	4%
F	Offense/Incident Reports	3	3	0	6	2.0	1%
G	Vacation Watch	0	0	10	10	3.3	1%
H	Open Door / Window	0	0	0	0	0.0	0%
I	Assist Contract Citizen	0	0	0	0	0.0	0%
J	Welfare Check / Med.	0	3	0	3	1.0	0%
K	Traffic Initiative	0	2	0	2	0.7	0%
L	Traffic Hazard	1	3	0	4	1.3	0%
M	Animal Humane	0	0	0	0	0.0	0%
N	Alarms	1	1	0	2	0.7	0%
O	Mental Cases (171)	0	0	0	0	0.0	0%
P	Disturbance	3	2	4	9	3.0	1%
Q	Criminal Investigation	0	0	0	0	0.0	0%
R	Follow-up Investigation	4	0	0	4	1.3	0%
S	Criminal Mischief	0	0	0	0	0.0	0%
T	Burglary Residence/Vehicle	1	2	0	3	1.0	0%
U	Theft / Theft of Business	0	0	0	0	0.0	0%
V	Citizen Assaulted	1	0	0	1	0.3	0%
W	Robbery of an Individual	1	0	0	1	0.3	0%
X	Trespass Warning	0	0	0	0	0.0	0%
Y	Major/Minor Crash	1	3	1	5	1.7	1%
Z	Child Custody Disputes	0	1	0	1	0.3	0%
AA	Assist The Officer (Pct. 7)	6	0	0	6	2.0	1%
BB	Runaway Missing Persons	0	0	0	0	0.0	0%
CC	Assisted LEA	0	0	0	0	0.0	0%
DD	Solicitors	0	0	0	0	0.0	0%
EE	Meeting/Event/Ct.	0	0	0	0	0.0	0%
*	MONTH TOTALS	223	301	411	935	311.7	100%

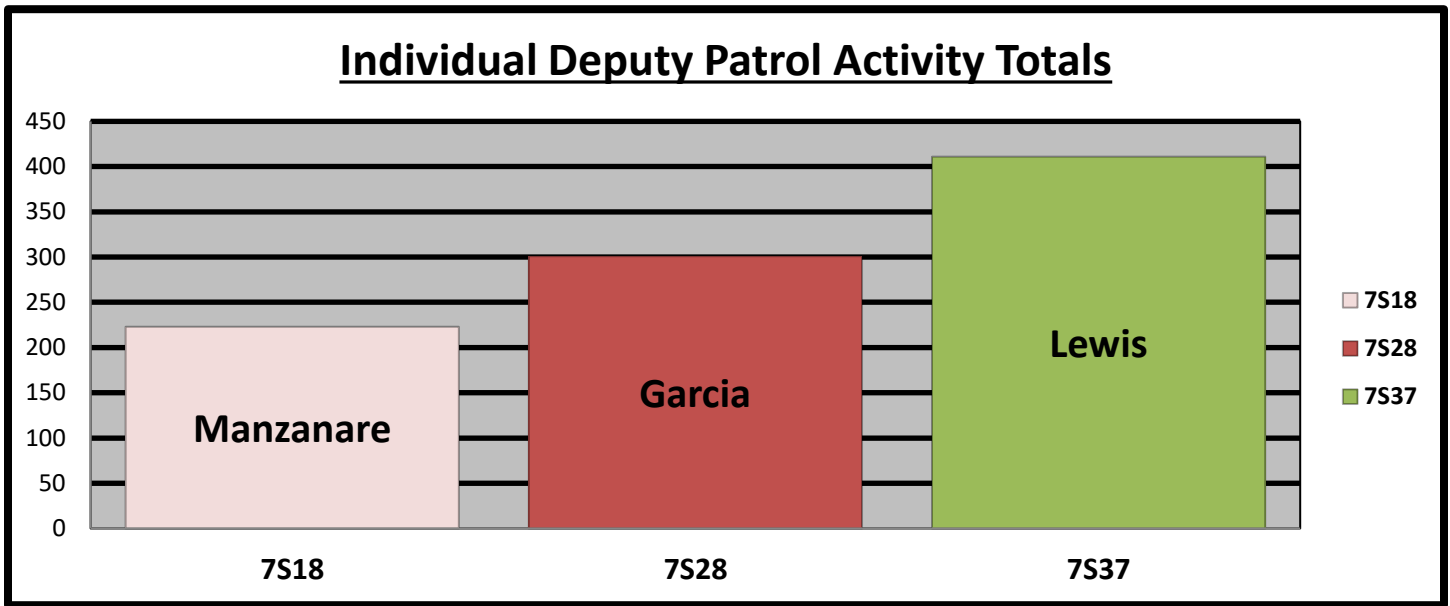
A1. Patrol Activity Percentage:

Percentage of Patrol Activity



- | | | | |
|-------------------------------|------------------------------|----------------------------------|--------------------------------|
| ■ A Citizen Contact | ■ B Patrol Alert | ■ C Security Checks | ■ D Suspicious Person/Vehicle |
| ■ E Traffic Law Enforcement | ■ F Offense/Incident Reports | ■ G Vacation Watch | ■ H Open Door / Window |
| ■ I Assist Contract Citizen | ■ J Welfare Check / Med. | ■ K Traffic Initiative | ■ L Traffic Hazard |
| ■ M Animal Humane | ■ N Alarms | ■ O Mental Cases (171) | ■ P Disturbance |
| ■ Q Criminal Investigation | ■ R Follow-up Investigation | ■ S Criminal Mischief | ■ T Burglary Residence/Vehicle |
| ■ U Theft / Theft of Business | ■ V Citizen Assaulted | ■ W Robbery of an Individual | ■ X Trespass Warning |
| ■ Y Major/Minor Crash | ■ Z Child Custody Disputes | ■ AA Assist The Officer (Pct. 7) | ■ BB Runaway Missing Persons |
| ■ CC Assisted LEA | ■ DD Solicitors | ■ EE Meeting/Event/Ct. | |

B. Patrol Activity by West Belfort Personnel:

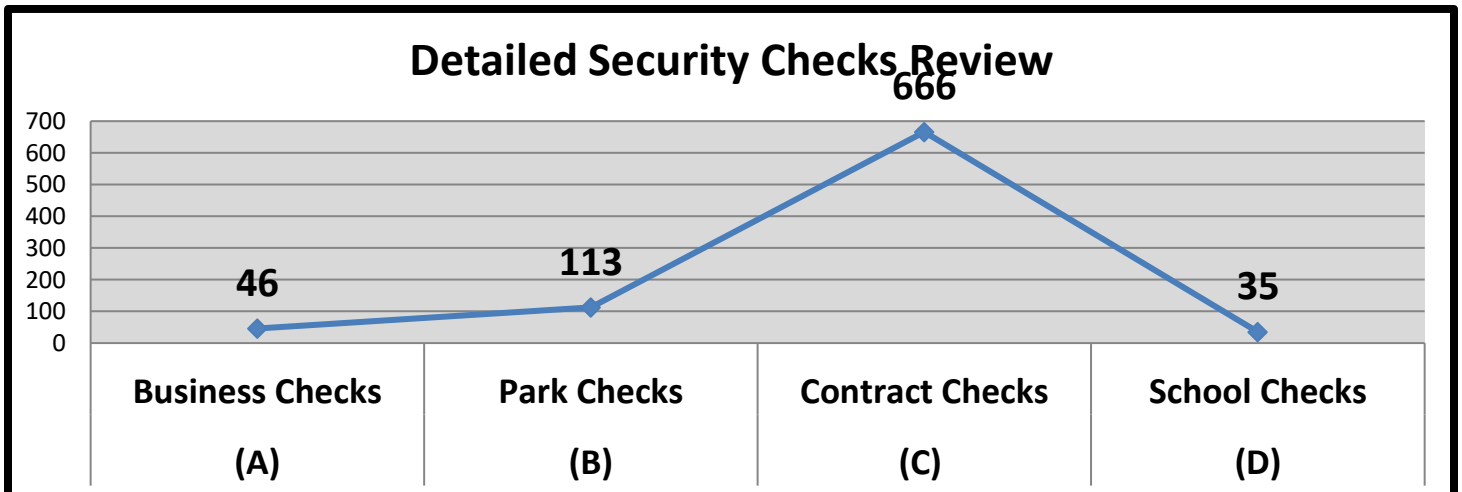


C. Security Checks Monthly Total:

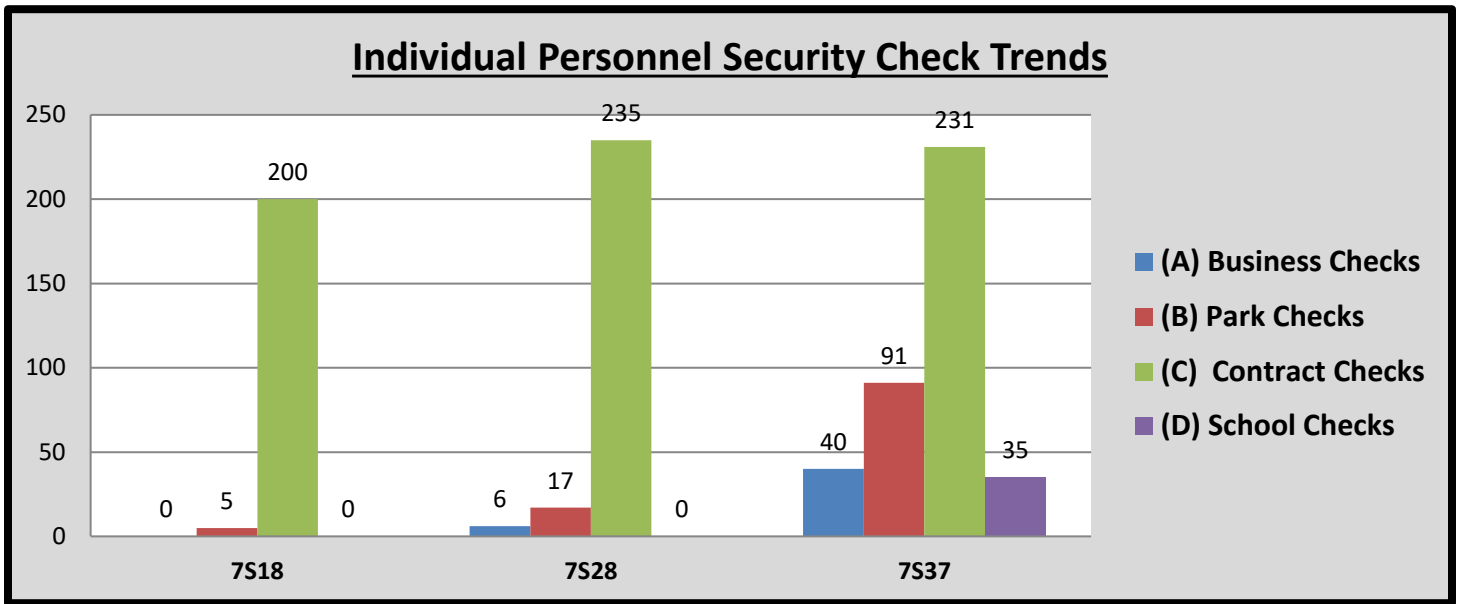
0860

*	Security Checks	7S18	7S28	7S29	TOT	AVER	%
(A)	Business Checks	0	6	40	46	15.3	5%
(B)	Park Checks	5	17	91	113	37.7	13%
(C)	Contract Checks	200	235	231	666	222.0	77%
(D)	Plaza Checks	0	0	35	35	11.7	4%
(E)	<i>Totals</i>	205	258	397	860	286.7	100%

D. Detailed Security Checks Monthly:



E. Individual Personnel Security Check Trends:



F. CIT/MHO Dispositions Monthly Total:

000

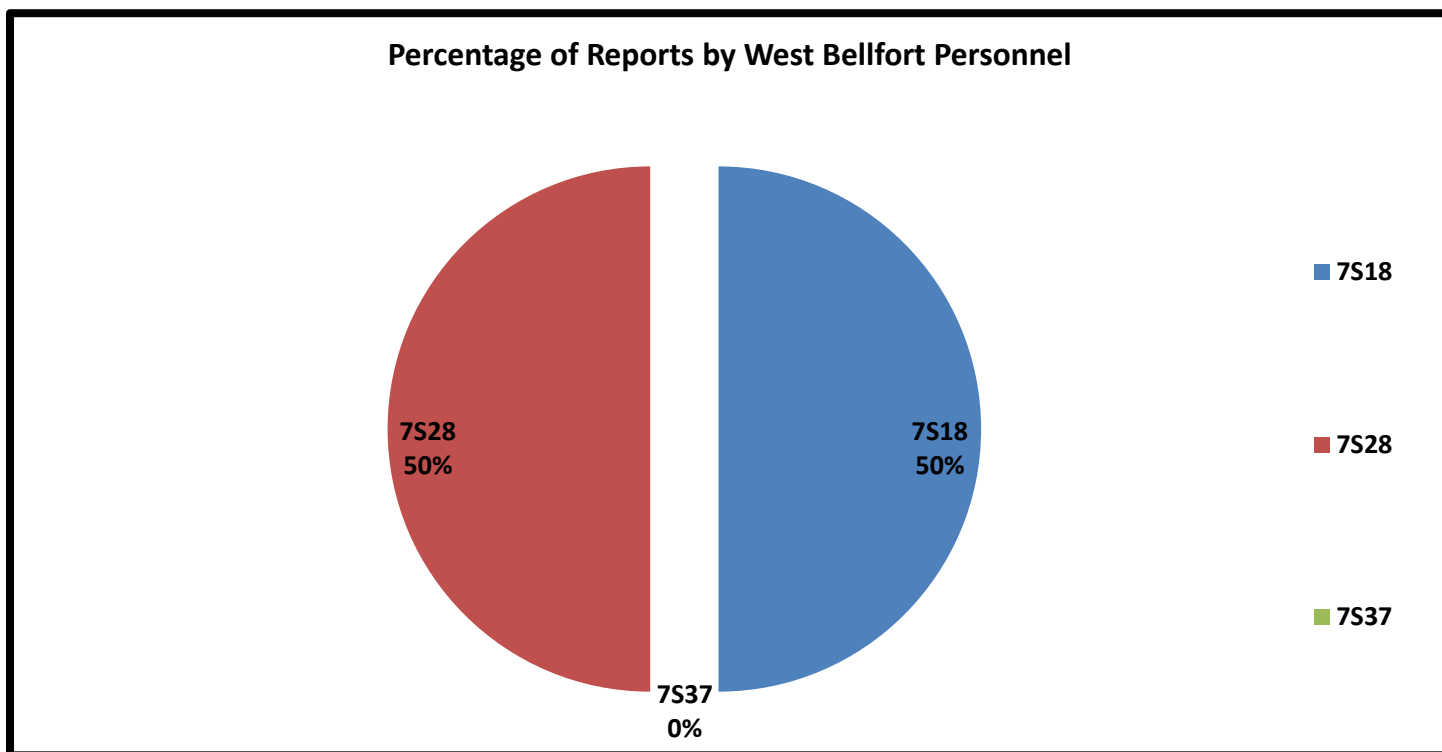
*	<i>C.I.T. Dispositions</i>	7S18	7S28	7S29	TOT	AVER	%
(A)	CIT/MHO Outside Referral	0	0	0	0	0.0	#DIV/0!
(B)	CIT/MHO Transport	0	0	0	0	0.0	#DIV/0!
(C)	CIT/MHO CIT Contact	0	0	0	0	0.0	#DIV/0!
(D)	CIT/MHO Arrest	0	0	0	0	0.0	#DIV/0!
(E)	<i>Totals</i>	0	0	0	0	0.0	#DIV/0!

G. Offense/Incident Reports Monthly Total:

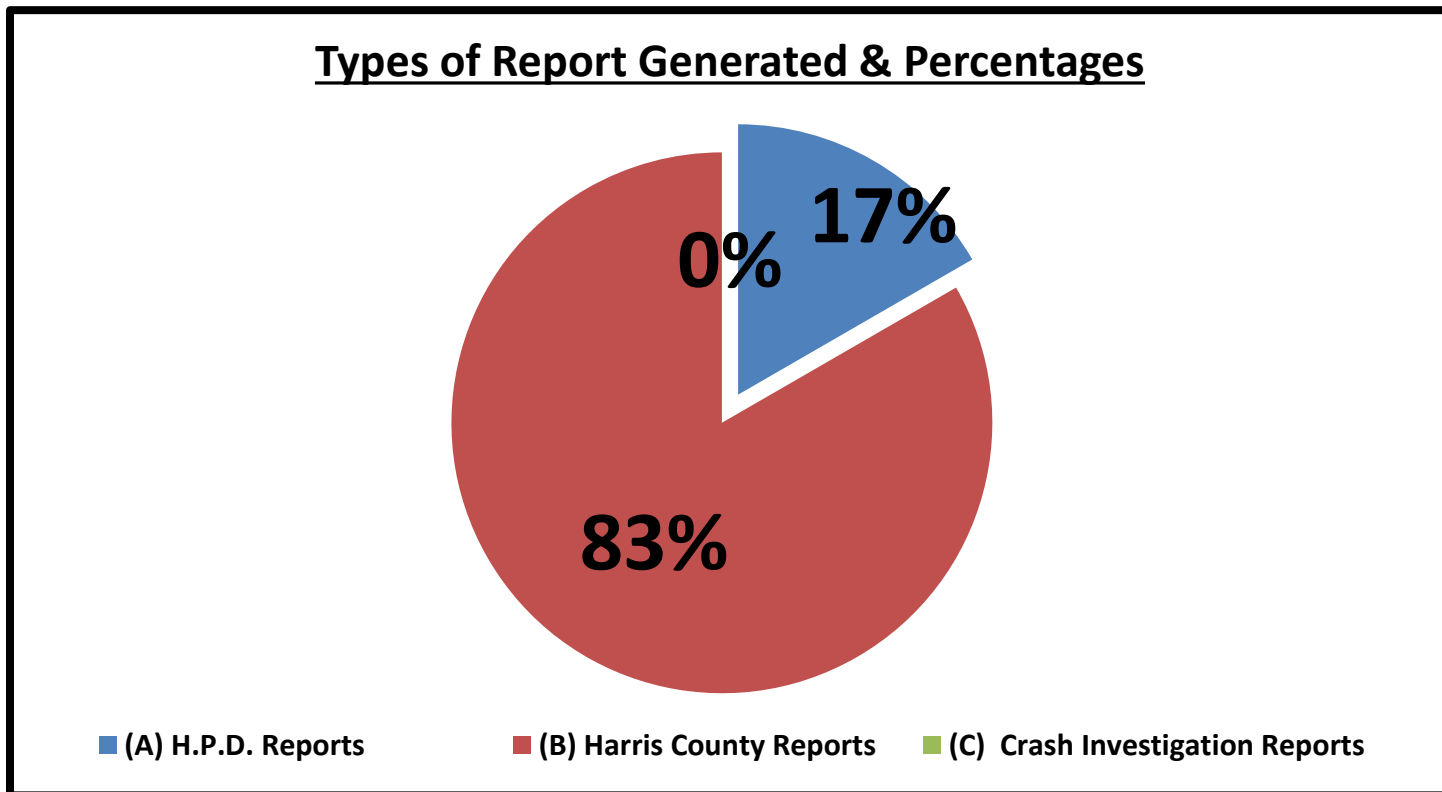
006

*	<i>Offense/Incident Reports</i>	7S18	7S28	7S29	TOT	AVER	%
(A)	H.P.D. Reports	1	0	0	1	0.3	17%
(B)	Harris County Reports	2	3	0	5	1.7	83%
(C)	Crash Investigation Reports	0	0	0	0	0.0	0%
(D)	<i>Totals</i>	3	3	0	6	2.0	100%

H. Report Generation Percentages:



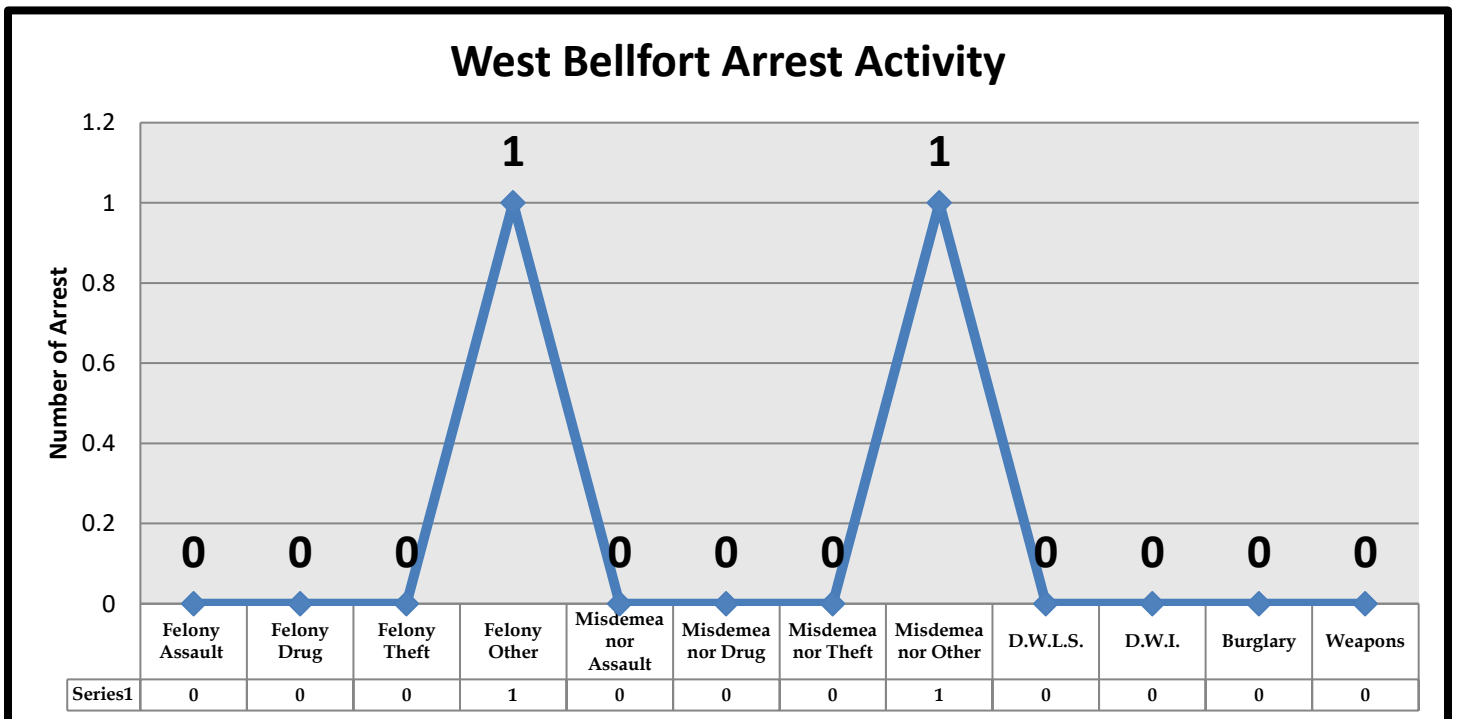
I. Percentages:



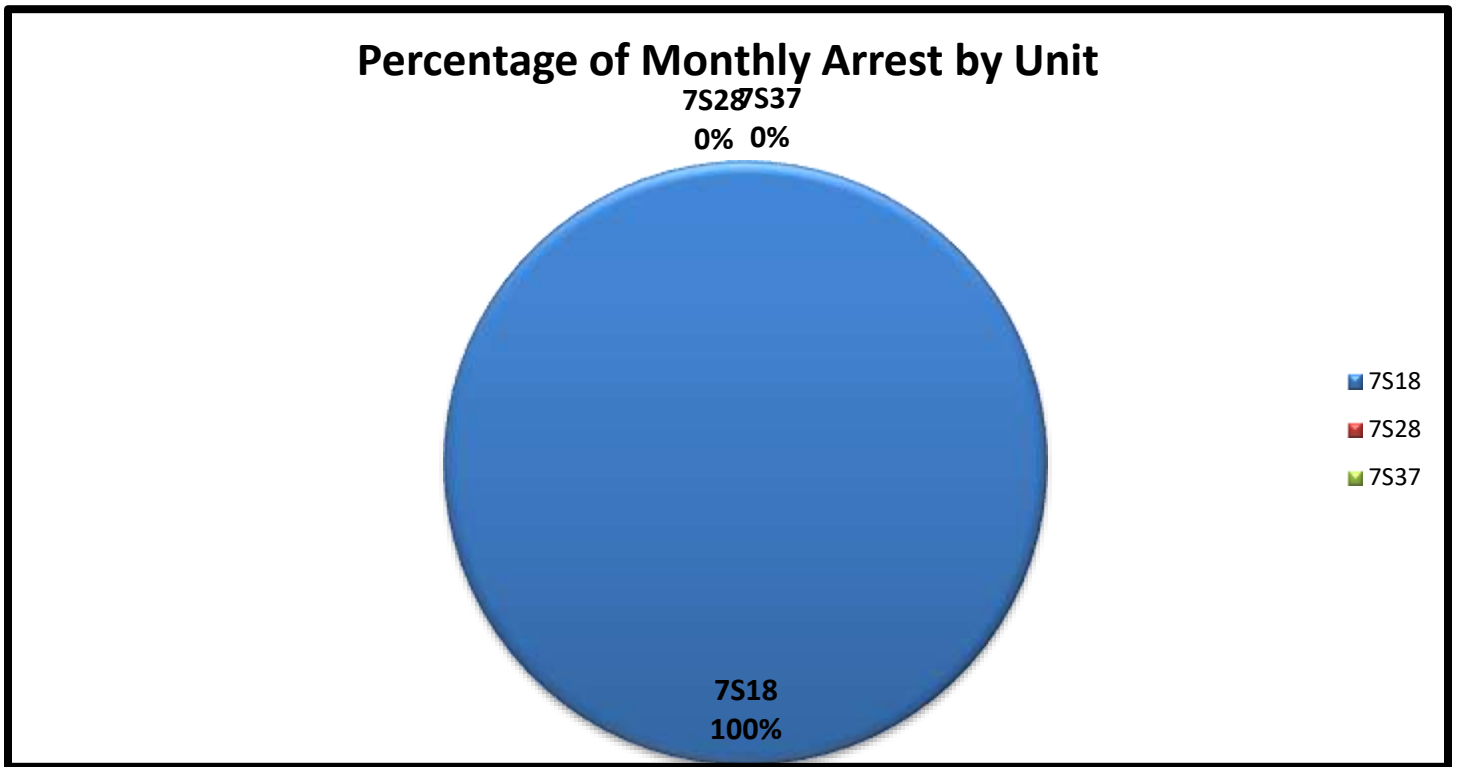
J. Types of Criminal Arrests Monthly Total:

*	Types of Criminal Arrests	7S18	7S28	7S29	TOT	AVER	%
A	Felony Assault	0	0	0	0	0.0	0%
B	Felony Drug	0	0	0	0	0.0	0%
C	Felony Theft	0	0	0	0	0.0	0%
D	Felony Other	1	0	0	1	0.3	50%
E	Misdemeanor Assault	0	0	0	0	0.0	0%
F	Misdemeanor Drug	0	0	0	0	0.0	0%
G	Misdemeanor Theft	0	0	0	0	0.0	0%
H	Misdemeanor Other	1	0	0	1	0.3	50%
I	D.W.L.S.	0	0	0	0	0.0	0%
J	D.W.I.	0	0	0	0	0.0	0%
K	Burglary	0	0	0	0	0.0	0%
L	Weapons	0	0	0	0	0.0	0%
M	Totals	2	0	0	2	0.7	100%

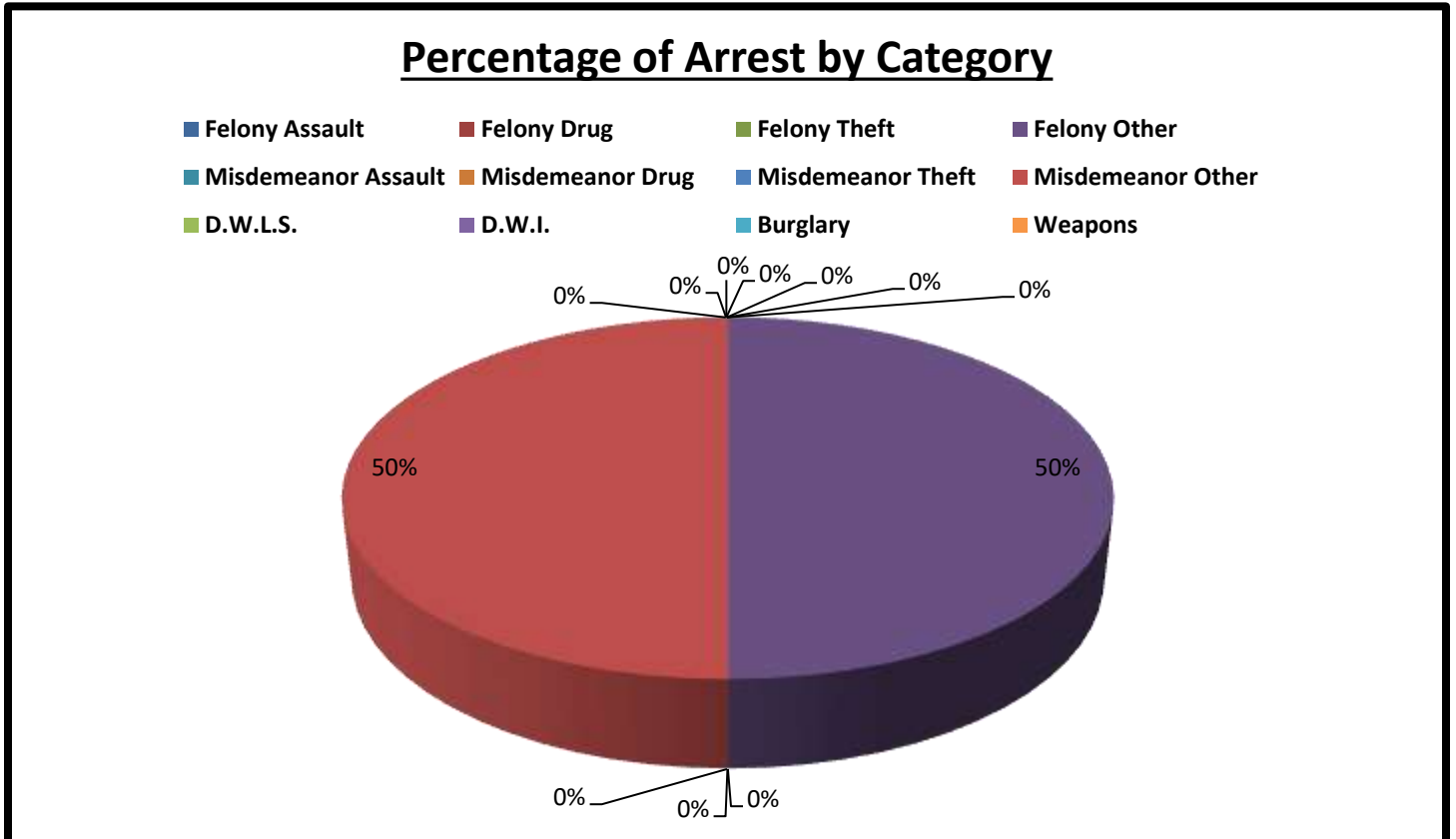
K. Types of Criminal Arrests Monthly Total:



L. Types of Criminal Arrests Percentage Total:



M. Types of Criminal Arrests Monthly Percentage Total:



N. Executed Warrant Monthly Total:

000

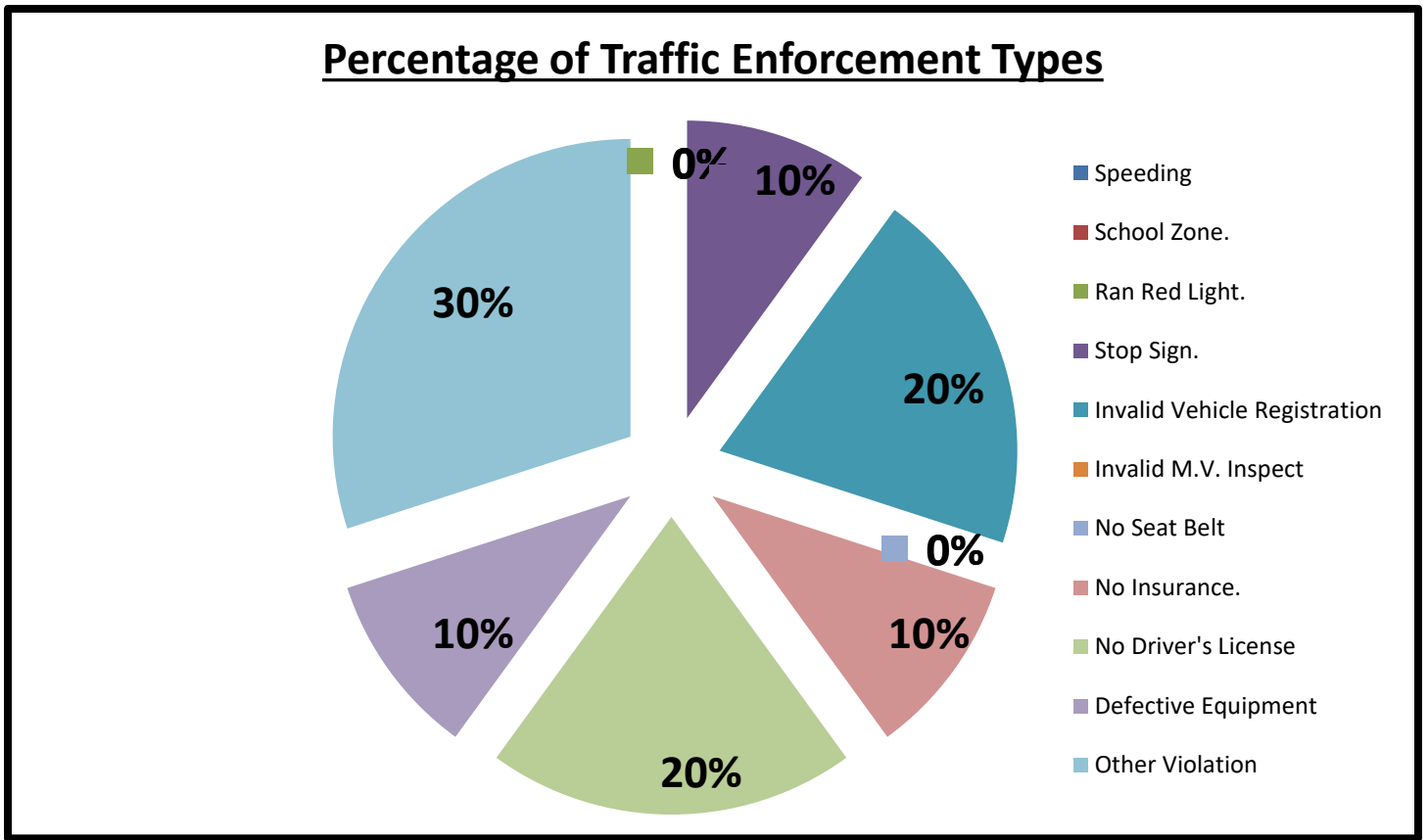
*	<i>Executed Warrants</i>	7S18	7S28	7S29	TOT	AVER	%
(A)	Felony Warrants	0	0	0	0	0.0	#DIV/0!
(B)	Misdemeanor Warrants	0	0	0	0	0.0	#DIV/0!
(C)	<i>Totals</i>	0	0	0	0	0.0	#DIV/0!

O. Traffic Law Enforcement Total:

027

*	<i>Traffic Enforcement</i>	7S18	7S28	7S29	TOT	AVER	%
A	Speeding	0	0	0	0	0.0	0%
B	School Zone.	0	0	0	0	0.0	0%
C	Ran Red Light.	0	0	0	0	0.0	0%
D	Stop Sign.	0	1	0	1	0.3	10%
E	Invalid Vehicle Registration	0	2	0	2	0.7	20%
F	Invalid M.V. Inspect	0	0	0	0	0.0	0%
G	No Seat Belt	0	0	0	0	0.0	0%
H	No Insurance.	1	0	0	1	0.3	10%
I	No Driver's License	1	1	0	2	0.7	20%
J	Defective Equipment	0	1	0	1	0.3	10%
K	Other Violation	1	2	0	3	1.0	30%
L	Written Warnings	0	0	0	0	0.0	0%
M	Verbal Warning	0	5	12	17	5.7	100%
N	Citation	3	7	0	10	3.3	37%
O	Total Violations	3	12	12	27	9.0	100%

P. Traffic Law Enforcement Total:



Q. Citations vs. Warnings Monthly Total:

027

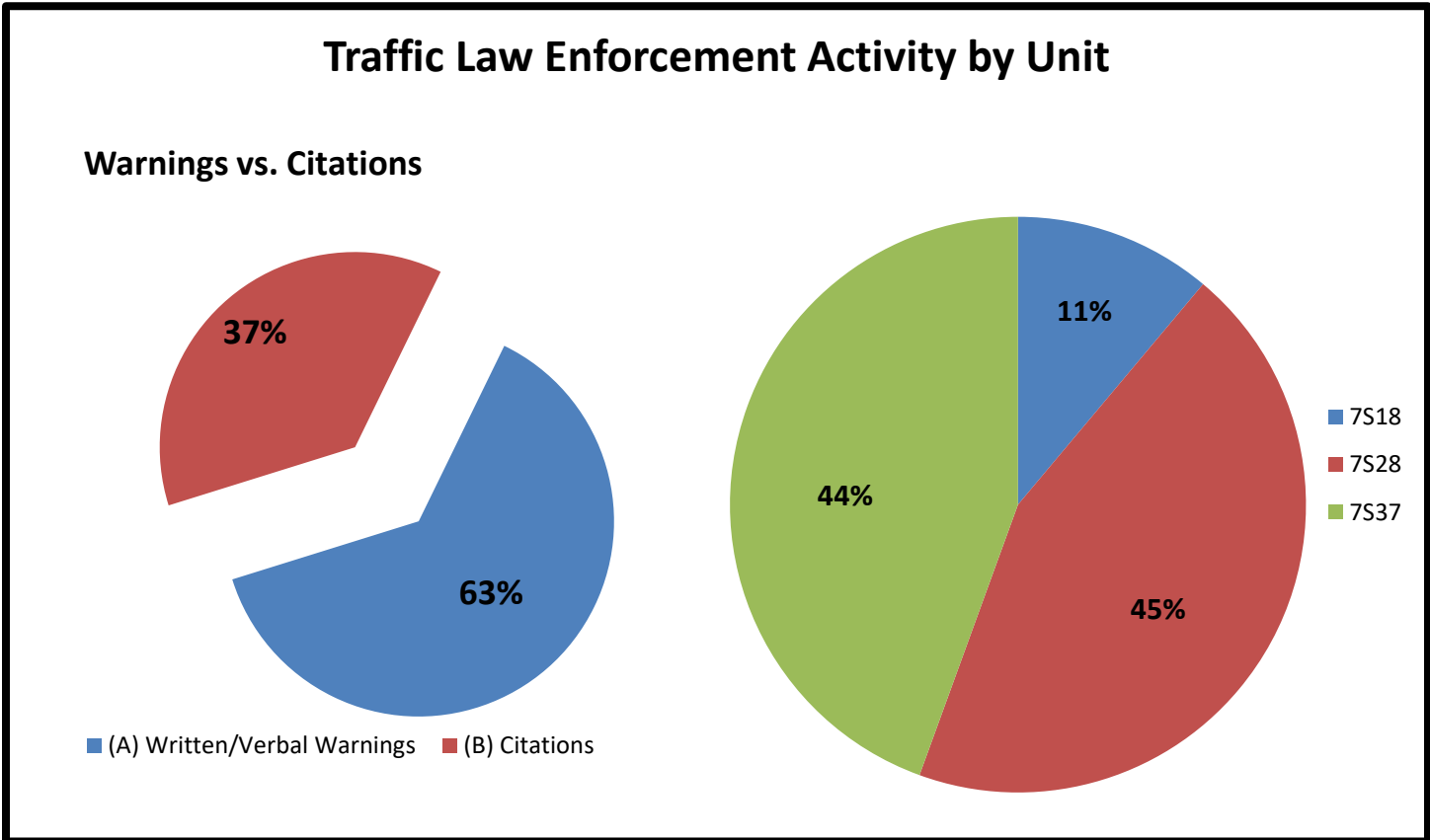
*	<i>Warnings vs. Citations</i>	7S18	7S28	7S29	TOT	AVER	%
(A)	Written/Verbal Warnings	0	5	12	17	5.7	63%
(B)	Citations	3	7	0	10	3.3	37%
(C)	<i>Totals</i>	3	12	12	27	9.0	100%

R. Sources of Calls for Service Monthly Total:

934

*	<i>Sources of Calls for Service</i>	7S18	7S28	7S29	TOT	AVER	%
(A)	On View	0	0	1	1	0.3	0%
(B)	Dispatched	9	18	3	30	10.0	3%
(C)	Self-Initiated	211	285	407	903	301.0	97%
(D)	<i>Totals</i>	220	303	411	934	311.3	100%

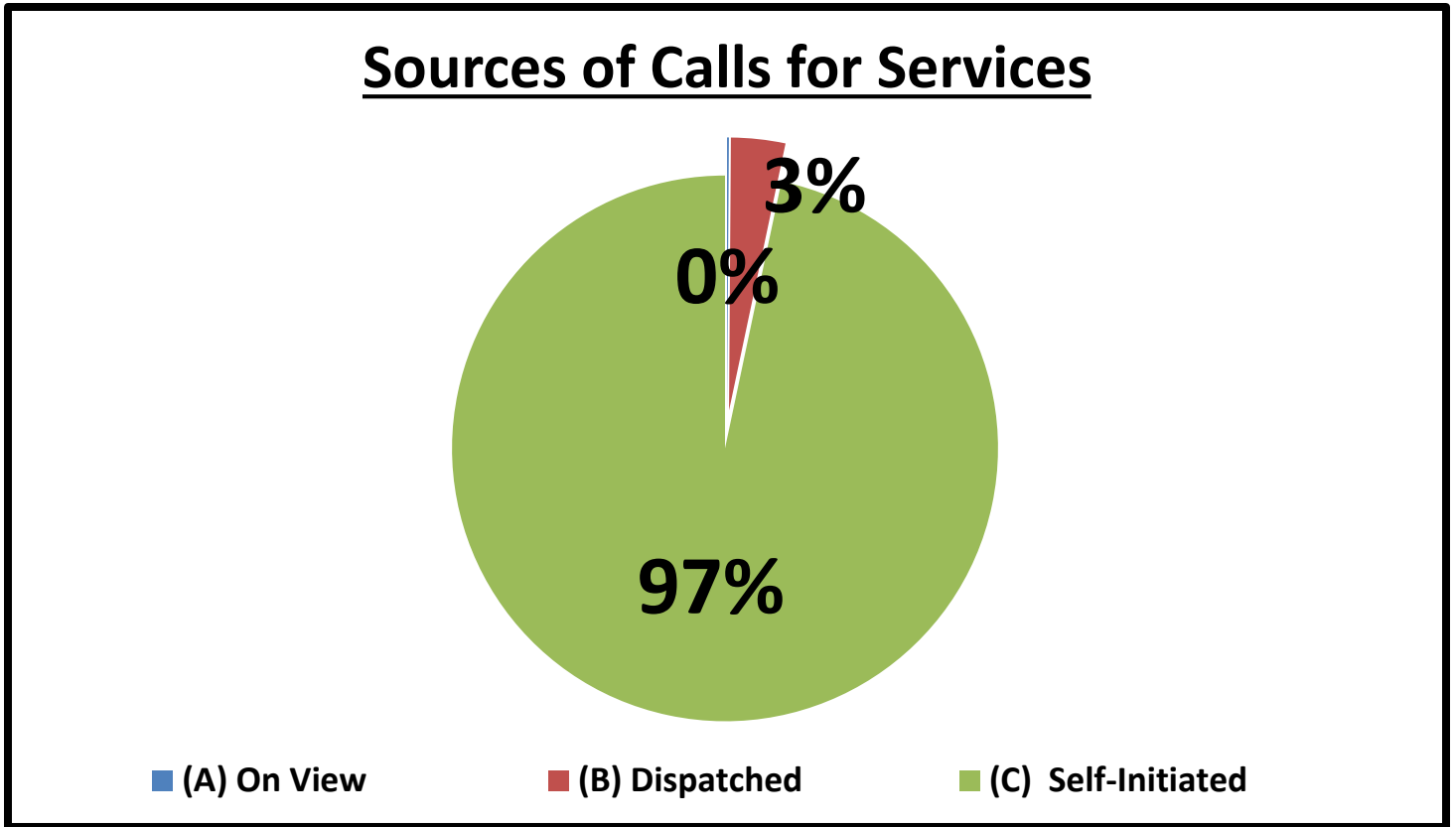
S. Traffic Law Enforcement Activity by Unit Percentages:



T. Sources of Calls for Service Percentages:

*	Sources of Calls for Service	7S18	7S28	7S29	TOT
(A)	On View	0%	0%	0%	0%
(B)	Dispatched	4%	6%	1%	3%
(C)	Self-Initiated	96%	94%	99%	97%
(D)	<i>Totals</i>	100%	100%	100%	100%

U. Sources of Calls for Service Percentages:



V. Free Reserve Personnel Time Utilized in Contract Monthly Total: 000

*	<i>Free Reserve Personnel Time</i>	7S18	7S28	7S29		TOT	AVER	%
(A)	<i>Totals</i>	0	0	0		0	0.0	#DIV/0!

W. Monthly Productivity Analysis Report (M.P.A.R.) - Executive Summary:

*	<i>Units</i>	7S18	7S28	7S29		TOT	AVER
1	Patrol Activity	223	301	411		935	311.7
2	Security Checks	205	258	397		860	286.7
3	C.I.T. Interactions	0	0	0		0	0.0
4	Offense/Incident Reports	3	3	0		6	2.0
*	<i>Total Service Calls</i>	431	562	808		1801	600.3
1	Criminal Arrests	2	0	0		2	0.7
2	Citations Issued	3	7	0		10	3.3
3	Written & Verbal Warnings	0	5	12		17	5.7
*	<i>Enforcement Service Calls</i>	5	12	12		29	9.7
*	<i>Total Hours</i>	160	160	160		480	160.0
1	Sick Time Used	0	0	0		0	0.0
2	Vacation Time Used	0	0	0		0	0.0
3	Training Time Used	0	0	0		0	0.0
4	Compensatory Time Used	0	0	0		0	0.0
*	<i>Hours Actually Worked</i>	160	160	160		480	160.0
*	<i>Unit Productivity Ratio</i>	2.7	3.6	5.1		3.8	3.8

X. Mileage Total:

3236

*	<i>Mileage</i>	7S18	7S28	7S29		TOT	AVER	%
(A)	<i>Totals</i>	1096	1041	1099		3236	1078.7	346%

Y. Patrol Alert Submission Report:

*	<i>Received</i>				<i>Subject</i>
00x	<i>Date</i>	<i>Time</i>	<i>Code</i>	<i>Location</i>	
A.					

Z. Incident Summaries:

01.	MARCH 07, 2020	1000 HOURS	AGG ASSAULT W/DEADLY W		DEPUTY C. MANZANARE	
	DAYSHIFT:	7700 CREEKBEND DR	WB	"F"	HPD:	318652-20
<p>On March 07, 2020, a Saturday, at approximately 1038 hours, while on patrol in the "West Bellfort Contract", Deputy C. Manzanare was performing routine patrol and law enforcement services when I (Deputy C. Manzanare) got dispatched to a discharge of a firearm call for service. Upon making contact with the witnesses deputy discovered shell casing in the direction the sounds came from per witnesses. During further investigation Deputy learned a shooting had occurred with the victim being struck in the abdomen area and then transported to the hospital by a family member. Deputy gathered all pertinent information needed to make a report. HPD Report Generated. The patrol activity type is "PAT=V".</p>						

02.	MARCH 07, 2020	1900 HOURS	CRIMINAL MISCHIEF		DEPUTY Y. GARCIA	
	EVENINGSHIFT:	7500 COACHWOOD	WB	"M"	HC:	2003-00043
<p>On March 7, 2020, a Saturday, at approximately 19:30 hours, while on patrol in the "West Bellfort Contract", Deputy Y. Garcia was performing routine patrol and law enforcement services when I (Deputy Y. Garcia) to a Criminal Mischief call for service. Deputy gathered all pertinent information needed to make a report. Report Generated. The patrol activity type is "PAT=S".</p>						

03.	MARCH 13, 2020	1700 HOURS	CHILD CUSTODY DISPUTE		DEPUTY Y. GARCIA	
	EVENINGSHIFT:	10600 PAULWOOD	WB	"N/A"	HC:	2003-00082
<p>On Mar 13, 2020, a Friday, at approximately 17:20 hours, while on patrol in the "West Bellfort Contract", Deputy Y. Garcia was performing routine patrol and law enforcement services when I (Deputy Y. Garcia) was dispatched for a Child Custody call for service. Deputy gathered all pertinent information needed to make a report. Report Generated. The patrol activity type is "PAT=Z".</p>						

04.	MARCH 21, 2020	0800 HOURS	STOLEN VEHICLE RECOVERY		DEPUTY C. MANZANARE	
	DAYSHIFT:	7700 CREEKBEND DR	WB	"F"	HC:	2003-00129
<p>On March 21, 2020, a Saturday, at approximately 0809 hours, while on patrol in the "West Bellfort Contract", Deputy C. Manzanare was performing routine patrol and law enforcement services when I (Deputy C. Manzanare) got dispatched to a suspicious person/vehicle call for service. Upon arrival deputy observed an individual loading items in the rear area of the vehicle matching the description given by the caller. Upon attempting to make contact with the subject and inquire as to what he was doing the subject fled on foot and was able to elude detention. The vehicle was then inventoried and an id was located of the suspect. While continuing to investigate Deputy learned the truck was reported stolen and it was recovered. Deputy was able to positively identify the suspect, To Be Warrants pending. Deputy gathered all pertinent information needed to make a report. Report Generated. The patrol activity type is "PAT=D".</p>						

05.	MARCH 24, 2020	1900 HOURS	BURGLARY OF A HABITATION		DEPUTY Y. GARCIA	
	EVENINGSHIFT:	7800 OAKINGTON DR	WB	"F"	HC:	2003-00156
	<p>On March 24, 2020, a Tuesday, at approximately 19:41 hours, while on patrol in the "West Bellfort Contract", Deputy Y. Garcia was performing routine patrol and law enforcement services when I (Deputy Y. Garcia) was dispatched for a Burglary of a Habitation call for service. Deputy gathered all pertinent information needed to make a report. Report Generated. The patrol activity type is "PAT=T".</p>					

06.	MARCH 31, 2020	1000 HOURS	FAMILY DISTURBANCE		DEPUTY C. MANZANARE	
	DAYSHIFT:	7500 COACHWOOD DR	WB	"M"	HC:	2003-00192
	<p>On March 31, 2020, a Tuesday, at approximately 1014 hours, while on patrol in the "West Bellfort Contract", Deputy C. Manzanare was performing routine patrol and law enforcement services when I (Deputy C. Manzanare) overheard via HPD radio a family disturbance call for service drop located within the contract. Upon arrival deputy spoke with all involved parties and learned the altercation was between 2 family members regarding a computer. The two family members at one point armed them self's with knives and one of the family member had a very minor superficial cut on his back which he stated did not hurt. District Attorney's Office was contacted and charges were declined. Deputy gathered all pertinent information needed to make a report. Report Generated. The patrol activity type is "PAT=P".</p>					

Sergeant Jon Meek

Sergeant Jon Meek
Neighborhood Patrol Division, First Line Supervisor
Harris County Constable's Office of Precinct 713-643-6602