



**MAY WALKER**, CONSTABLE  
PRECINCT SEVEN  
HARRIS COUNTY, TEXAS

MAIN OFFICE  
5300 Griggs Road  
Houston, Texas 77021  
PHONE (713) 643-6602  
FAX (713) 643-3401

**Date: April 17, 2020**

From: Sergeant Odell Haynes  
Contract Sergeant, Field Operations  
Harris County Constable's Office of Precinct "7"

To: Midtown Management District  
Public Safety Committee & Midtown Management Board of Directors

Subject: March Monthly Productivity Analysis Report  
Enclosure: **MPAR – March 2020**  
Distribution: Executive Command Staff & Board of Directors & Management Company

The purpose of this "**Monthly Productivity Analysis Report**" (M.P.A.R.) is to provide the executive command staff with the appropriate data to analyze the productivity of assigned personnel and their shifts' activities to allow for the validation of individual and divisional performance evaluations. With regard to the specific contents of the report, there are 18 distinctive component parts of this report. These components are enumerated below:

- |  |   |
|--|---|
| 01. Patrol Activity Details                | 10. Traffic Enforcement Report                |
| 02. Patrol Activity Analytical Summary     | 11. Trends & Percentages of Traffic           |
| 03. Patrol Activity Percentages & Trends   | 12. Citation & Warning Issuance Review        |
| 04. Security Checks Report                 | 13. Call for Service Report ( <i>C.F.S.</i> ) |
| 05. Security Checks Percentages & Trends   | 14. Trends & Percentages for <i>C.F.S.</i>    |
| 06. Crisis Intervention Disposition Report | 15. Overtime Report (service at no Cost)      |
| 07. Offense/Incident Generation Report     | 16. Reserve Deputy Use (at no Cost)           |
| 08. Criminal Arrest Types Report           | 17. Incident Summarization                    |
| 09. Warrant Execution Report               | 18. Hotspot Report Data Review                |

A cursory analysis of the statistical data from this report should be demonstrative of the quality of performance of this agency in realizing the contractual obligations and the overall achievement of the goals and objectives of this Agency and the Contract Division.

**1878** total miles were driven, and the shift responded to **509** total service calls and conducted **000** crash investigations. The shift issued **00** traffic citations, made **05** arrests and handled **013** enforcement service-related calls.

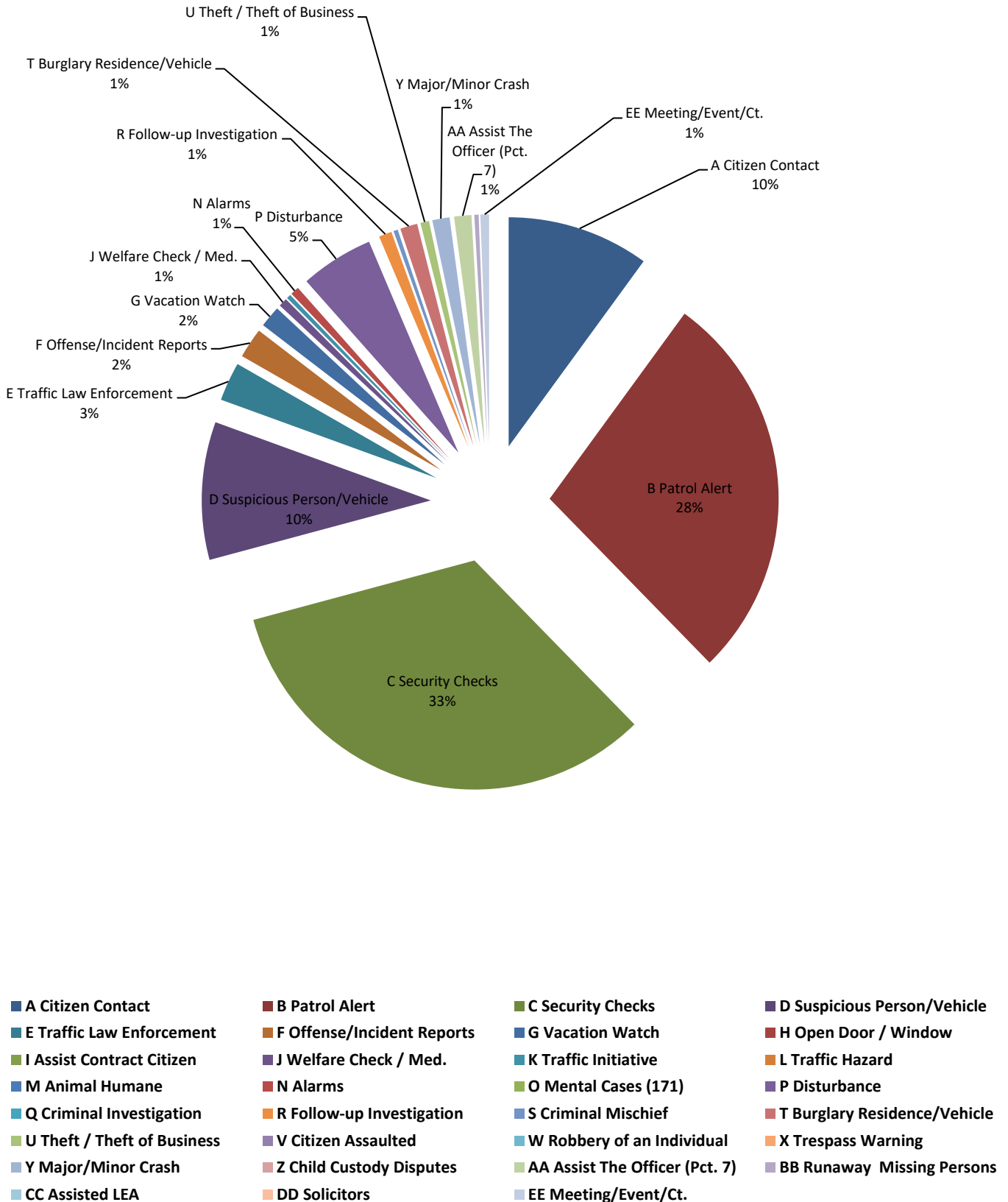
# A. Patrol Activity Monthly Total:

**0329**

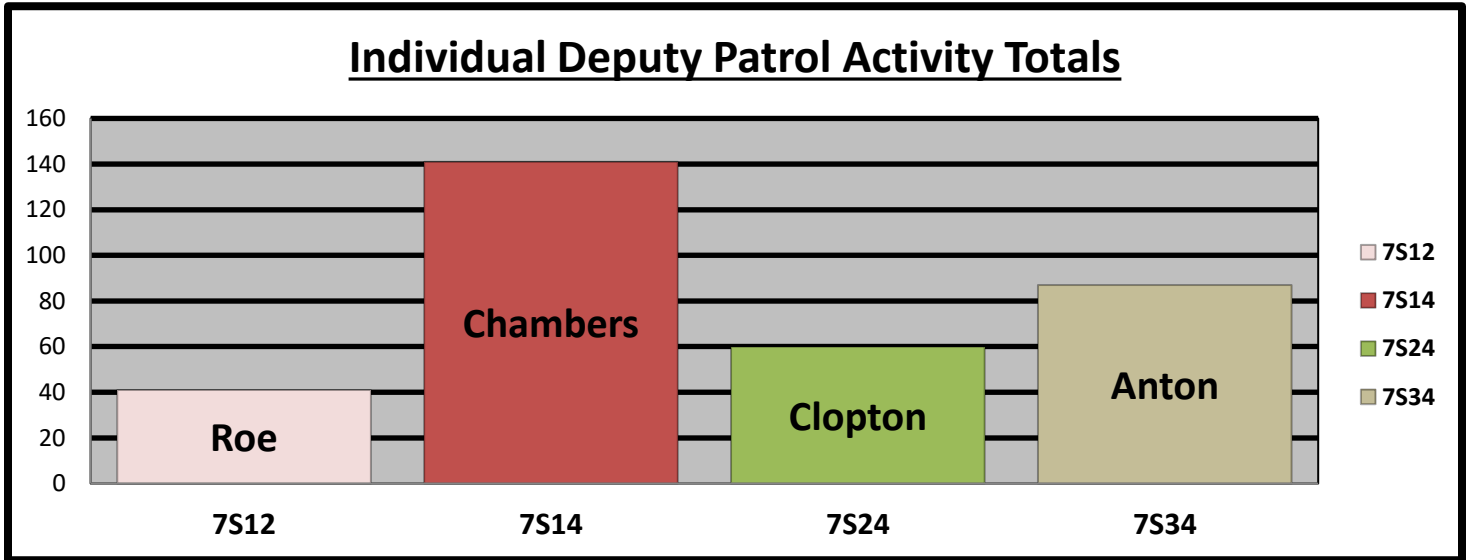
*	Patrol Activity Types	87S12	7S14	7S24	7S34	TOT	AVER	%
A	Citizen Contact	0	2	26	5	33	6.6	10%
B	Patrol Alert	2	40	0	49	91	18.2	28%
C	Security Checks	25	66	9	9	109	21.8	33%
D	Suspicious Person/Vehicle	7	6	15	4	32	6.4	10%
E	Traffic Law Enforcement	0	0	1	8	9	1.8	3%
F	Offense/Incident Reports	2	3	2	0	7	1.4	2%
G	Vacation Watch	0	0	0	5	5	1.0	2%
H	Open Door / Window	0	0	0	0	0	0.0	0%
I	Assist Contract Citizen	0	0	0	0	0	0.0	0%
J	Welfare Check / Med.	0	1	0	1	2	0.4	1%
K	Traffic Initiative	0	1	0	0	1	0.2	0%
L	Traffic Hazard	0	0	0	0	0	0.0	0%
M	Animal Humane	0	0	0	0	0	0.0	0%
N	Alarms	0	2	0	0	2	0.4	1%
O	Mental Cases (171)	0	0	0	0	0	0.0	0%
P	Disturbance	4	8	1	4	17	3.4	5%
Q	Criminal Investigation	0	0	0	0	0	0.0	0%
R	Follow-up Investigation	1	2	0	0	3	0.6	1%
S	Criminal Mischief	0	0	1	0	1	0.2	0%
T	Burglary Residence/Vehicle	0	2	1	1	4	0.8	1%
U	Theft / Theft of Business	0	2	0	0	2	0.4	1%
V	Citizen Assaulted	0	0	0	0	0	0.0	0%
W	Robbery of an Individual	0	0	0	0	0	0.0	0%
X	Trespass Warning	0	0	0	0	0	0.0	0%
Y	Major/Minor Crash	0	2	2	0	4	0.8	1%
Z	Child Custody Disputes	0	0	0	0	0	0.0	0%
AA	Assist The Officer (Pct. 7)	0	1	2	1	4	0.8	1%
BB	Runaway Missing Persons	0	1	0	0	1	0.2	0%
CC	Assisted LEA	0	0	0	0	0	0.0	0%
DD	Solicitors	0	0	0	0	0	0.0	0%
EE	Meeting/Event/Ct.	0	2	0	0	2	0.4	1%
0								
*	<b>MONTH TOTALS</b>	<b>41</b>	<b>141</b>	<b>60</b>	<b>87</b>	<b>329</b>	<b>65.8</b>	<b>100%</b>

# A1. Patrol Activity Percentage:

## Percentage of Patrol Activity



**B. Patrol Activity by Midtown Management District Personnel:**

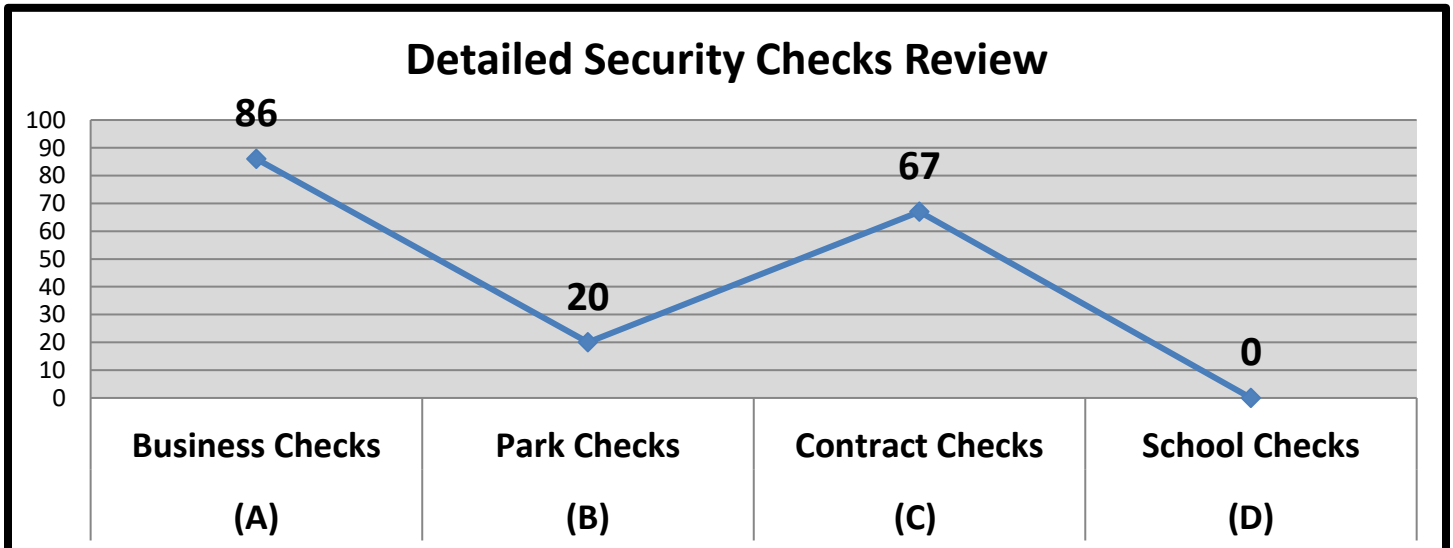


**C. Security Checks Monthly Total:**

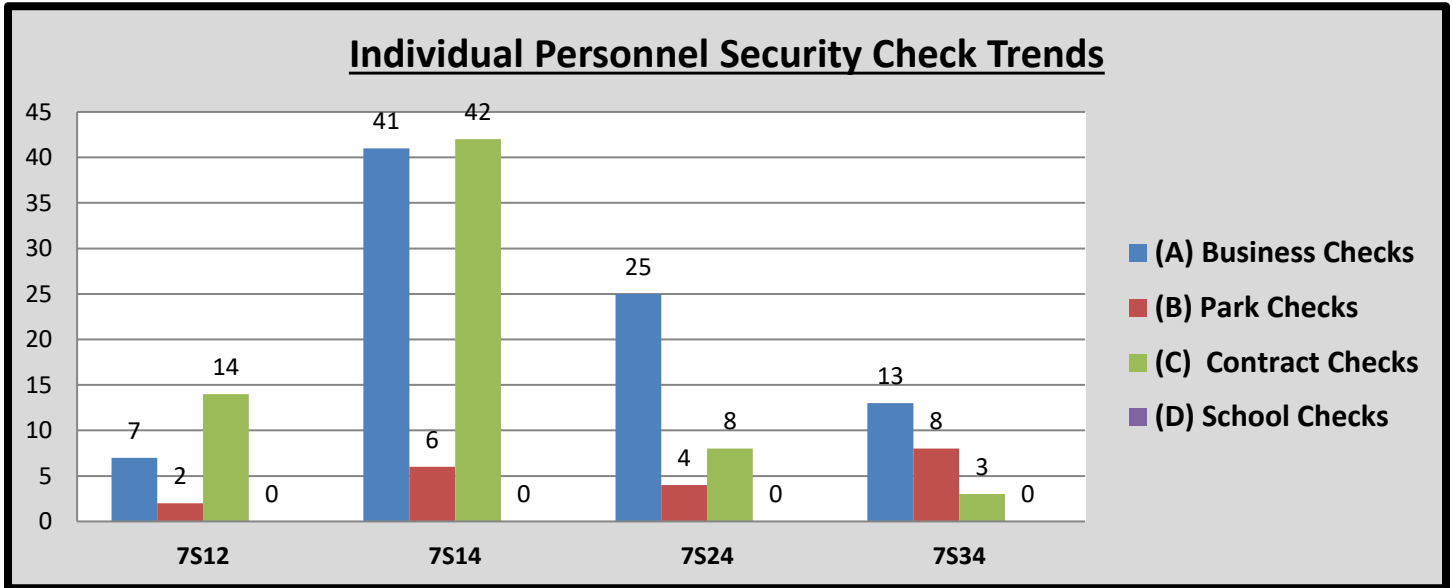
**173**

*	Security Checks	7S12	7S14	7S24	7S34	TOT	AVER	%
(A)	Business Checks	7	41	25	13	86	17.2	50%
(B)	Park Checks	2	6	4	8	20	4.0	12%
(C)	Contract Checks	14	42	8	3	67	13.4	39%
(D)	School Checks	0	0	0	0	0	0.0	0%
(E)	<i>Totals</i>	23	89	37	24	173	34.6	100%

**D. Detailed Security Checks Monthly:**



### E. Individual Personnel Security Check Trends:



### F. CIT/MHO Dispositions Monthly Total:

000

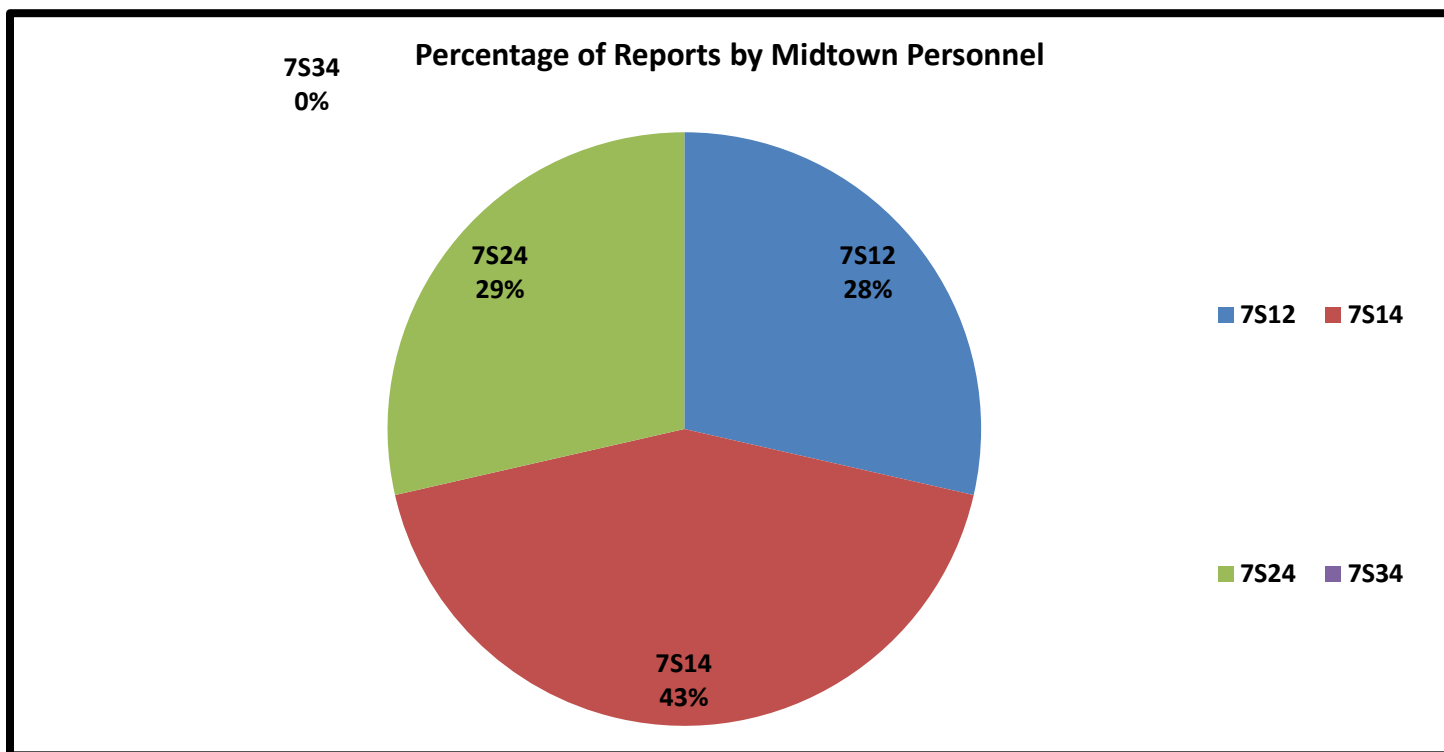
*	C.I.T. Dispositions	87S12	7S14	7S24	7S34	TOT	AVER	%
(A)	CIT/MHO Outside Referral	0	0	0	0	0	0.0	#DIV/0!
(B)	CIT/MHO Transport	0	0	0	0	0	0.0	#DIV/0!
(C)	CIT/MHO CIT Contact	0	0	0	0	0	0.0	#DIV/0!
(D)	CIT/MHO Arrest	0	0	0	0	0	0.0	#DIV/0!
(E)	<i>Totals</i>	0	0	0	0	0	0.0	#DIV/0!

### G. Offense/Incident Reports Monthly Total:

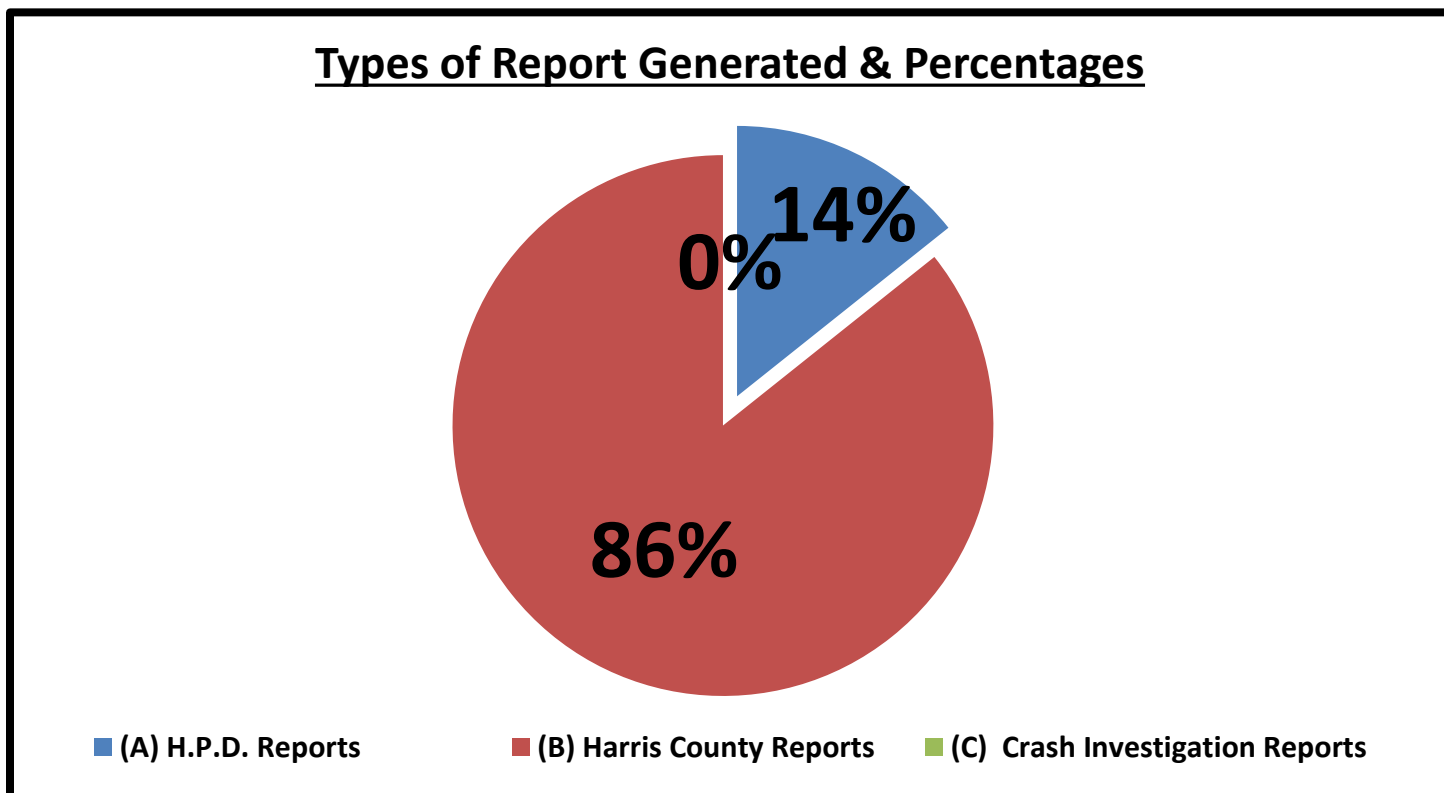
007

*	Offense/Incident Reports	87S12	7S14	7S24	7S34	TOT	AVER	%
(A)	H.P.D. Reports	0	0	1	0	1	0.2	14%
(B)	Harris County Reports	2	3	1	0	6	1.2	86%
(C)	Crash Investigation Reports	0	0	0	0	0	0.0	0%
(D)	<i>Totals</i>	2	3	2	0	7	1.4	100%

## H. Report Generation Percentages:



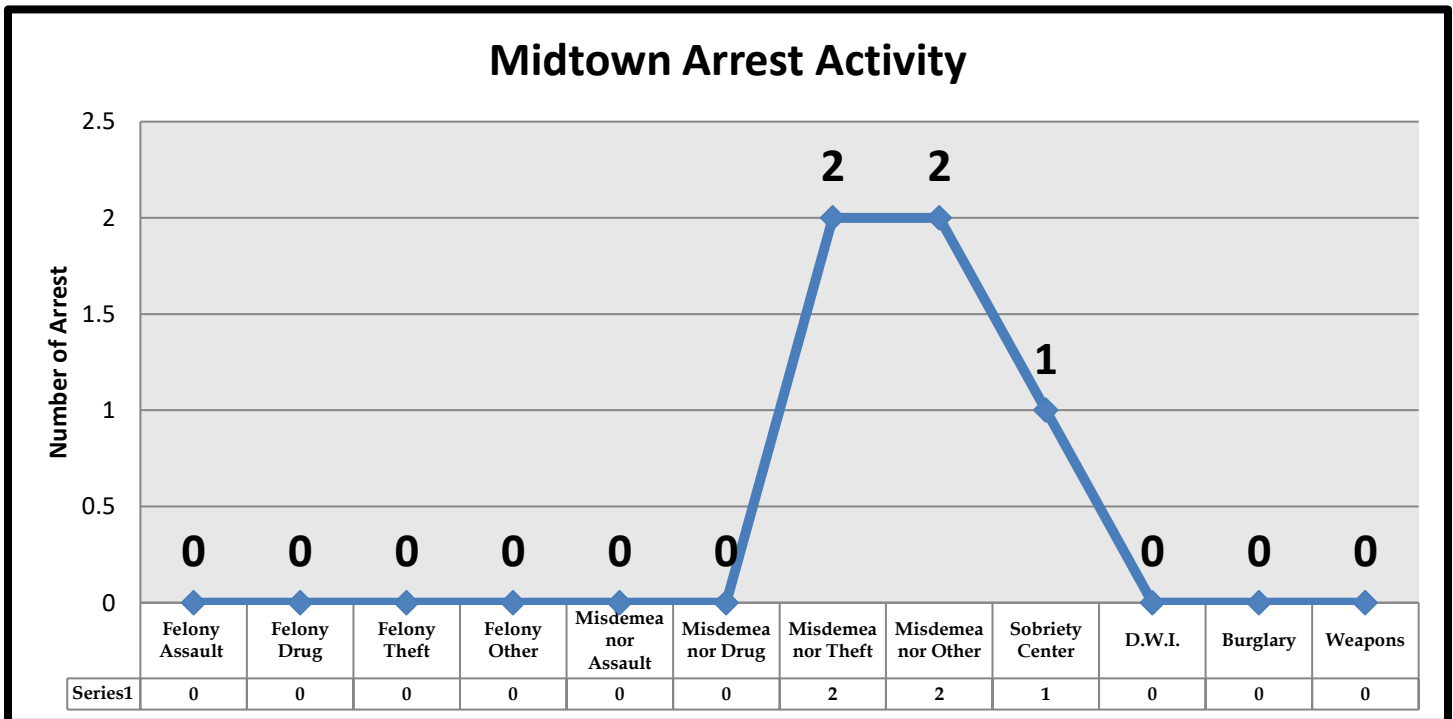
## I. Percentages:



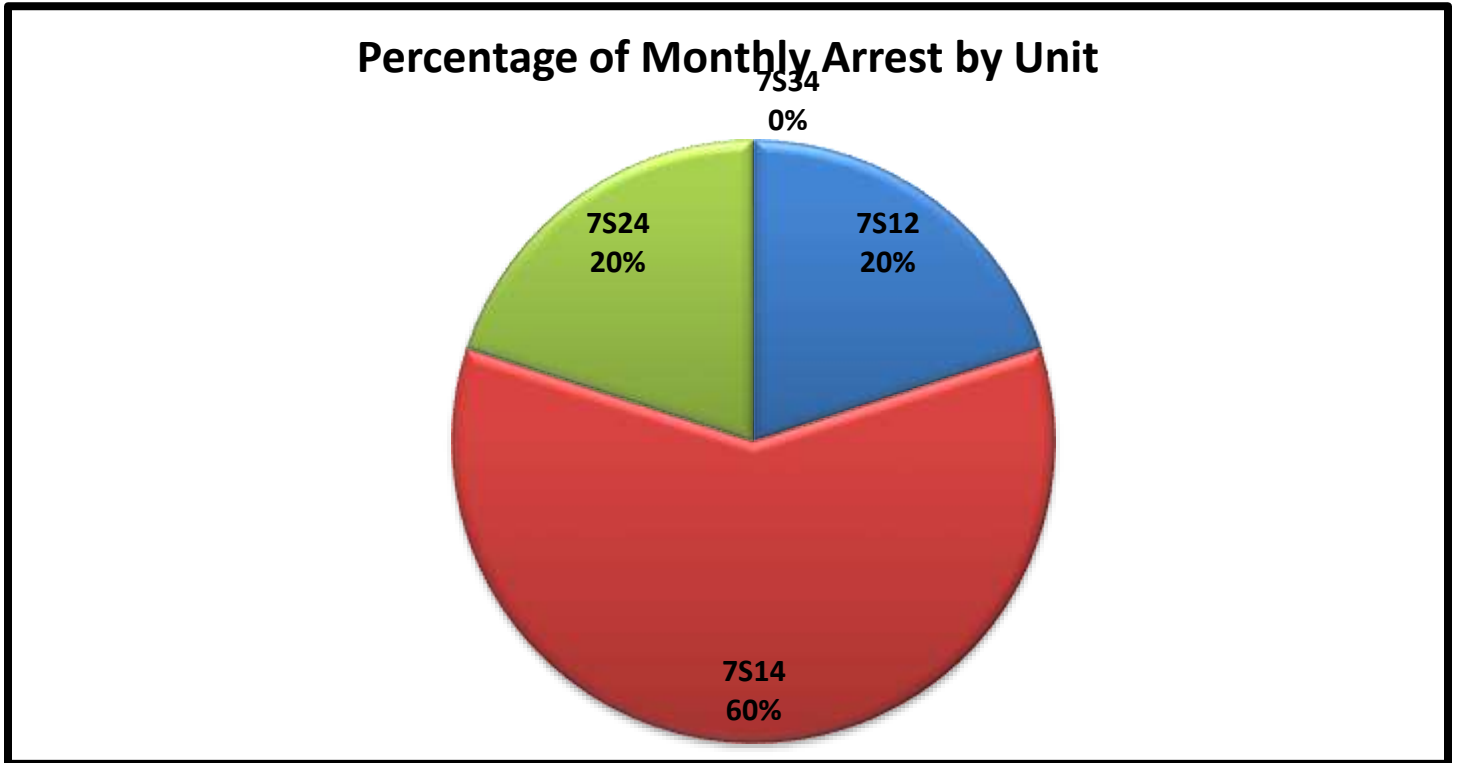
**J. Types of Criminal Arrests Monthly Total:**

*	Types of Criminal Arrests	87S12	7S14	7S24	7S34	TOT	AVER	%
A	Felony Assault	0	0	0	0	0	0.0	0%
B	Felony Drug	0	0	0	0	0	0.0	0%
C	Felony Theft	0	0	0	0	0	0.0	0%
D	Felony Other	0	0	0	0	0	0.0	0%
E	Misdemeanor Assault	0	0	0	0	0	0.0	0%
F	Misdemeanor Drug	0	0	0	0	0	0.0	0%
G	Misdemeanor Theft	0	1	1	0	2	0.4	40%
H	Misdemeanor Other	0	2	0	0	2	0.4	40%
I	Sobriety Center	1	0	0	0	1	0.2	20%
J	D.W.I.	0	0	0	0	0	0.0	0%
K	Burglary	0	0	0	0	0	0.0	0%
L	Weapons	0	0	0	0	0	0.0	0%
M	Totals	1	3	1	0	5	1.0	100%

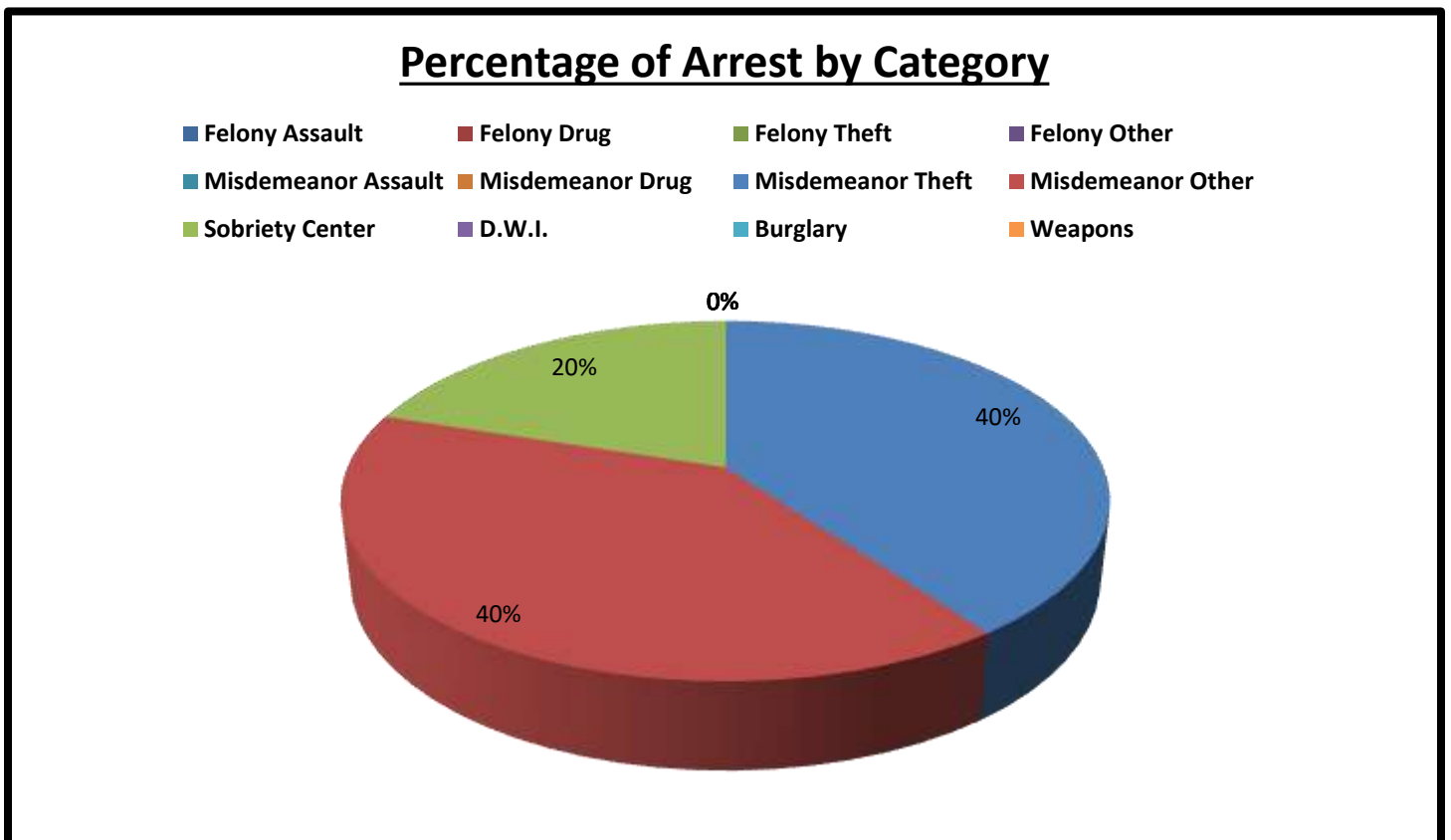
**K. Types of Criminal Arrests Monthly Total:**



**L. Types of Criminal Arrests Monthly Total:**



**M. Types of Criminal Arrests Monthly Total:**





## N. Executed Warrant Monthly Total:

001

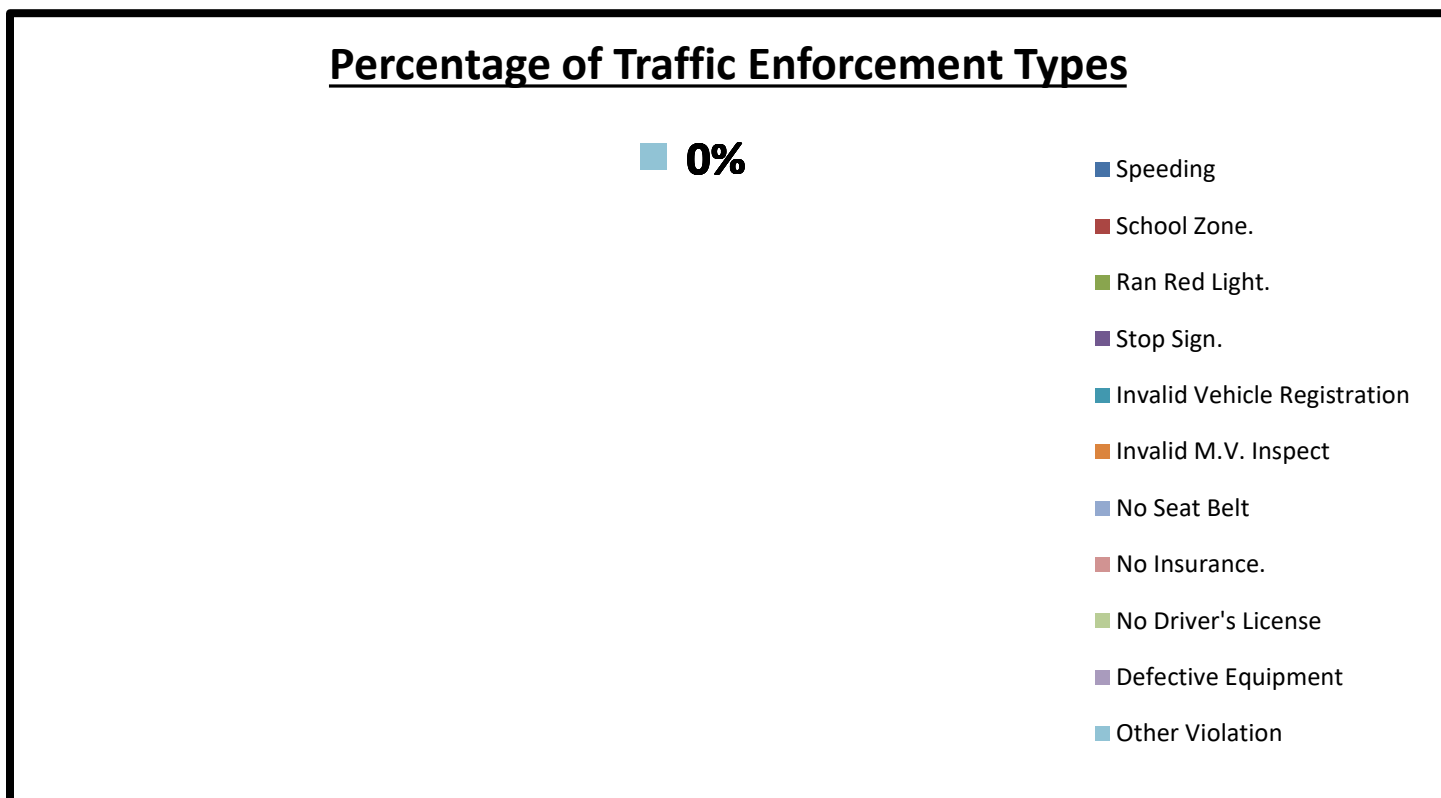
*	Executed Warrants	87S12	7S14	7S24	7S34	TOT	AVER	%
(A)	Felony Warrants	0	0	0	0	0	0.0	0%
(B)	Misdemeanor Warrants	0	1	0	0	1	0.2	100%
(C)	Totals	0	1	0	0	1	0.2	100%

## O. Traffic Law Enforcement Total:

008

*	Traffic Enforcement	7S12	7S14	7S24	7S34	TOT	AVER	%
A	Speeding	0	0	0	0	0	0.0	#DIV/0!
B	School Zone.	0	0	0	0	0	0.0	#DIV/0!
C	Ran Red Light.	0	0	0	0	0	0.0	#DIV/0!
D	Stop Sign.	0	0	0	0	0	0.0	#DIV/0!
E	Invalid Vehicle Registration	0	0	0	0	0	0.0	#DIV/0!
F	Invalid M.V. Inspect	0	0	0	0	0	0.0	#DIV/0!
G	No Seat Belt	0	0	0	0	0	0.0	#DIV/0!
H	No Insurance.	0	0	0	0	0	0.0	#DIV/0!
I	No Driver's License	0	0	0	0	0	0.0	#DIV/0!
J	Defective Equipment	0	0	0	0	0	0.0	#DIV/0!
K	Other Violation	0	0	0	0	0	0.0	#DIV/0!
L	Written Warnings	0	0	0	0	0	0.0	0%
M	Verbal Warning	0	0	0	8	8	1.6	100%
N	Citation	0	0	0	0	0	0.0	0%
O	Total Violations	0	0	0	8	8	1.6	100%

**P. Traffic Law Enforcement Total:**



**Q. Citations vs. Warnings Monthly Total:**

**008**

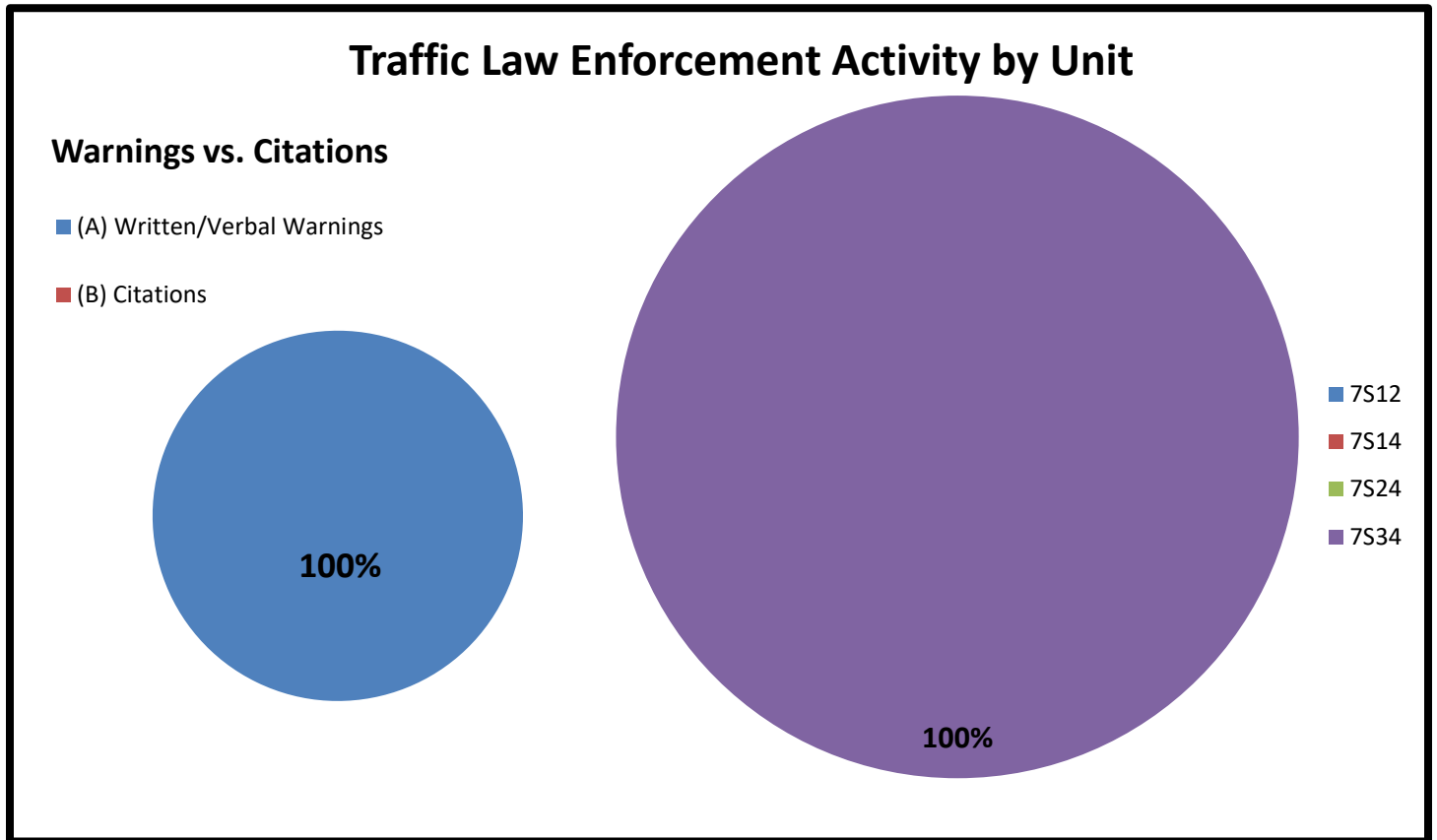
*	Warnings vs. Citations	7S12	7S14	7S24	7S34	TOT	AVER	%
(A)	Written/Verbal Warnings	0	0	0	8	8	1.6	100%
(B)	Citations	0	0	0	0	0	0.0	0%
(C)	<i>Totals</i>	0	0	0	8	8	1.6	100%

**R. Sources of Calls for Service Monthly Total:**

**0322**

Sources of Calls for Service	7S12	7S14	7S24	7S34	TOT	AVER	%
On View	0	0	3	0	3	0.6	1%
Dispatched	4	20	18	6	48	9.6	15%
Self-Initiated	35	118	37	81	271	54.2	84%
<i>Totals</i>	39	138	58	87	322	64.4	100%

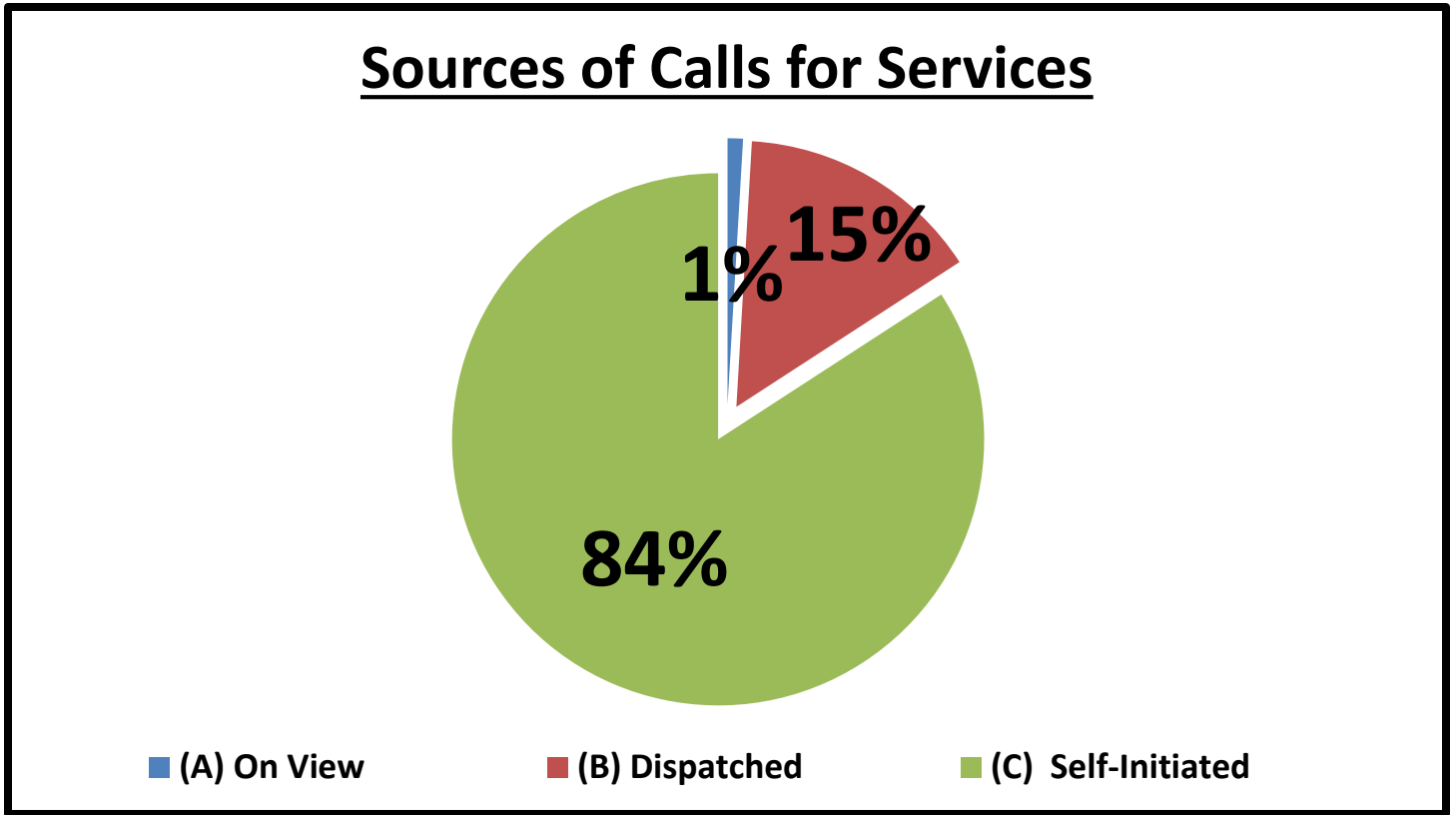
## S. Traffic Law Enforcement Activity Percentages:



## T. Sources of Calls for Service Percentages:

*	Sources of Calls for Service	87S12	7S14	7S24	7S34	TOT
(A)	On View	0%	0%	5%	0%	1%
(B)	Dispatched	10%	14%	31%	7%	15%
(C)	Self-Initiated	90%	86%	64%	93%	84%
(D)	Totals	100%	100%	100%	100%	100%

**U. Sources of Calls for Service Percentages:**



**V. Free Reserve Personnel Time Utilized in Contract Monthly Total: 008**

*	Free Reserve Personnel Time	87S12	7S14	7S24	7S34		TOT	AVER	%
(A)	Totals	0	8	0	0		8	1.6	100%

**W. Mileage Total: 1878**

*	Mileage	87S12	7S14	7S24	7S34		TOT	AVER	%
(A)	Totals	130	776	380	592		1878	375.6	571%

## X. Incident Summaries:

<b>01.</b>	<b>MARCH 03 ,2020</b>	<b>1300 HOURS</b>	<b>RUNAWAY</b>			<b>DEPUTY T. ROE</b>	
	<b>DAYSHIFT:</b>	<b>2200 FANNIN ST</b>	<b>MIDTOWN</b>	<b>“M”</b>	<b>HC:</b>	<b>2003-00015</b>	
<p>On March 03, 2020, a <b>Tuesday</b>, at 1300 hours, while on patrol in the “Midtown Contract”, Deputy T. Roe was performing routine patrol and law enforcement services when I (Deputy T. Roe) observed three juveniles males walking around a high crime area. After all investigations it was determined that all juveniles ran away from a foster home facility. Three juveniles were released back to their housing areas and one report was generated. The patrol activity type is “PAT=D”.</p>							

<b>02.</b>	<b>MARCH 3, 2020</b>	<b>1300 HOURS</b>	<b>THEFT</b>			<b>DEPUTY A. CHAMBERS</b>	
	<b>DAYSHIFT:</b>	<b>1000 ELGIN</b>	<b>MIDTOWN</b>	<b>“M”</b>	<b>HC:</b>	<b>2003-00014</b>	
<p>On March 03, 2020, a <b>Tuesday</b>, at 1350 hours, while on patrol in the “Midtown Contract”, Deputy A. Chambers was performing routine patrol and law enforcement services when I (Deputy A. Chambers) was conducting a routine business check of the CVS on 1000 Elgin Street. I was flagged down by the Manager advised me that someone had walked out the store without purchasing the product. The subject was issued a citation and criminal trespassing warning. The patrol activity type is “PAT=U”.</p>							

<b>03.</b>	<b>MARCH 9, 2020</b>	<b>1200 HOURS</b>	<b>WARRANT ARREST</b>			<b>DEPUTY A. CHAMBERS</b>	
	<b>DAYSHIFT:</b>	<b>4200 SAN JACINTO</b>	<b>MIDTOWN</b>	<b>“M”</b>	<b>HC:</b>	<b>2003-00050</b>	
<p>On March 09, 2020, a <b>Monday</b>, at 1246 hours, while on patrol in the “Midtown Contract”, Deputy A. Chambers was performing routine patrol and law enforcement services when I (Deputy A. Chambers) observed an individual pulling down their pants and underwear down to use the restroom on the sidewalk. The subject was check through TCIC/NCIC it was confirmed an active warrant with Harris County Sheriff’s Office. Individual was transport to the Harris County Jail with no incident. The patrol activity type is “PAT=D”.</p>							

<b>04.</b>	<b>MARCH 10, 2020</b>	<b>1800 HOURS</b>	<b>THEFT</b>			<b>DEPUTY A. CLOPTON</b>	
	<b>EVENINGSHIFT:</b>	<b>2600 SMITH</b>	<b>MIDTOWN</b>	<b>“M”</b>	<b>HC:</b>	<b>2003-00060</b>	
<p>On March 10, 2020, a <b>Tuesday</b>, at 1834 hours, while on patrol in the “Midtown Contract”, Deputy A. Clopton was performing routine patrol and law enforcement services when I (Deputy A. Clopton) was dispatched to suspicious person. Upon arrival, I detained individual for theft. Individual was transport to the Harris County Jail without incident. The patrol activity type is “PAT=U”.</p>							

<b>05.</b>	<b>MARCH 17, 2020</b>	<b>1000 HOURS</b>	<b>BURGLARY OF VEHICLE</b>	<b>DEPUTY A. CHAMBERS</b>		
	<b>DAYSHIFT:</b>	<b>2300 LOUISIANA</b>	<b>MIDTOWN</b>	<b>“M”</b>	<b>HC:</b>	<b>2003-00101</b>
	On March 17, 2020, a <b>Tuesday</b> , at 1041 hours, while on patrol in the “Midtown Contract”, Deputy A. Chambers was performing routine patrol and law enforcement services when I (Deputy A. Chambers) was dispatched to 2300 block of Louisiana in reference to a Burglary of a Vehicle. Subject was stopped and detained, Deputy Vaughn was able to get his property that was stolen back. Subject was arrested for Burglary of a Vehicle and transported to the Harris County Jail without incident. The patrol activity type is “PAT=T”.					

<b>06.</b>	<b>MARCH 25, 2020</b>	<b>2000 HOURS</b>	<b>BURGLARY OF VEHICLE</b>	<b>DEPUTY A. CLOPTON</b>		
	<b>EVENINGSHIFT:</b>	<b>400 GRAY</b>	<b>MIDTOWN</b>	<b>“M”</b>	<b>HPD:</b>	<b>0405010-20</b>
	On March 25, 2020, a <b>Tuesday</b> , at 2029 hours, while on patrol in the “Midtown Contract”, Deputy A. Clopton was performing routine patrol and law enforcement services when I (Deputy A. Clopton) was dispatched to burglary of motor vehicle. Upon arrival, I met with complainant and gather all information to complete the report. The patrol activity type is “PAT=T”.					

<b>07.</b>	<b>MARCH 26, 2020</b>	<b>1300 HOURS</b>	<b>PUBLIC INTOXICATION</b>	<b>DEPUTY T. ROE</b>		
	<b>DAYSHIFT:</b>	<b>3000 SAN JACINTO</b>	<b>MIDTOWN</b>	<b>“M”</b>	<b>HC:</b>	<b>2003-00163</b>
	On March 26,2020, a <b>Thursday</b> , at 1328 hours, while on patrol in the “Midtown Contract”, Deputy T. Roe was performing routine patrol and law enforcement services when I (Deputy T. Roe) was I observed a male sleeping on the sidewalk area sweating profusely. After all investigations the PITT team was called. One male was refused by the PITT TEAM staff. One report was generated after all investigations were completed. The patrol activity type is “PAT=D”					

## *Sergeant Odell Haynes*

Sergeant Odell Haynes  
Contract Sergeant, Field Operations  
Harris County Constable’s Office of Precinct “7”  
713-643-6602 OR 832-788-1013