



MAY WALKER, CONSTABLE
PRECINCT SEVEN
HARRIS COUNTY, TEXAS

MAIN OFFICE
5300 Griggs Road
Houston, Texas 77021
PHONE (713) 643-6602
FAX (713) 643-3401

Date: April 16, 2019

From: Sergeant Odell Haynes
Contract Sergeant, Field Operations
Harris County Constable's Office of Precinct "7"

To: Midtown Management District
Public Safety Committee & Midtown Management Board of Directors

Subject: March Monthly Productivity Analysis Report
Enclosure: **MPAR – March 2019**
Distribution: Executive Command Staff & Board of Directors & Management Company

The purpose of this "**Monthly Productivity Analysis Report**" (M.P.A.R.) is to provide the executive command staff with the appropriate data to analyze the productivity of assigned personnel and their shifts' activities to allow for the validation of individual and divisional performance evaluations. With regard to the specific contents of the report, there are 18 distinctive component parts of this report. These components are enumerated below:

- | | |
|--|---|
| 01. Patrol Activity Details | 10. Traffic Enforcement Report |
| 02. Patrol Activity Analytical Summary | 11. Trends & Percentages of Traffic |
| 03. Patrol Activity Percentages & Trends | 12. Citation & Warning Issuance Review |
| 04. Security Checks Report | 13. Call for Service Report (<i>C.F.S.</i>) |
| 05. Security Checks Percentages & Trends | 14. Trends & Percentages for <i>C.F.S.</i> |
| 06. Crisis Intervention Disposition Report | 15. Overtime Report (service at no Cost) |
| 07. Offense/Incident Generation Report | 16. Reserve Deputy Use (at no Cost) |
| 08. Criminal Arrest Types Report | 17. Incident Summarization |
| 09. Warrant Execution Report | 18. Hotspot Report Data Review |

A cursory analysis of the statistical data from this report should be demonstrative of the quality of performance of this agency in realizing the contractual obligations and the overall achievement of the goals and objectives of this Agency and the Contract Division.

1731 total miles were driven, and the shift responded to **0520** total service calls and conducted **002** crash investigations. The shift issued **00** traffic citations, made **06** arrests and handled **020** enforcement service-related calls.

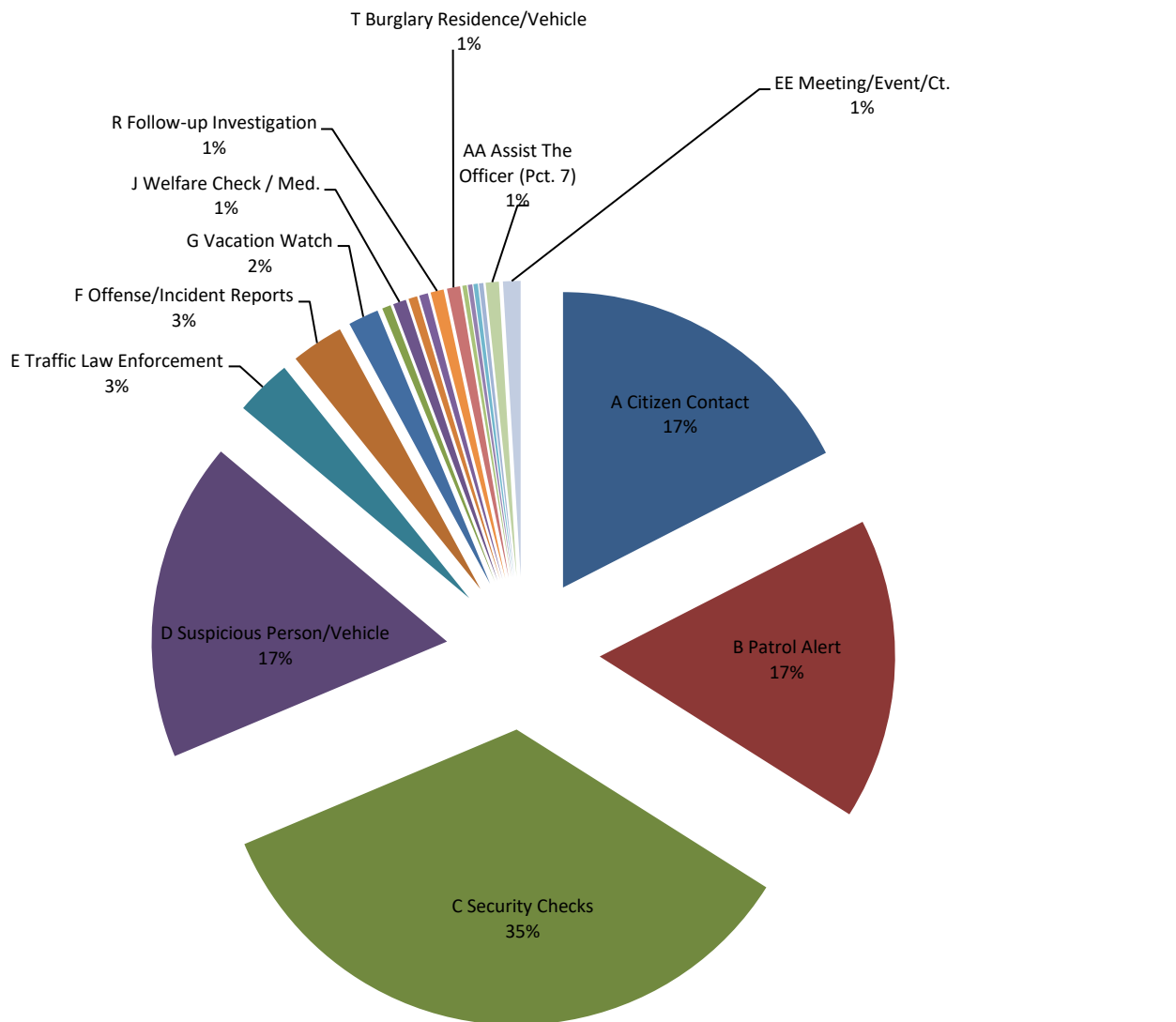
A. Patrol Activity Monthly Total:

0418

*	Patrol Activity Types	87S12	7S14	7S24	7S34	TOT	AVER	%
A	Citizen Contact	2	23	34	14	73	14.6	17%
B	Patrol Alert	0	16	0	53	69	13.8	17%
C	Security Checks	26	92	14	13	145	29.0	35%
D	Suspicious Person/Vehicle	14	21	36	2	73	14.6	17%
E	Traffic Law Enforcement	1	2	2	8	13	2.6	3%
F	Offense/Incident Reports	4	6	2	0	12	2.4	3%
G	Vacation Watch	0	0	0	7	7	1.4	2%
H	Open Door / Window	0	0	0	0	0	0.0	0%
I	Assist Contract Citizen	0	2	0	0	2	0.4	0%
J	Welfare Check / Med.	2	1	0	0	3	0.6	1%
K	Traffic Initiative	0	0	0	0	0	0.0	0%
L	Traffic Hazard	0	2	0	0	2	0.4	0%
M	Animal Humane	0	0	0	0	0	0.0	0%
N	Alarms	0	0	0	0	0	0.0	0%
O	Mental Cases (171)	0	0	0	0	0	0.0	0%
P	Disturbance	1	1	0	0	2	0.4	0%
Q	Criminal Investigation	0	0	0	0	0	0.0	0%
R	Follow-up Investigation	0	3	0	0	3	0.6	1%
S	Criminal Mischief	0	0	0	0	0	0.0	0%
T	Burglary Residence/Vehicle	1	1	1	0	3	0.6	1%
U	Theft / Theft of Business	1	0	0	0	1	0.2	0%
V	Citizen Assaulted	0	1	0	0	1	0.2	0%
W	Robbery of an Individual	0	1	0	0	1	0.2	0%
X	Trespass Warning	0	0	0	0	0	0.0	0%
Y	Major/Minor Crash	0	1	0	0	1	0.2	0%
Z	Child Custody Disputes	0	0	0	0	0	0.0	0%
AA	Assist The Officer (Pct. 7)	0	2	1	0	3	0.6	1%
BB	Runaway Missing Persons	0	0	0	0	0	0.0	0%
CC	Assisted LEA	0	0	0	0	0	0.0	0%
DD	Solicitors	0	0	0	0	0	0.0	0%
EE	Meeting/Event/Ct.	1	2	1	0	4	0.8	1%
*	MONTH TOTALS	53	177	91	97	418	83.6	100%

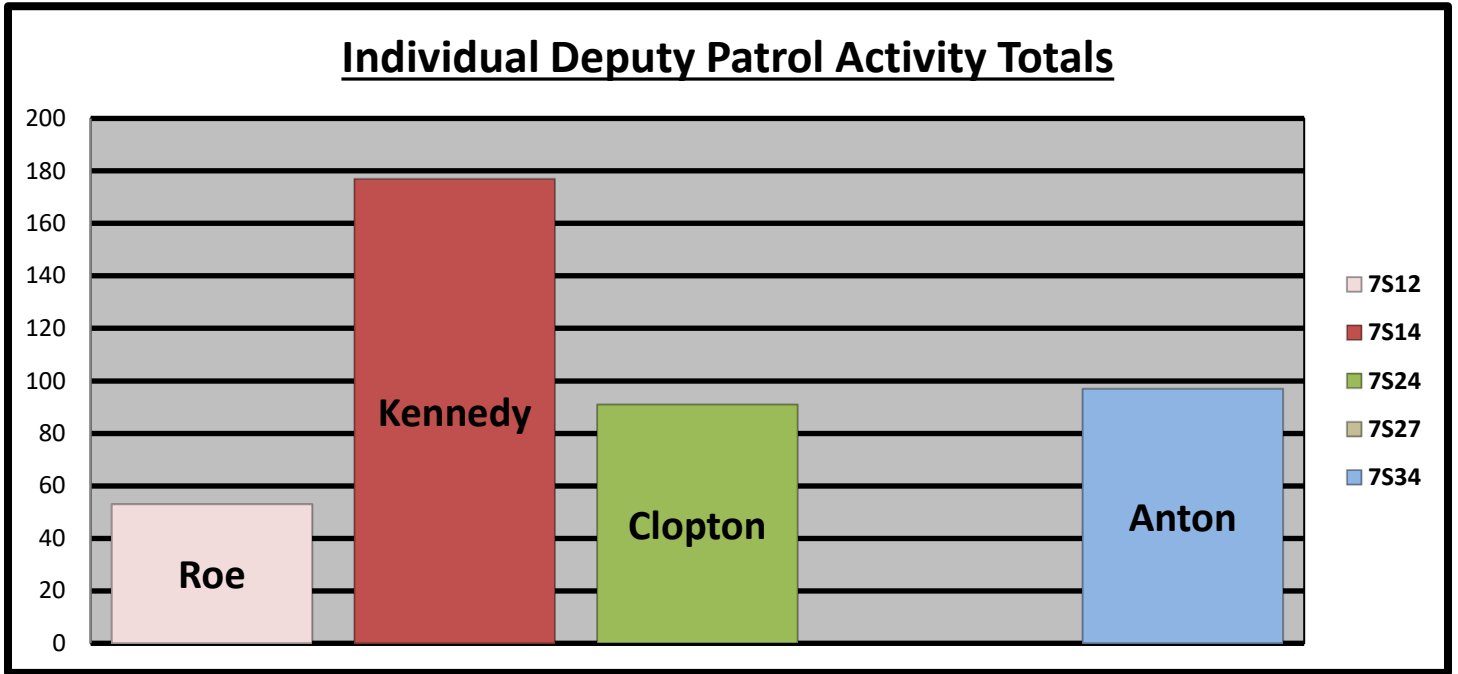
A1. Patrol Activity Percentage:

Percentage of Patrol Activity



- | | | | |
|-------------------------------|------------------------------|----------------------------------|--------------------------------|
| ■ A Citizen Contact | ■ B Patrol Alert | ■ C Security Checks | ■ D Suspicious Person/Vehicle |
| ■ E Traffic Law Enforcement | ■ F Offense/Incident Reports | ■ G Vacation Watch | ■ H Open Door / Window |
| ■ I Assist Contract Citizen | ■ J Welfare Check / Med. | ■ K Traffic Initiative | ■ L Traffic Hazard |
| ■ M Animal Humane | ■ N Alarms | ■ O Mental Cases (171) | ■ P Disturbance |
| ■ Q Criminal Investigation | ■ R Follow-up Investigation | ■ S Criminal Mischief | ■ T Burglary Residence/Vehicle |
| ■ U Theft / Theft of Business | ■ V Citizen Assaulted | ■ W Robbery of an Individual | ■ X Trespass Warning |
| ■ Y Major/Minor Crash | ■ Z Child Custody Disputes | ■ AA Assist The Officer (Pct. 7) | ■ BB Runaway Missing Persons |
| ■ CC Assisted LEA | ■ DD Solicitors | ■ EE Meeting/Event/Ct. | |

B. Patrol Activity by Midtown Management District Personnel:

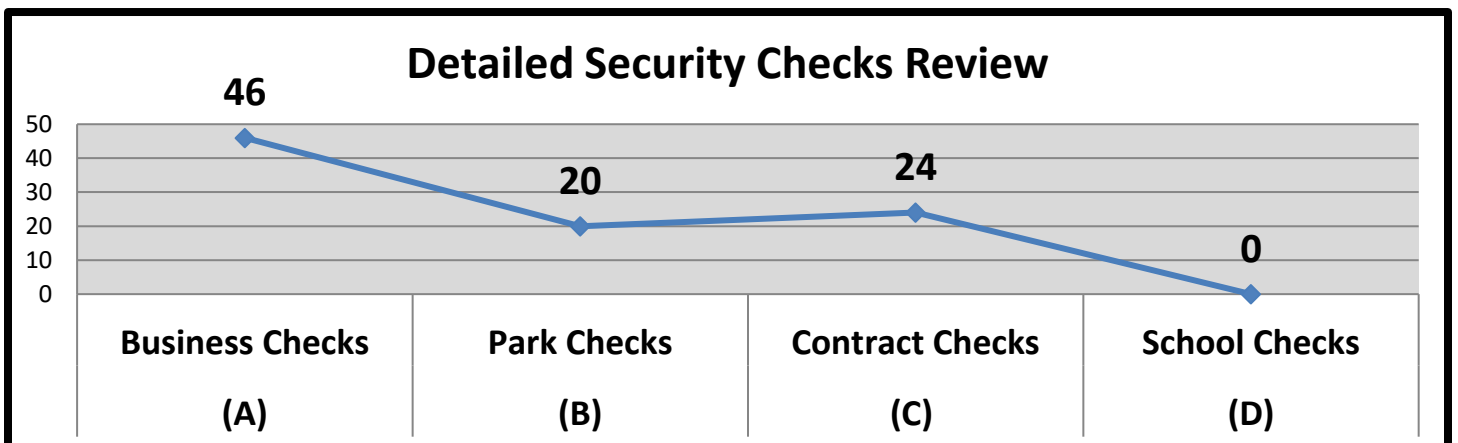


C. Security Checks Monthly Total:

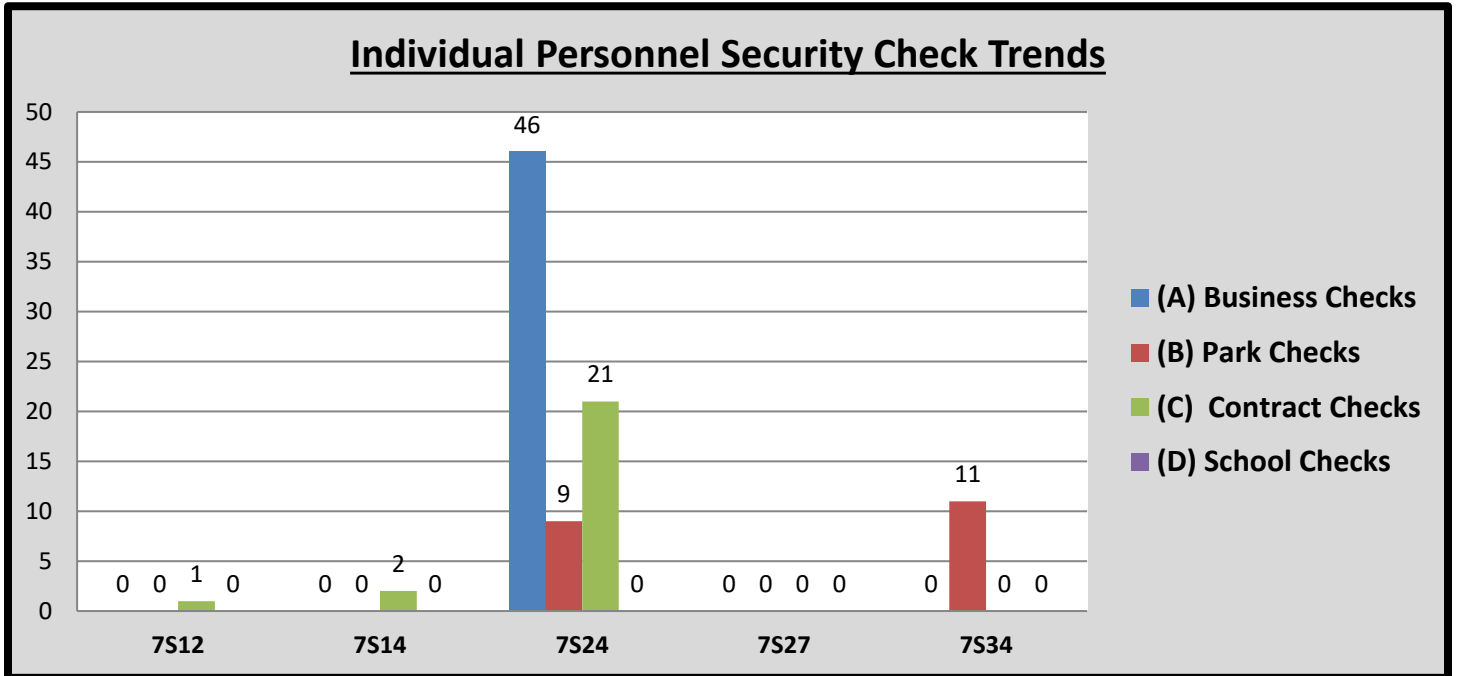
090

*	Security Checks	7S12	7S14	7S24	7S34	TOT	AVER	%
(A)	Business Checks	0	0	46	0	33	6.6	25%
(B)	Park Checks	0	0	9	15	22	4.4	17%
(C)	Contract Checks	1	2	21	31	75	15.0	58%
(D)	School Checks	0	0	0	0	0	0.0	0%
(E)	<i>Totals</i>	1	2	76	46	130	26.0	100%

D. Detailed Security Checks Monthly:



E. Individual Personnel Security Check Trends:



F. CIT/MHO Dispositions Monthly Total:

000

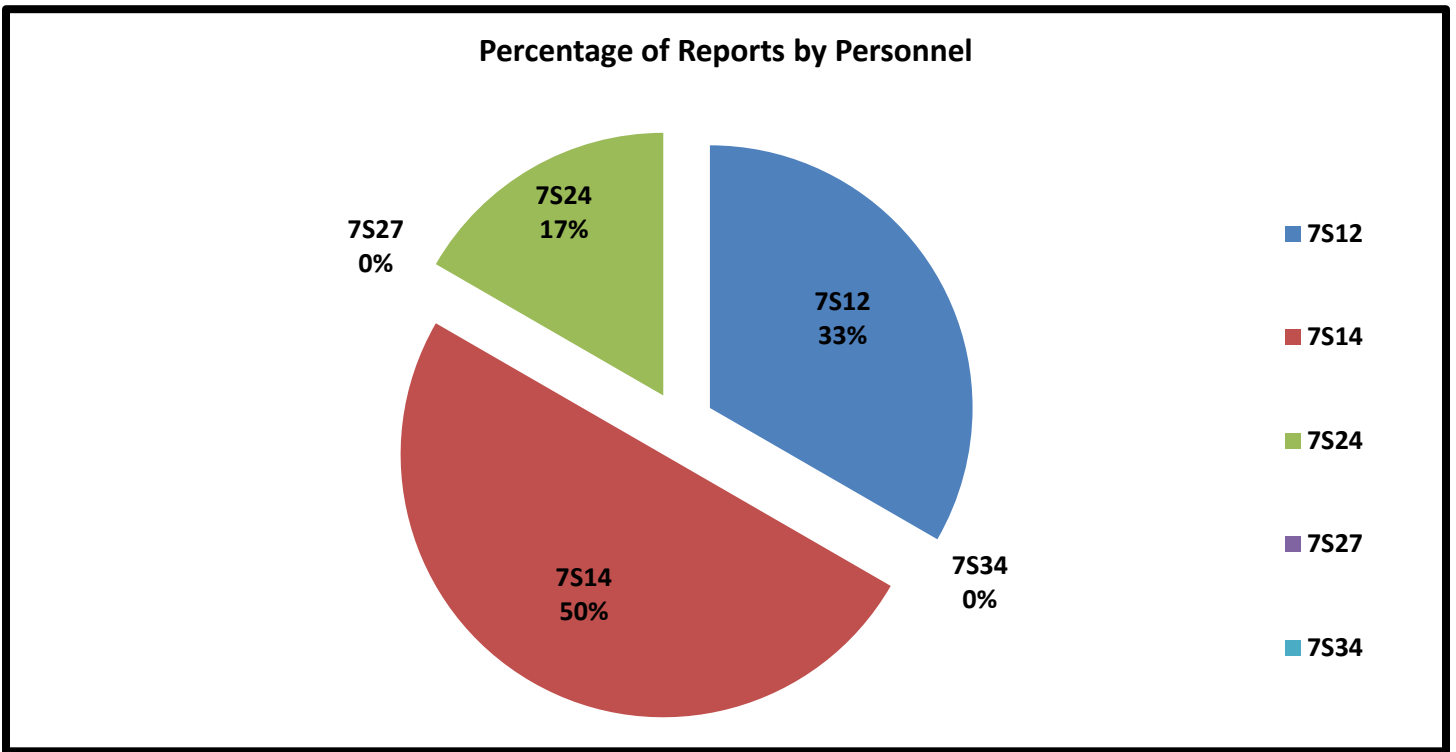
*	<i>C.I.T. Dispositions</i>	87S12	7S14	7S24	7S34	TOT	AVER	%
(A)	CIT/MHO Outside Referral	0	0	0	0	0	0.0	#DIV/0!
(B)	CIT/MHO Transport	0	0	0	0	0	0.0	#DIV/0!
(C)	CIT/MHO CIT Contact	0	0	0	0	0	0.0	#DIV/0!
(D)	CIT/MHO Arrest	0	0	0	0	0	0.0	#DIV/0!
(E)	<i>Totals</i>	0	0	0	0	0	0.0	#DIV/0!

G. Offense/Incident Reports Monthly Total:

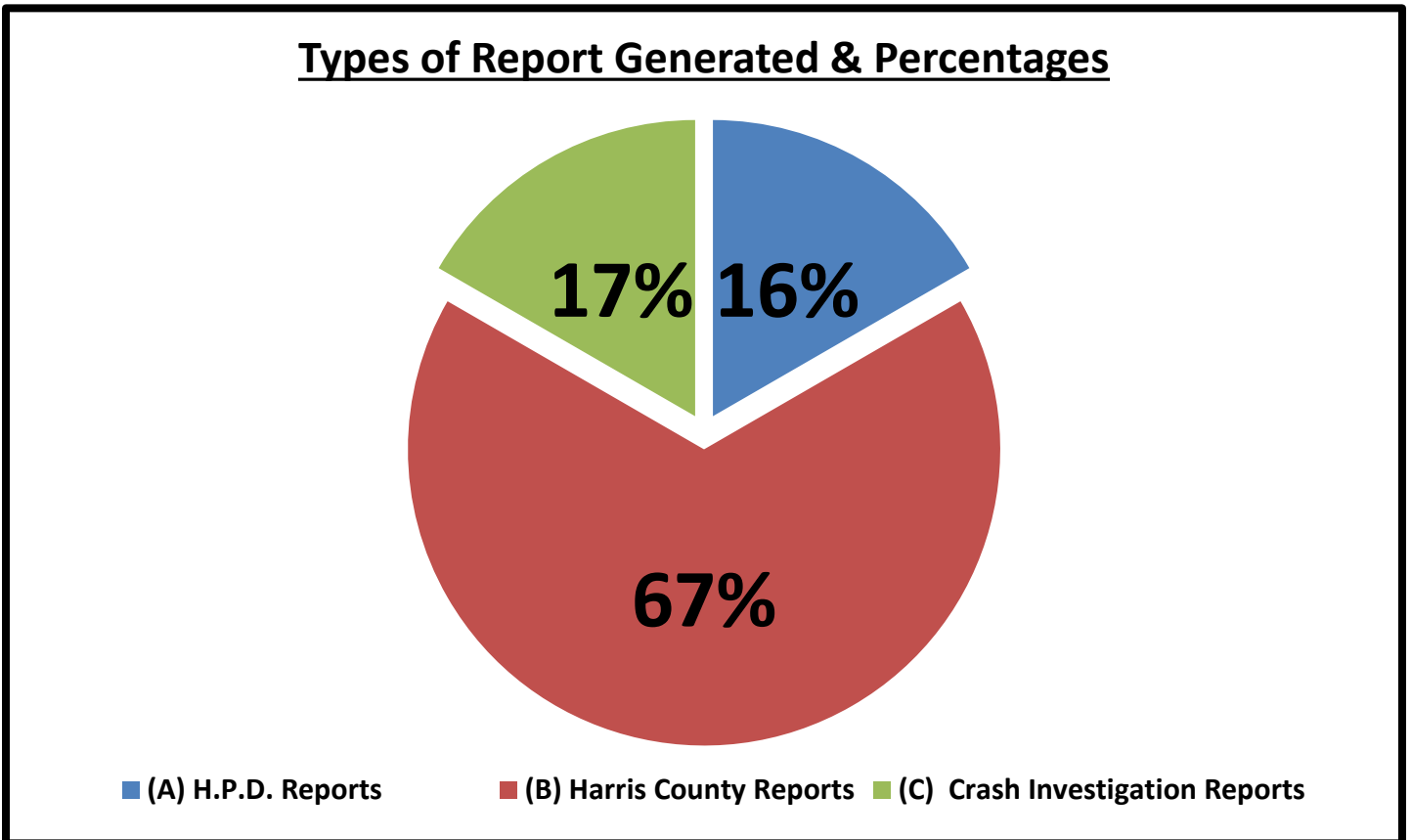
012

*	<i>Offense/Incident Reports</i>	87S12	7S14	7S24	7S34	TOT	AVER	%
(A)	H.P.D. Reports	2	0	0	0	2	0.4	17%
(B)	Harris County Reports	2	4	2	0	8	1.6	67%
(C)	Crash Investigation Reports	0	2	0	0	2	0.4	17%
(D)	<i>Totals</i>	4	6	2	0	12	2.4	100%

H. Report Generation Percentages:



I. Percentages:

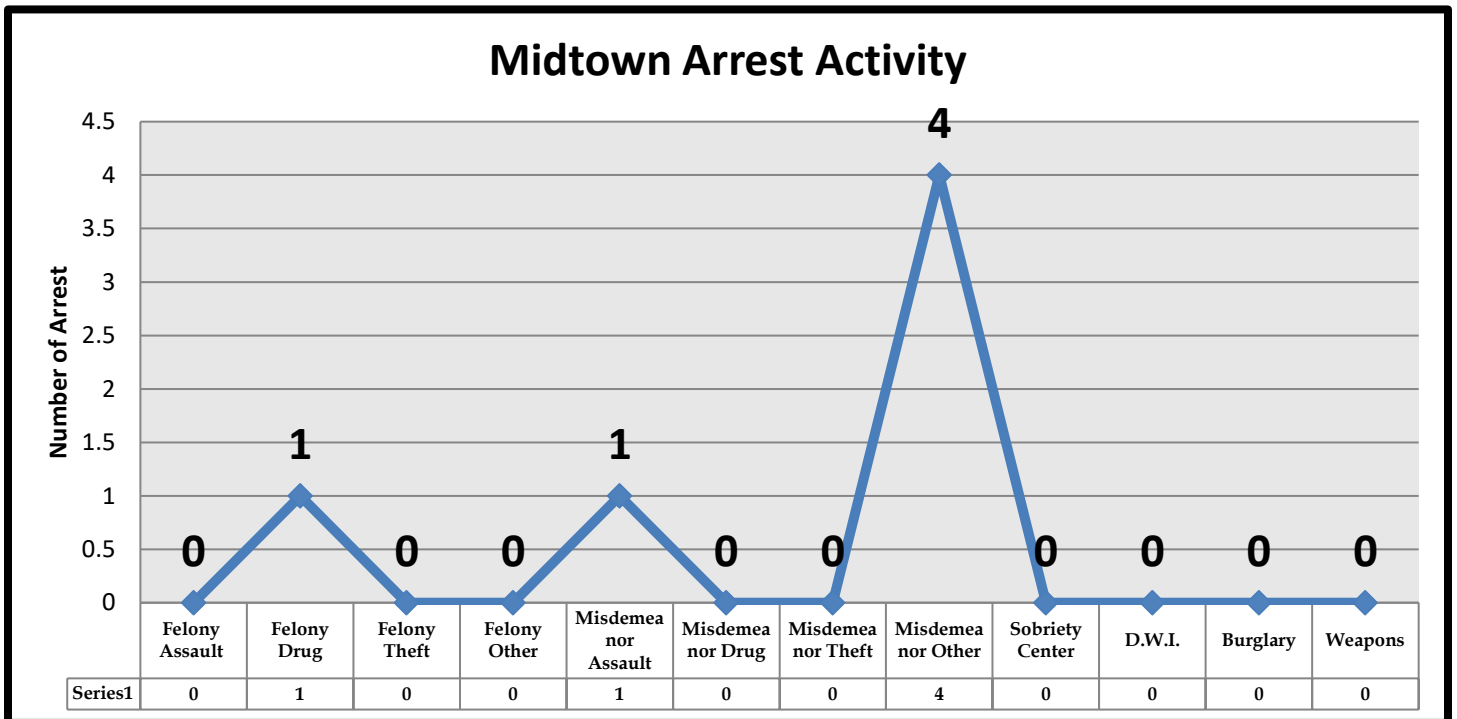


J. Types of Criminal Arrests Monthly Total:

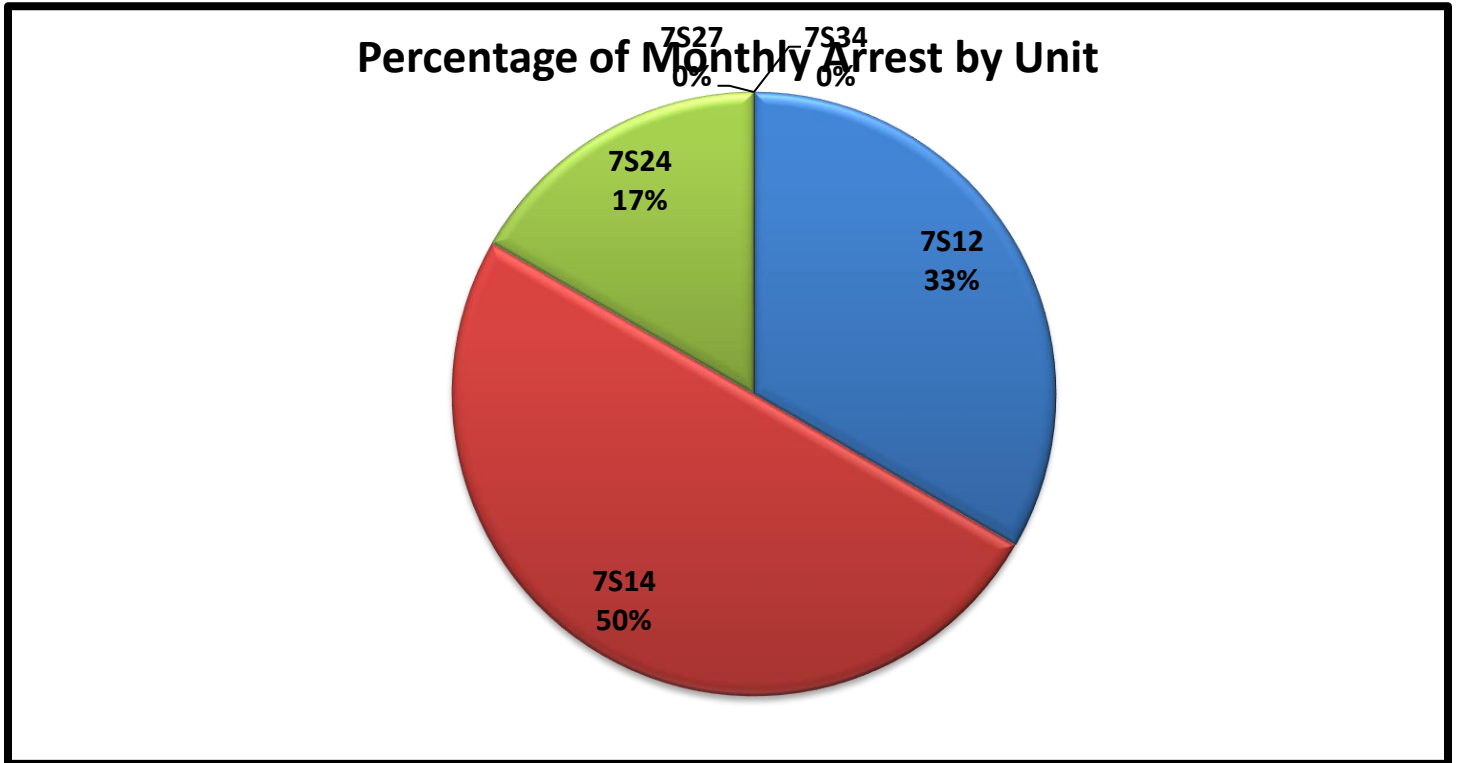
006

*	Types of Criminal Arrests	87S12	7S14	7S24	7S34	TOT	AVER	%
A	Felony Assault	0	0	0	0	0	0.0	0%
B	Felony Drug	0	1	0	0	1	0.2	17%
C	Felony Theft	0	0	0	0	0	0.0	0%
D	Felony Other	0	0	0	0	0	0.0	0%
E	Misdemeanor Assault	0	1	0	0	1	0.2	17%
F	Misdemeanor Drug	0	0	0	0	0	0.0	0%
G	Misdemeanor Theft	0	0	0	0	0	0.0	0%
H	Misdemeanor Other	2	1	1	0	4	0.8	67%
I	Sobriety Center	0	0	0	0	0	0.0	0%
J	D.W.I.	0	0	0	0	0	0.0	0%
K	Burglary	0	0	0	0	0	0.0	0%
L	Weapons	0	0	0	0	0	0.0	0%
M	Totals	2	3	1	0	6	1.2	100%

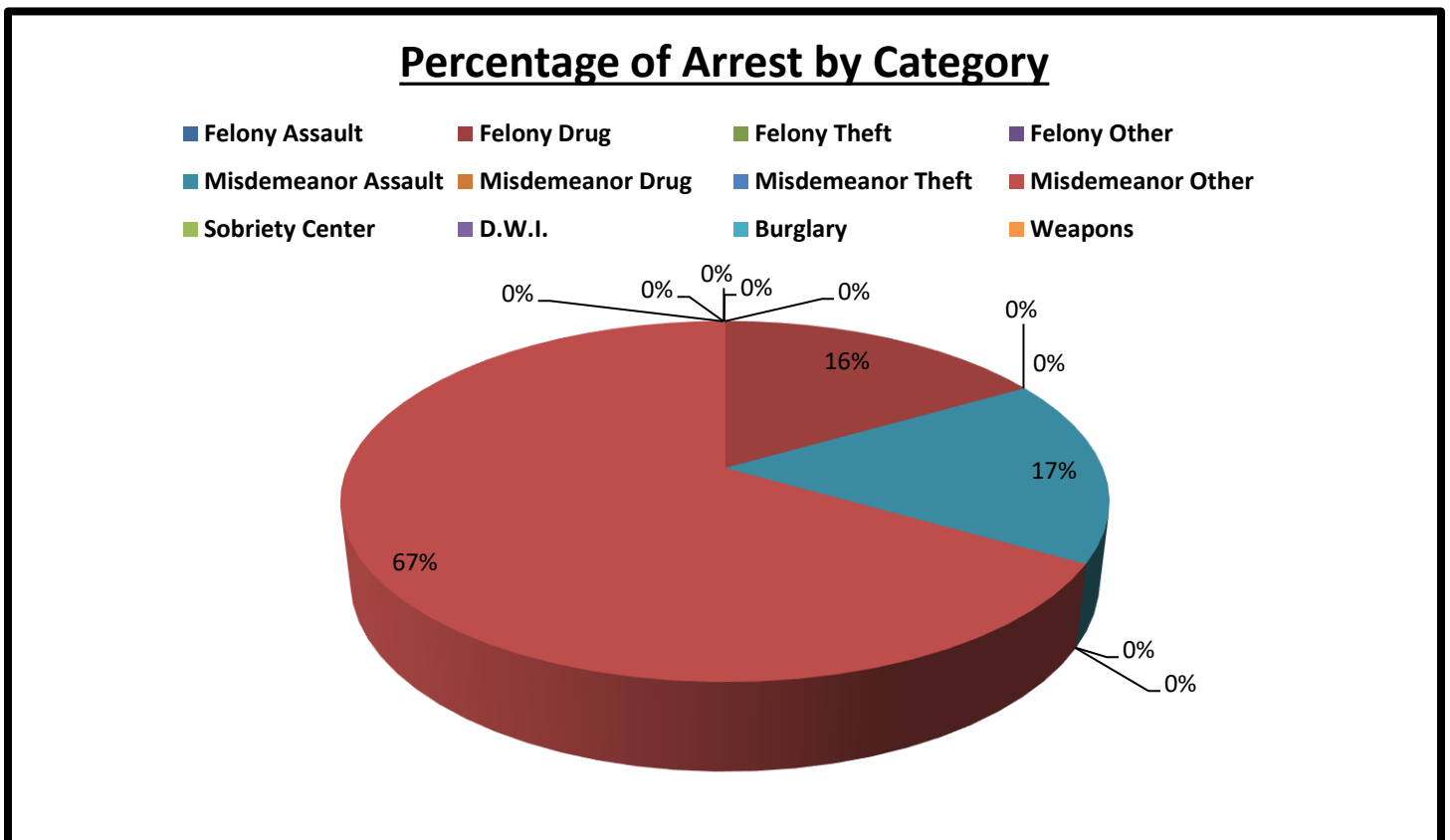
K. Types of Criminal Arrests Monthly Total:



L. Types of Criminal Arrests Monthly Total:



M. Types of Criminal Arrests Monthly Total:



N. Executed Warrant Monthly Total:

001

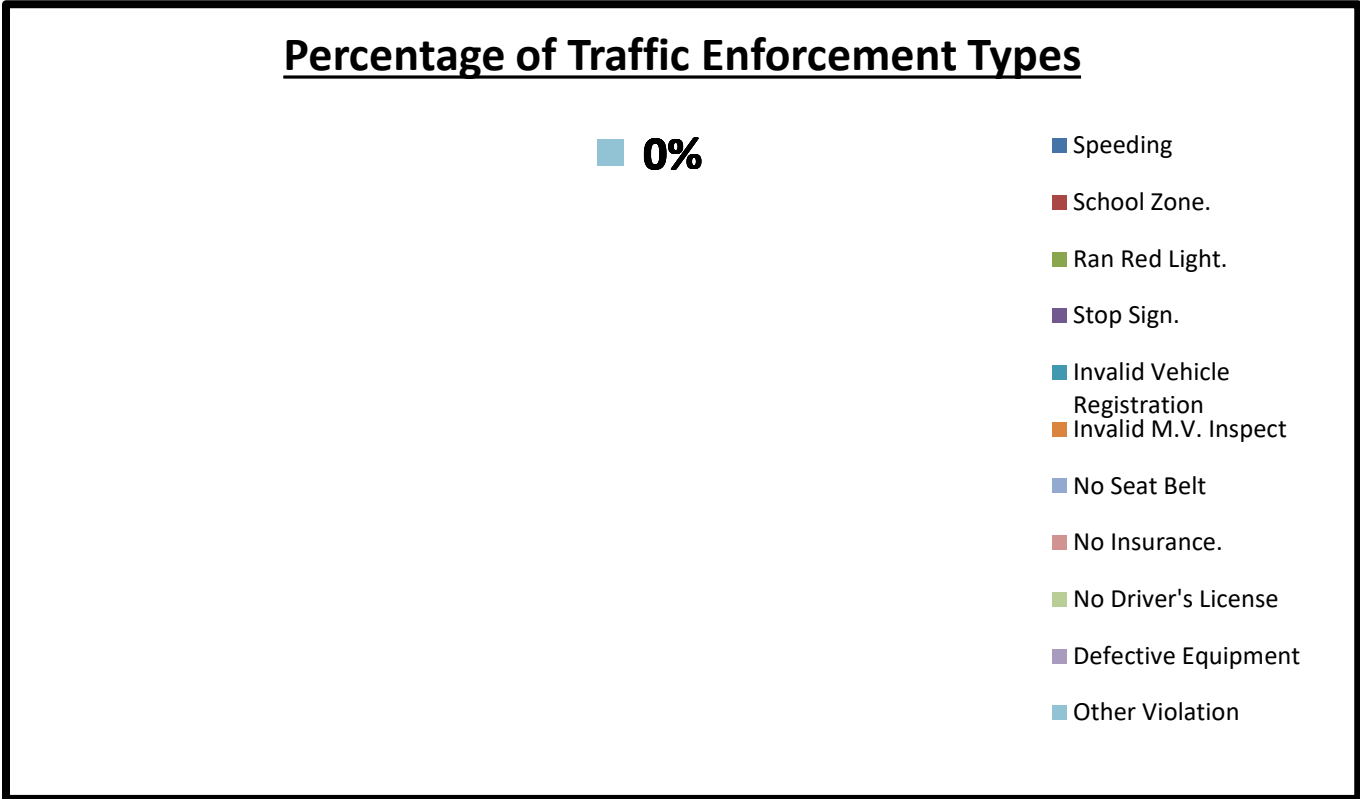
*	Executed Warrants	87S12	7S14	7S24	7S34	TOT	AVER	%
(A)	Felony Warrants	0	0	0	0	0	0.0	0%
(B)	Misdemeanor Warrants	0	0	1	0	1	0.2	100%
(C)	Totals	0	0	1	0	1	0.2	100%

O. Traffic Law Enforcement Total:

014

*	Traffic Enforcement	7S12	7S14	7S24	7S34	TOT	AVER	%
A	Speeding	0	0	0	0	0	0.0	#DIV/0!
B	School Zone.	0	0	0	0	0	0.0	#DIV/0!
C	Ran Red Light.	0	0	0	0	0	0.0	#DIV/0!
D	Stop Sign.	0	0	0	0	0	0.0	#DIV/0!
E	Invalid Vehicle Registration	0	0	0	0	0	0.0	#DIV/0!
F	Invalid M.V. Inspect	0	0	0	0	0	0.0	#DIV/0!
G	No Seat Belt	0	0	0	0	0	0.0	#DIV/0!
H	No Insurance.	0	0	0	0	0	0.0	#DIV/0!
I	No Driver's License	0	0	0	0	0	0.0	#DIV/0!
J	Defective Equipment	0	0	0	0	0	0.0	#DIV/0!
K	Other Violation	0	0	0	0	0	0.0	#DIV/0!
L	Written Warnings	0	0	0	0	0	0.0	0%
M	Verbal Warning	1	3	2	8	14	2.8	100%
N	Citation	0	0	0	0	0	0.0	0%
O	Total Violations	1	3	2	8	14	2.8	100%

P. Traffic Law Enforcement Total:



Q. Citations vs. Warnings Monthly Total:

014

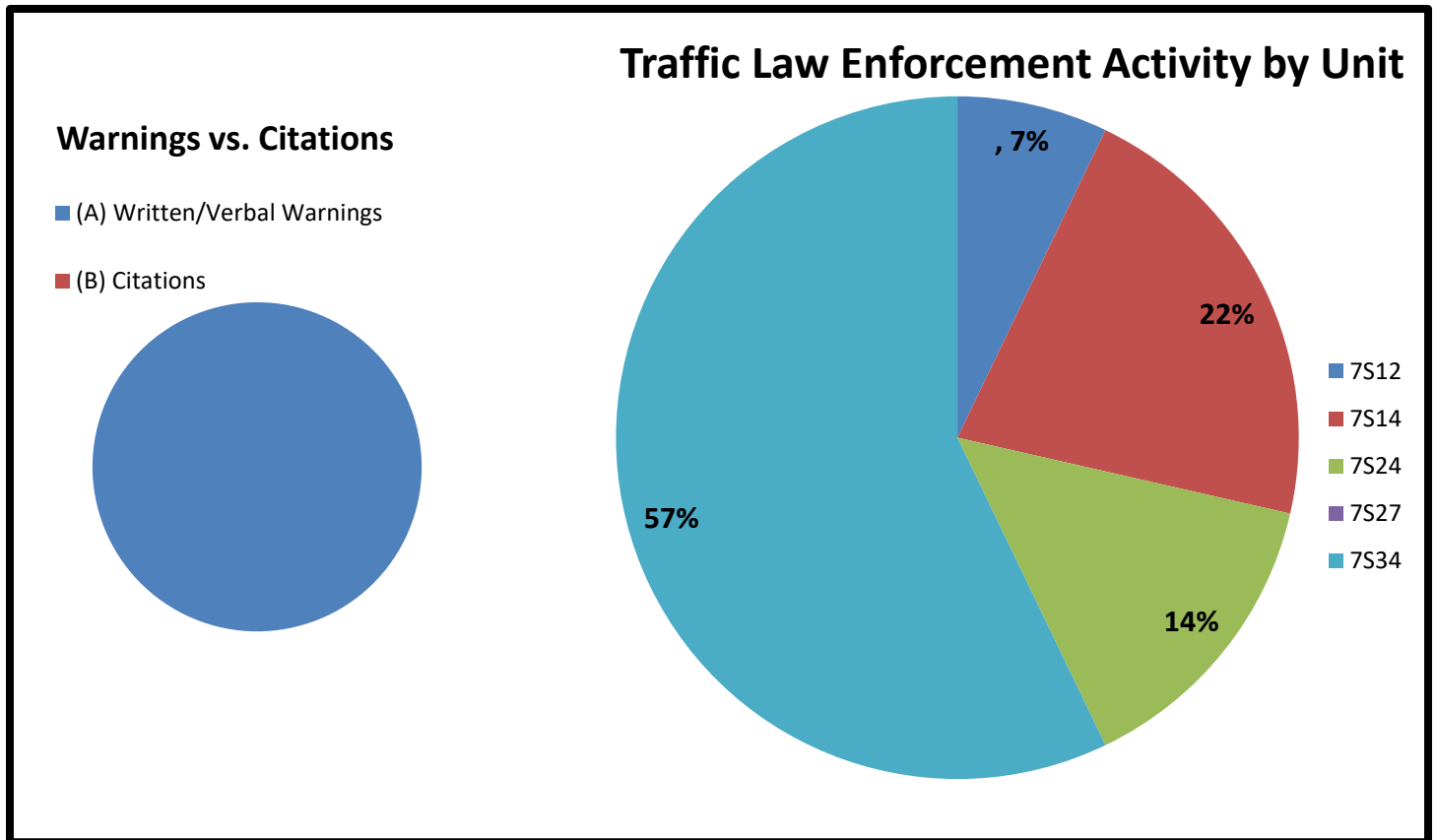
*	<i>Warnings vs. Citations</i>	7S12	7S14	7S24	7S34	TOT	AVER	%
(A)	Written/Verbal Warnings	1	3	2	8	14	2.8	100%
(B)	Citations	0	0	0	0	0	0.0	0%
(C)	<i>Totals</i>	1	3	2	8	14	2.8	100%

R. Sources of Calls for Service Monthly Total:

0407

<i>Sources of Calls for Service</i>	7S12	7S14	7S24	7S34	TOT	AVER	%
On View	0	142	13	0	155	31.0	38%
Dispatched	2	22	11	0	35	7.0	9%
Self-Initiated	47	7	65	98	217	43.4	53%
<i>Totals</i>	49	171	89	98	407	81.4	100%

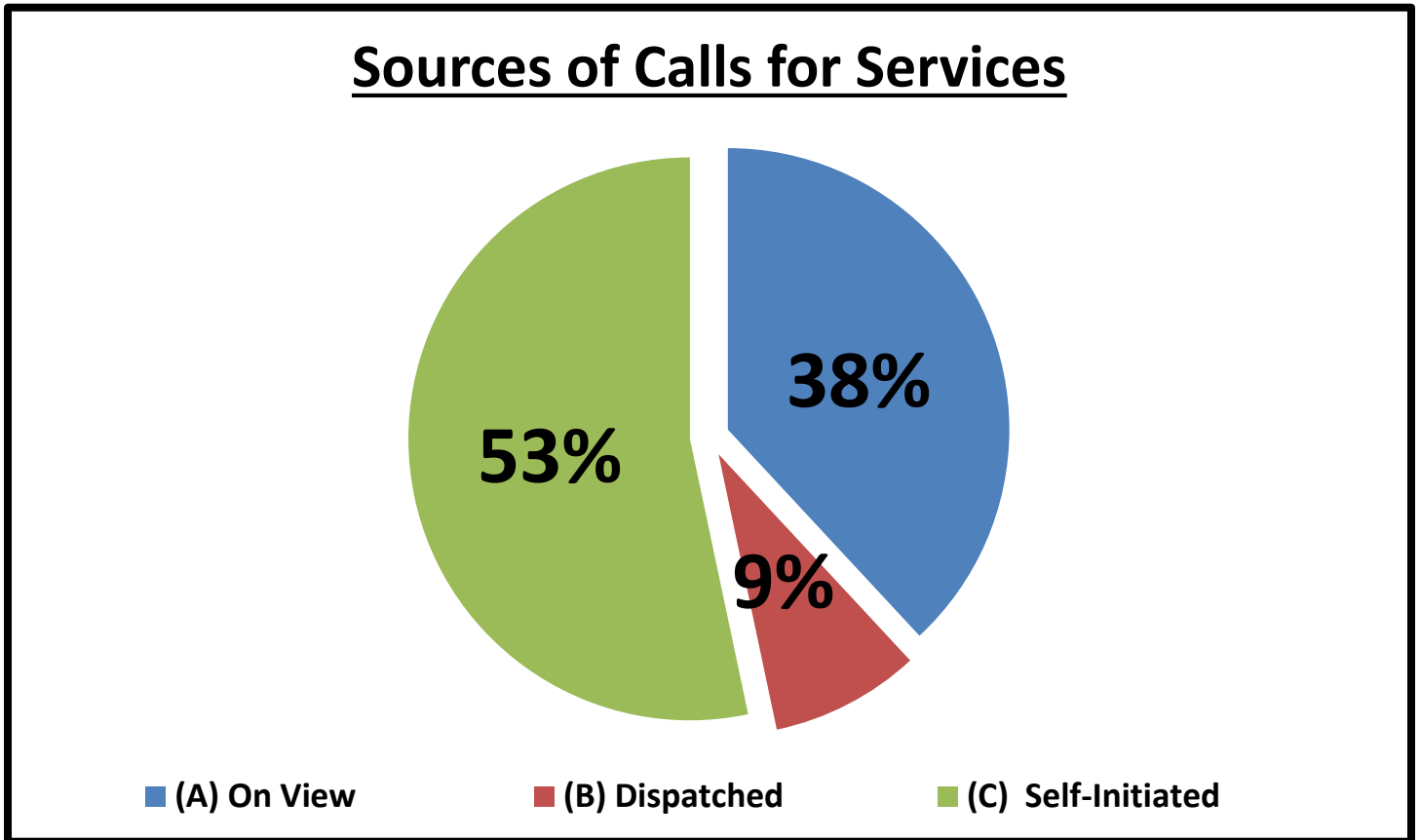
S. Traffic Law Enforcement Activity Percentages:



T. Sources of Calls for Service Percentages:

*	Sources of Calls for Service	87S12	7S14	7S24	7S34	TOT	AVER
(A)	On View	0%	83%	15%	0%	38%	N/A
(B)	Dispatched	4%	13%	12%	0%	9%	N/A
(C)	Self-Initiated	96%	4%	73%	100%	53%	N/A
(D)	<i>Totals</i>	100%	100%	100%	100%	100%	N/A

U. Sources of Calls for Service Percentages:



V. Free Reserve Personnel Time Utilized in Contract Monthly Total: 000

*	Free Reserve Personnel Time	87S12	7S14	7S24	7S34		TOT	AVER	%
(A)	Totals	0	0	0	0		0	0.0	#DIV/0!

W. Mileage Total:

1731

*	Mileage	87S12	7S14	7S24	7S34		TOT	AVER	%
(A)	Totals	230	567	488	446		1731	346.2	414%

X. Incident Summaries:

01.	MARCH 01,2019	1400 HOURS	MINOR ACCIDENT		DEPUTY T. KENNEDY	
	DAYSHIFT:	2100 FANNIN ST	MIDTOWN	"N/A"	HC:	1903-0005
<p>On March 01, 2019, a Friday, at approximately 1439 hours, while on patrol in the "Midtown Contract", while on a business check, viewed an accident at the said location. A TX Dot accident report was generated by Deputy. The patrol activity type is "PAT=D".</p>						

02.	MARCH 06, 2019	1200 HOURS	BURGLARY MOTOR VEHICLE		DEPUTY T. ROE	
	DAYSHIFT:	2000 BAGBY	MIDTOWN	"M"	HPD:	290692-19
<p>On March 06, 2019, a Wednesday, at approximately 1200 hours, while on patrol in the "Midtown Contract", Deputy T. Roe was performing routine patrol and law enforcement services when I (Deputy T. Roe) was dispatched to the listed location and observed a broken passenger side front window. One report was completed for a burglary of a motorized vehicle. The patrol activity type is "PAT=T".</p>						

03.	MARCH 06, 2019	2100 HOURS	BURGLARY MOTOR VEHICLE		DEPUTY A. CLOPTON	
	EVENINGSHIFT:	3201 LOUISIANA	MIDTOWN	"M"	HPD:	0288194-19
<p>On March 06, 2019, a Wednesday, at approximately 1200 hours, while on patrol in the "Midtown Contract", Deputy A. Clopton was performing routine patrol and law enforcement services when I was dispatched to a BMV call. Deputy arrived and found to vehicles burglarized and completed report. The patrol activity type is "PAT=T".</p>						

04.	MARCH 08, 2019	1300 HOURS	CRIMINAL TRESPASS		DEPUTY T. ROE	
	DAYSHIFT:	2000 MAIN ST	MIDTOWN	"M"	HC:	1903-00065
<p>On March 08, 2019, a Friday, at approximately 1352 hours, while on patrol in the "Midtown Contract", Deputy T. Roe was performing routine patrol and law enforcement services when I (Deputy T. Roe) observed a female that had repeatedly entered on the above premises after being asked to leave multiple times. After further investigations it was determined that the suspect was criminally trespassing. One female was transported to the Criminal Trespass diversion Program. The patrol activity type is "PAT=D".</p>						

05.	MARCH 08,2019	1300 HOURS	CRIMINAL TRESPASS		DEPUTY T. KENNEDY	
	DAYSHIFT:	2000 MAIN ST.	MIDTOW N	"M"	HC:	1903-00065
<p>On March 08, 2019, a Friday, at approximately 1352 hours, while on patrol in the "Midtown Contract", I was flagged down in regards to a female continuously trespassing at the said location. The said person was arrested and booked into the diversion program offered at 1315 Dennis St. The patrol activity type is "PAT=D".</p>						

06.	MARCH 09, 2019	1300 HOURS	CRIMINAL TRESPASS		DEPUTY T. ROE	
	DAYSHIFT:	2225 LOUISIANA	MIDTOWN	"M"	HC:	1903-00076
<p>“On March 09, 2019, a Saturday, at approximately 1341 hours, while on patrol in the “Midtown Contract”, Deputy T. Roe was performing routine patrol and law enforcement services when I (Deputy T. Roe) observed a male that had repeatedly entered on the above premises after being asked to leave multiple times. After further investigations it was determined that the suspect was criminally trespassing. One male was transported to the Criminal Trespass diversion Program. The patrol activity type is “PAT=D”.</p>						

07.	MARCH 09,2019	1300 HOURS	NARCOTICS ARREST-PCS		DEPUTY T. KENNEDY	
	DAYSHIFT:	1000 WEBSTER ST.	MIDTOWN	"F"	HC:	1903-00076
<p>On March 09, 2019, a Saturday, at approximately 1341 hours, while on patrol in the “Midtown Contract”, I was on foot patrol at the said address when I observed a black trespassing at the said address and after a thorough search of his immediate area, found multiple pieces of a controlled substance as well as paraphernalia. The said person was and his belongings were booked into the Harris County Jail without Incident. The patrol activity type is “PAT=D”.</p>						

08.	MARCH 10, 2019	0100 HOURS	WARRANT ARREST		DEPUTY A. CLOPTON	
	EVENINGSHIFT:	2111 SAN JACINTO	MIDTOWN	"N/A"	HC:	1903-00090
<p>On March 10, 2019, a Sunday, at approximately 1200 hours, while on patrol in the “Midtown Contract”, Deputy A. Clopton was performing routine patrol and law enforcement services when I observed a suspicious male. The male was found to have open Pearland warrants. The male was transported and released to Pearland P.D. The patrol activity type is “PAT=D”.</p>						

09.	MARCH 21, 2019	1000 HOURS	MISSING PERSON		DEPUTY T. ROE	
	DAYSHIFT:	1800 VALENTINE	MIDTOWN	"N/A"	HPD:	
<p>On March 21, 2017, Thursday, at approximately 1030 hours, while on patrol in the “Midtown Contract”, Deputy T.Roe was performing routine patrol and law enforcement services when I (Deputy T. Roe) was dispatched to the listed location in regards to a missing person. After further investigations it was determined that a missing person report was appropriate. “PAT=D”.</p>						

10.	MARCH 25,2019	1600 HOURS	ASSAULT		DEPUTY T. KENNEDY	
	DAYSHIFT:	2415 MAIN ST.	MIDTOWN	"M"	HC:	1903-00202
<p>On March 25, 2019, a Monday, at approximately 1635 hours, while on patrol in the “Midtown Contract”, I was dispatched to 2415 Main St.. In regards to an assault that occurred at the listed location. A report was generated and a to be warrant was filed against the suspect. The patrol activity type is “PAT=D”.</p>						

11.	MARCH 26,2019	1300 HOURS	MINOR ACCIDENT		DEPUTY T. KENNEDY	
	DAYSHIFT:	4200 FANNIN ST.	MIDTOWN	"N/A"	HC:	1903-00211
<p>On March 26, 2019, a Tuesday, at approximately 1305 hours, while on patrol in the “Midtown Contract”, I self-initiated an accident investigation due to viewing a car turned on its left ride. A TX Dot accident report was initiated. The patrol activity type is “PAT=D”.</p>						

12.	MARCH 29,2019	1600 HOURS	ATTEMPTED ROBBERY		DEPUTY T. KENNEDY	
	DAYSHIFT:	2117 CHENEVERT ST.	MIDTOW N	“F”	HC:	1903-00237
	On March 29, 2019, a Friday , at approximately 1642 hours, while on patrol in the “Midtown Contract”, I was dispatched to the said location in regards to a robbery attempt. I searched the immediate area for the suspect. The suspect was not found. A Harris County Incident Report was generated. The patrol activity type is “ PAT=D ”.					

Sergeant Odell Haynes

Sergeant Odell Haynes
Contract Sergeant, Field Operations
Harris County Constable’s Office of Precinct “7”
713-643-6602 OR 832-788-1013