



**MAY WALKER**, CONSTABLE  
PRECINCT SEVEN  
HARRIS COUNTY, TEXAS

MAIN OFFICE  
5300 Griggs Road  
Houston, Texas 77021  
PHONE (713) 643-6602  
FAX (713) 643-3401

**Date: April 17, 2020**

From: Sergeant Ashton Johnson-Hall  
Neighborhood Patrol Division, First Line Supervisor  
Harris County Constable's Office of Precinct "7"

To: Property Owners Association  
Board of Directors & Management Company

Subject: Day Shift – Monthly Productivity Analysis Report  
Enclosure: **MPAR – March 2020**  
Distribution: Executive Command Staff & Board of Directors & Management Company

The purpose of this "**Monthly Productivity Analysis Report**" (M.P.A.R.) is to provide the executive command staff with the appropriate data to analyze the productivity of assigned personnel and their shifts' activities to allow for the validation of individual and divisional performance evaluations. With regard to the specific contents of the report, there are 18 distinctive component parts of this report. These components are enumerated below:

- |  |   |
|--|---|
| 01. Patrol Activity Details                | 10. Traffic Enforcement Report                |
| 02. Patrol Activity Analytical Summary     | 11. Trends & Percentages of Traffic           |
| 03. Patrol Activity Percentages & Trends   | 12. Citation & Warning Issuance Review        |
| 04. Security Checks Report                 | 13. Call for Service Report ( <i>C.F.S.</i> ) |
| 05. Security Checks Percentages & Trends   | 14. Trends & Percentages for <i>C.F.S.</i>    |
| 06. Crisis Intervention Disposition Report | 15. Overtime Report (service at no Cost)      |
| 07. Offense/Incident Generation Report     | 16. Reserve Deputy Use (at no Cost)           |
| 08. Criminal Arrest Types Report           | 17. Incident Summarization                    |
| 09. Warrant Execution Report               |   |

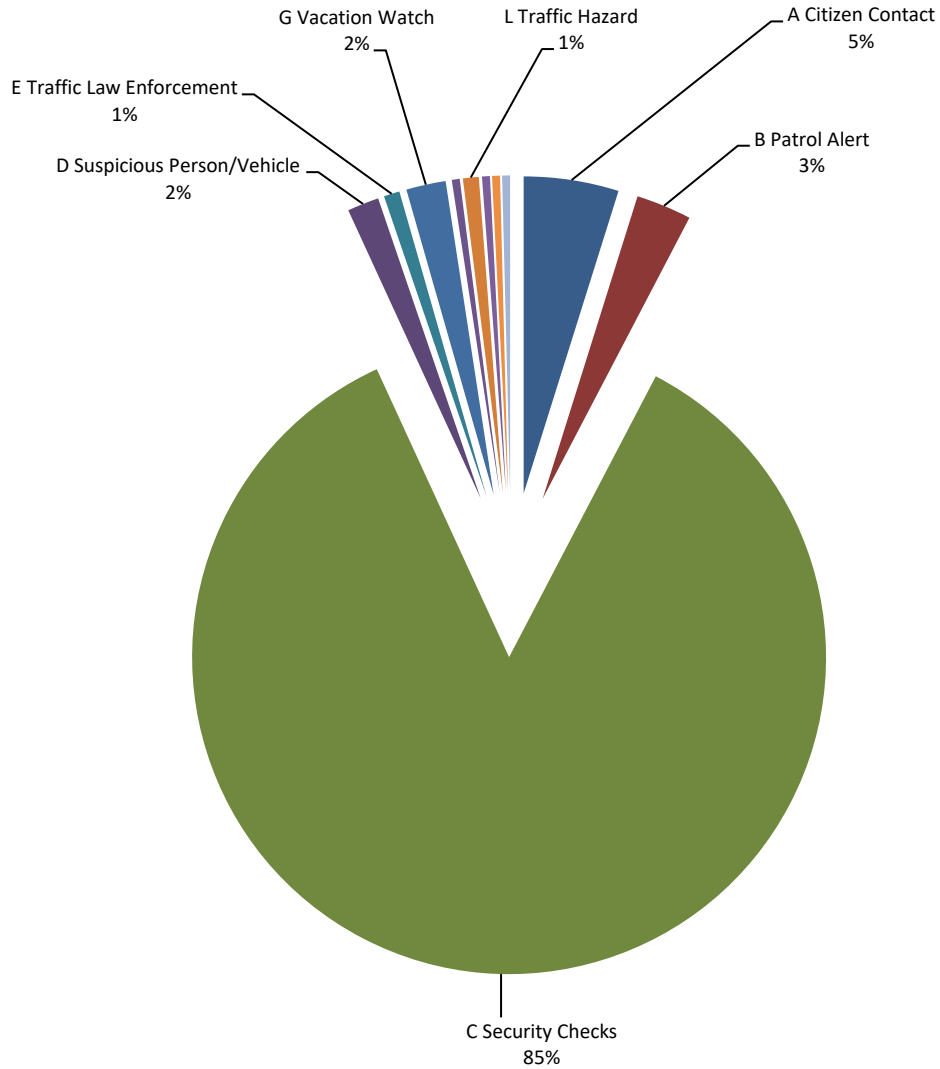
A cursory analysis of the statistical data from this report should be demonstrative of the quality of performance of this agency in realizing the contractual obligations and the overall achievement of the goals and objectives of this Agency and the Contract Division.

# A. Patrol Activity Monthly Total:

* Patrol Activity Types	7H10	TOT	AVER	%
A	Citizen Contact	12	2.4	5%
B	Patrol Alert	7	1.4	3%
C	Security Checks	212	42.4	85%
D	Suspicious Person/Vehicle	4	0.8	2%
E	Traffic Law Enforcement	2	0.4	1%
F	Offense/Incident Reports	0	0.0	0%
G	Vacation Watch	5	1.0	2%
H	Open Door / Window	0	0.0	0%
I	Assist Contract Citizen	0	0.0	0%
J	Welfare Check / Med.	1	0.2	0%
K	Traffic Initiative	0	0.0	0%
L	Traffic Hazard	2	0.4	1%
M	Animal Humane	0	0.0	0%
N	Alarms	0	0.0	0%
O	Mental Cases (171)	0	0.0	0%
P	Disturbance	1	0.2	0%
Q	Criminal Investigation	0	0.0	0%
R	Follow-up Investigation	1	0.2	0%
S	Criminal Mischief	0	0.0	0%
T	Burglary Residence/Vehicle	0	0.0	0%
U	Theft / Theft of Business	0	0.0	0%
V	Citizen Assaulted	0	0.0	0%
W	Robbery of an Individual	0	0.0	0%
X	Trespass Warning	0	0.0	0%
Y	Major/Minor Crash	1	0.2	0%
Z	Child Custody Disputes	0	0.0	0%
AA	Assist The Officer (Pct. 7)	0	0.0	0%
BB	Runaway Missing Persons	0	0.0	0%
CC	Assisted LEA	0	0.0	0%
DD	Solicitors	0	0.0	0%
EE	Meeting/Event/Ct.	0	0.0	0%
		0	0.0	0%
*	<b>MONTH TOTALS</b>	<b>248</b>	<b>49.6</b>	<b>100%</b>

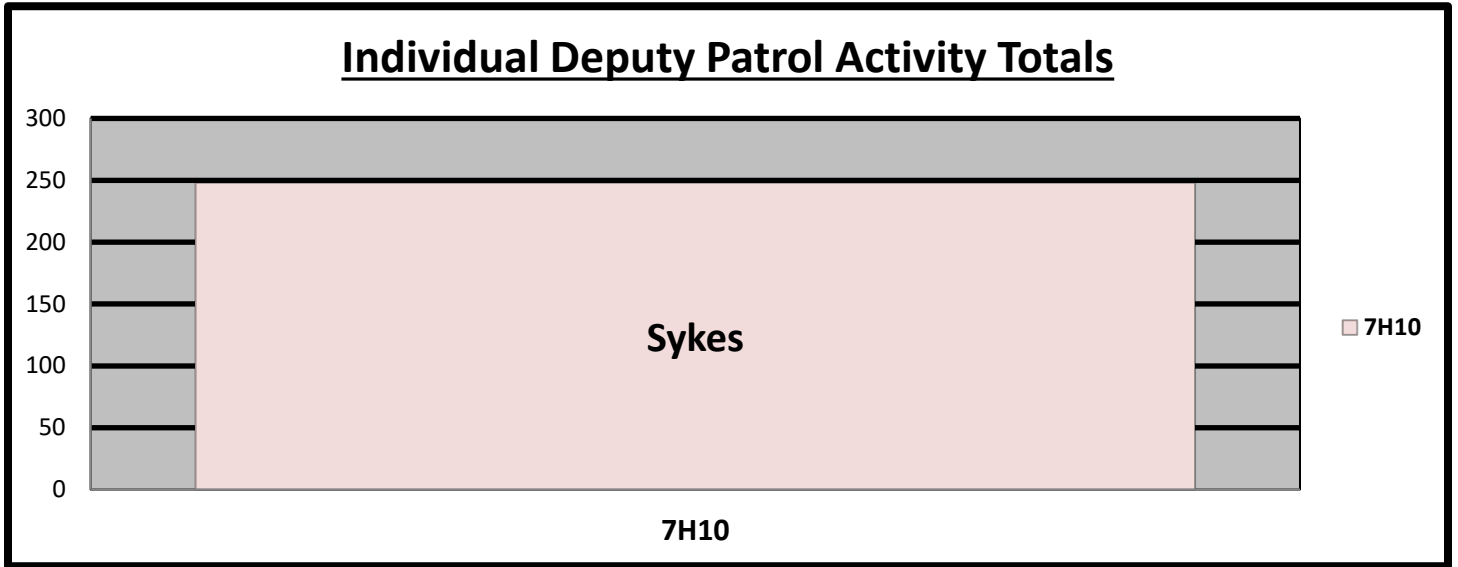
# A1. Patrol Activity Percentage:

## Percentage of Patrol Activity



- |                               |                              |                                  |                                |
|-------------------------------|------------------------------|----------------------------------|--------------------------------|
| ■ A Citizen Contact           | ■ B Patrol Alert             | ■ C Security Checks              | ■ D Suspicious Person/Vehicle  |
| ■ E Traffic Law Enforcement   | ■ F Offense/Incident Reports | ■ G Vacation Watch               | ■ H Open Door / Window         |
| ■ I Assist Contract Citizen   | ■ J Welfare Check / Med.     | ■ K Traffic Initiative           | ■ L Traffic Hazard             |
| ■ M Animal Humane             | ■ N Alarms                   | ■ O Mental Cases (171)           | ■ P Disturbance                |
| ■ Q Criminal Investigation    | ■ R Follow-up Investigation  | ■ S Criminal Mischief            | ■ T Burglary Residence/Vehicle |
| ■ U Theft / Theft of Business | ■ V Citizen Assaulted        | ■ W Robbery of an Individual     | ■ X Trespass Warning           |
| ■ Y Major/Minor Crash         | ■ Z Child Custody Disputes   | ■ AA Assist The Officer (Pct. 7) | ■ BB Runaway Missing Persons   |
| ■ CC Assisted LEA             | ■ DD Solicitors              | ■ EE Meeting/Event/Ct.           |                                |

**A2. Patrol Activity by MUD District 460 Personnel:**

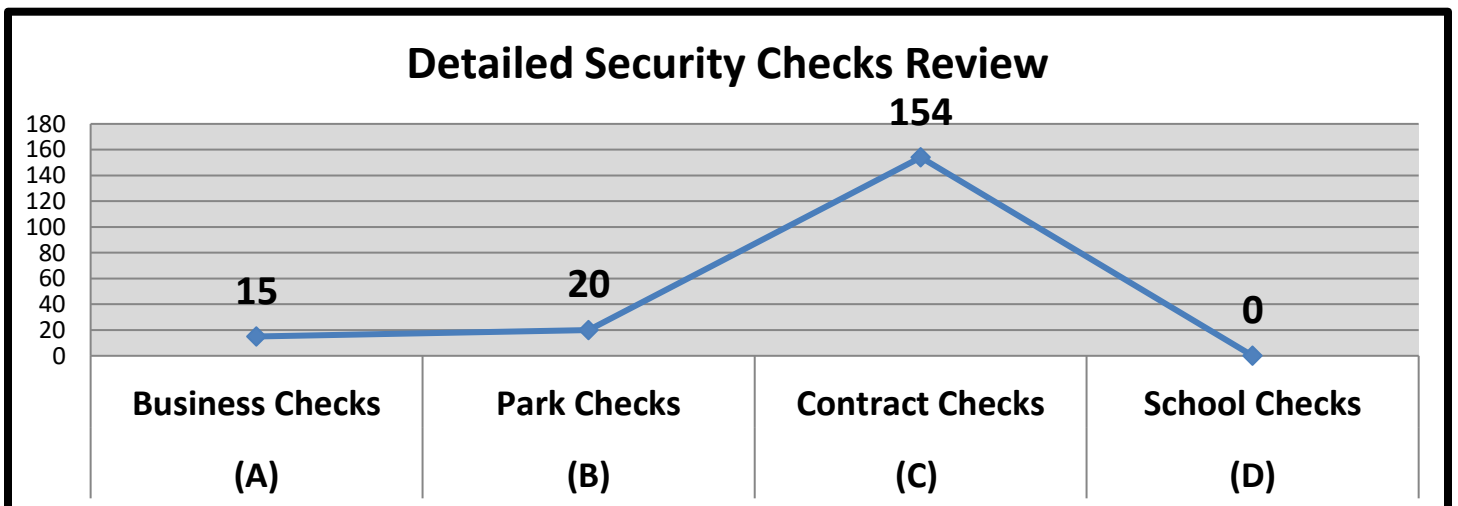


**B. Security Checks Monthly Total:**

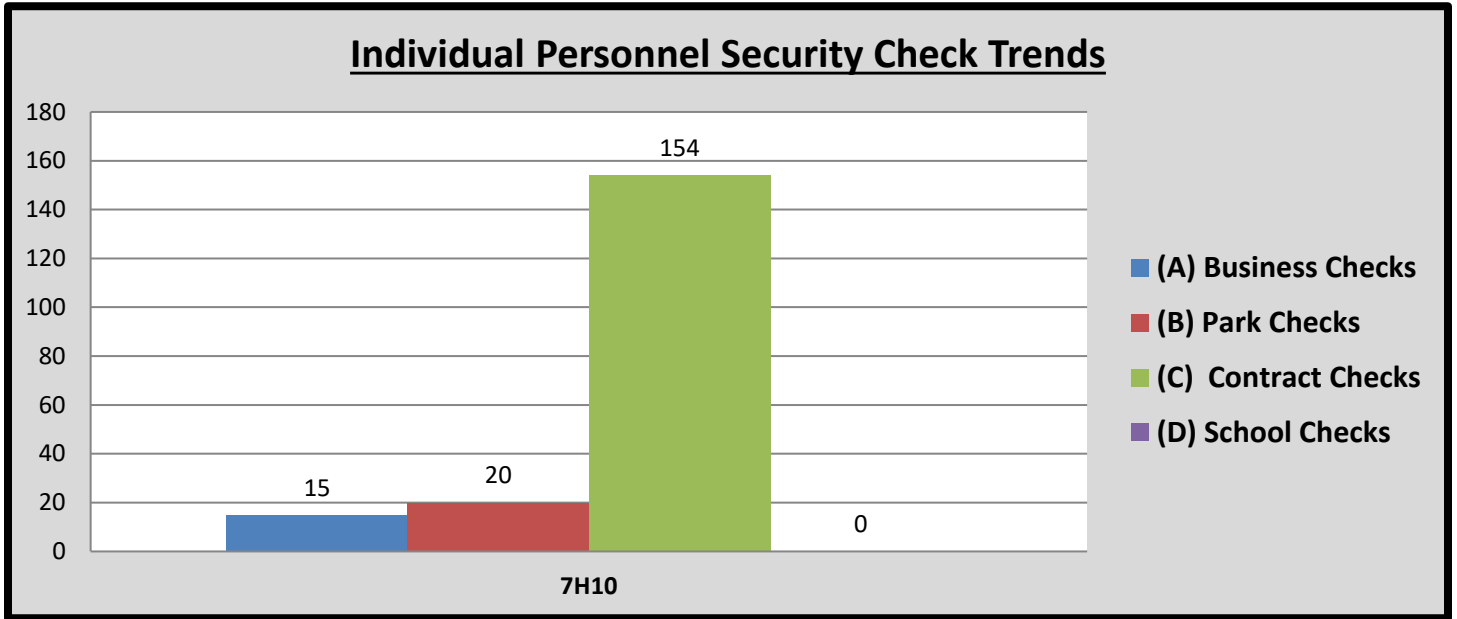
**189**

*	Security Checks	7H10	TOT	AVER	%
(A)	Business Checks	15	15	3.0	8%
(B)	Park Checks	20	20	4.0	11%
(C)	Contract Checks	154	154	30.8	81%
(D)	Plaza Checks	0	0	0.0	0%
(E)	<b>Totals</b>	<b>189</b>	<b>189</b>	<b>37.8</b>	<b>100%</b>

**B. Detailed Security Checks Monthly:**



**B2. Individual Personnel Security Check Trends:**



**C. CIT/MHO Dispositions Monthly Total:**

**000**

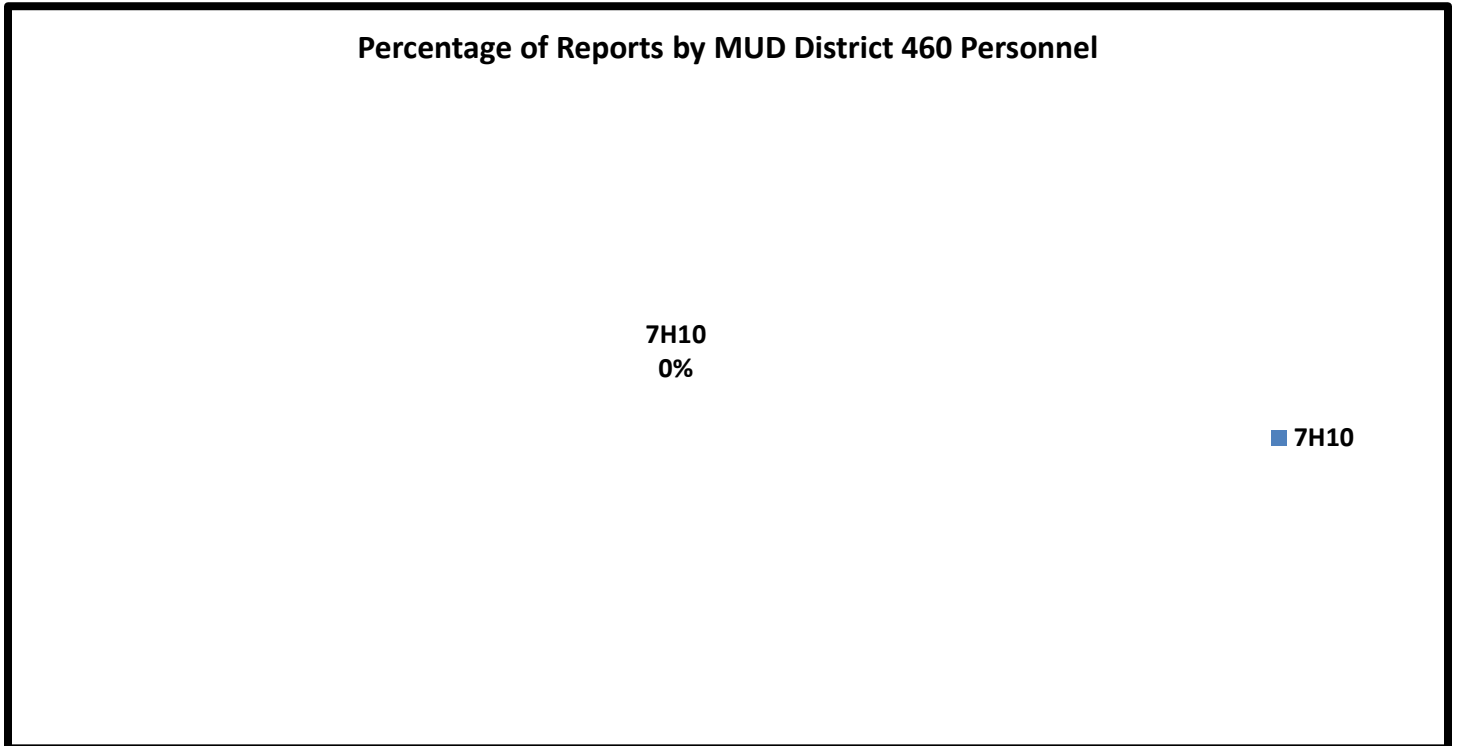
*	<i>C.I.T. Dispositions</i>	7H10
(A)	CIT/MHO Outside Referral	0
(B)	CIT/MHO Transport	0
(C)	CIT/MHO CIT Contact	0
(D)	CIT/MHO Arrest	0
(E)	<i>Totals</i>	0

**D. Offense/Incident Reports Monthly Total:**

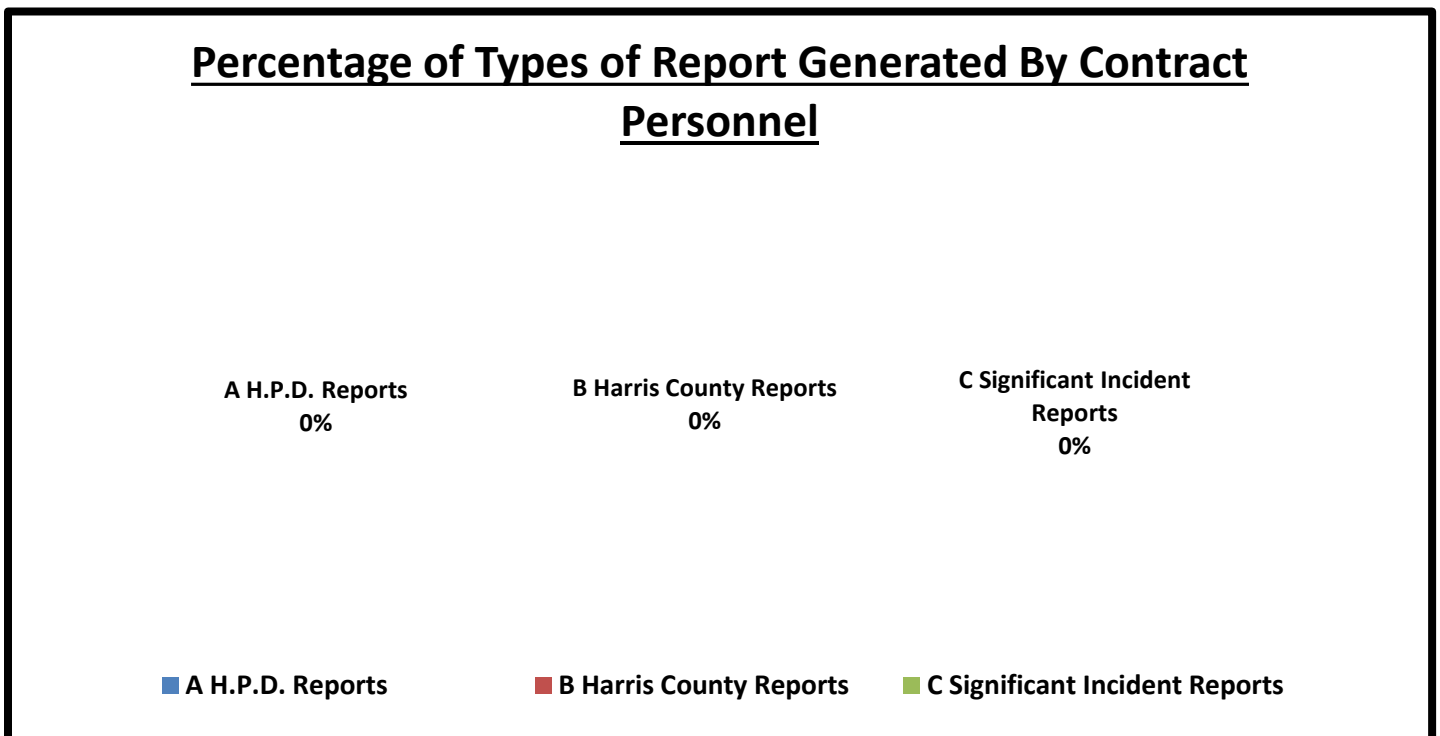
**000**

*	<i>Offense/Incident Reports</i>	7H10
(A)	H.P.D. Reports	0
(B)	Harris County Reports	0
(C)	Significant Incident Reports	0
(D)	<i>Totals</i>	0

## D1. Report Generation Percentages:



## D2. Percentages:

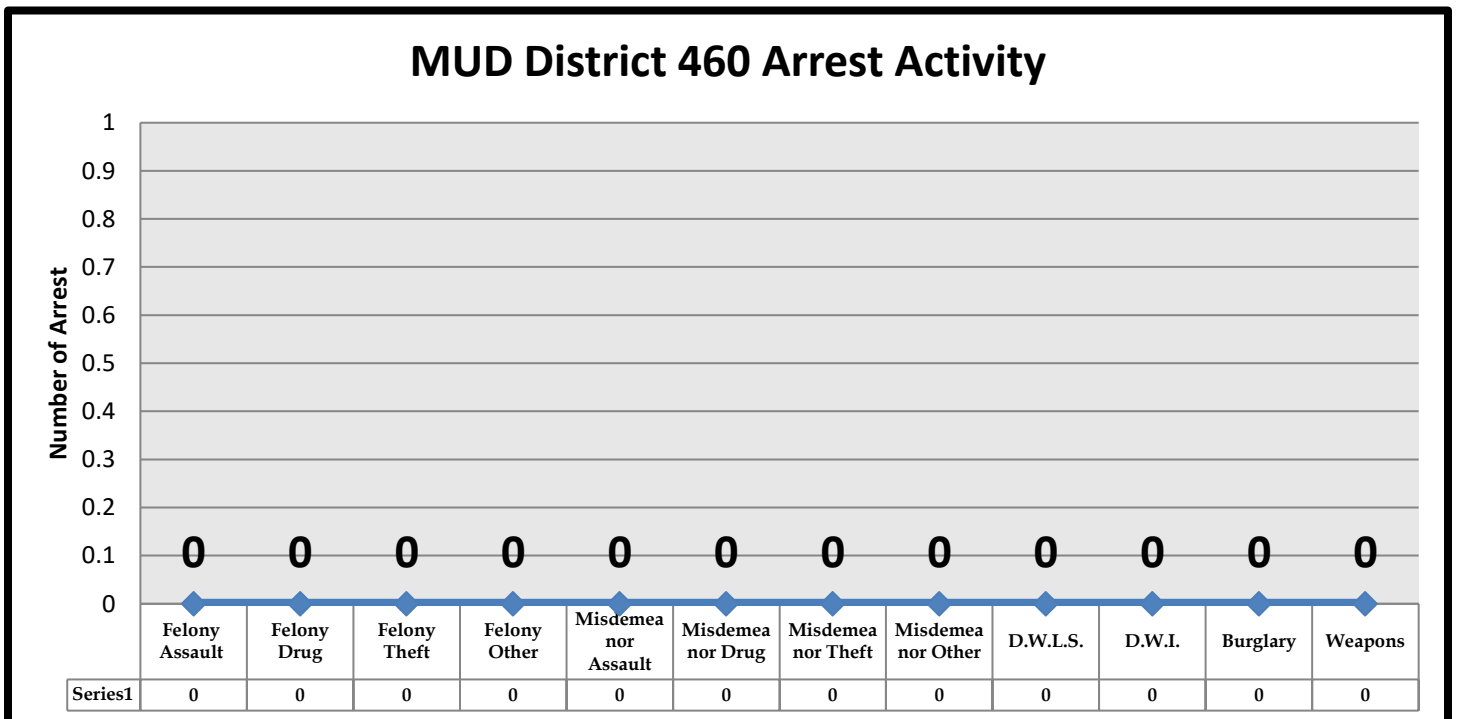


**E. Types of Criminal Arrests Monthly Total:**


**000**

*	<i>Types of Criminal Arrests</i>	7H10
A	Felony Assault	0
B	Felony Drug	0
C	Felony Theft	0
D	Felony Other	0
E	Misdemeanor Assault	0
F	Misdemeanor Drug	0
G	Misdemeanor Theft	0
H	Misdemeanor Other	0
I	D.W.L.S.	0
J	D.W.I.	0
K	Burglary	0
L	Weapons	0
M	<i>Totals</i>	0

**E1. Types of Criminal Arrests Monthly Total:**



## E2. Percentages Arrests by Monthly Total:



## F. Executed Warrant Monthly Total:

**0000**

*	<i>Executed Warrants</i>	7H10
(A)	Felony Warrants	0
(B)	Misdemeanor Warrants	0
(C)	<i>Totals</i>	0

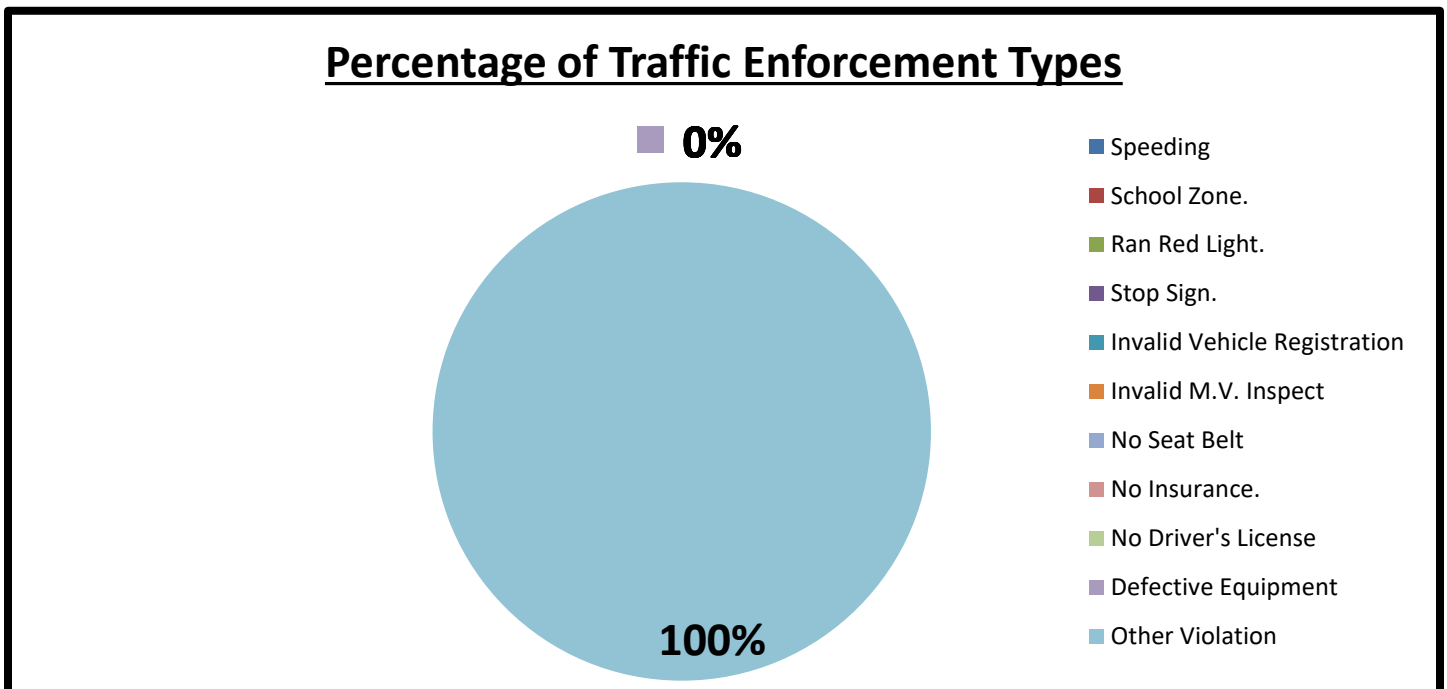


### G. Traffic Law Enforcement Total:

001

*	Traffic Enforcement	7H10	TOT	AVER	%
A	Speeding	0	0	0.0	0%
B	School Zone.	0	0	0.0	0%
C	Ran Red Light.	0	0	0.0	0%
D	Stop Sign.	0	0	0.0	0%
E	Invalid Vehicle Registration	0	0	0.0	0%
F	Invalid M.V. Inspect	0	0	0.0	0%
G	No Seat Belt	0	0	0.0	0%
H	No Insurance.	0	0	0.0	0%
I	No Driver's License	0	0	0.0	0%
J	Defective Equipment	0	0	0.0	0%
K	Other Violation	1	1	0.2	100%
L	Written Warnings	0	0	0.0	#DIV/0!
M	Verbal Warning	0	0	0.0	#DIV/0!
N	Citation	1	1	0.2	100%
O	Total Violations	1	1	0.2	100%

### H. Traffic Law Enforcement Total:



**I. Citations vs. Warnings Monthly Total:**

**001**

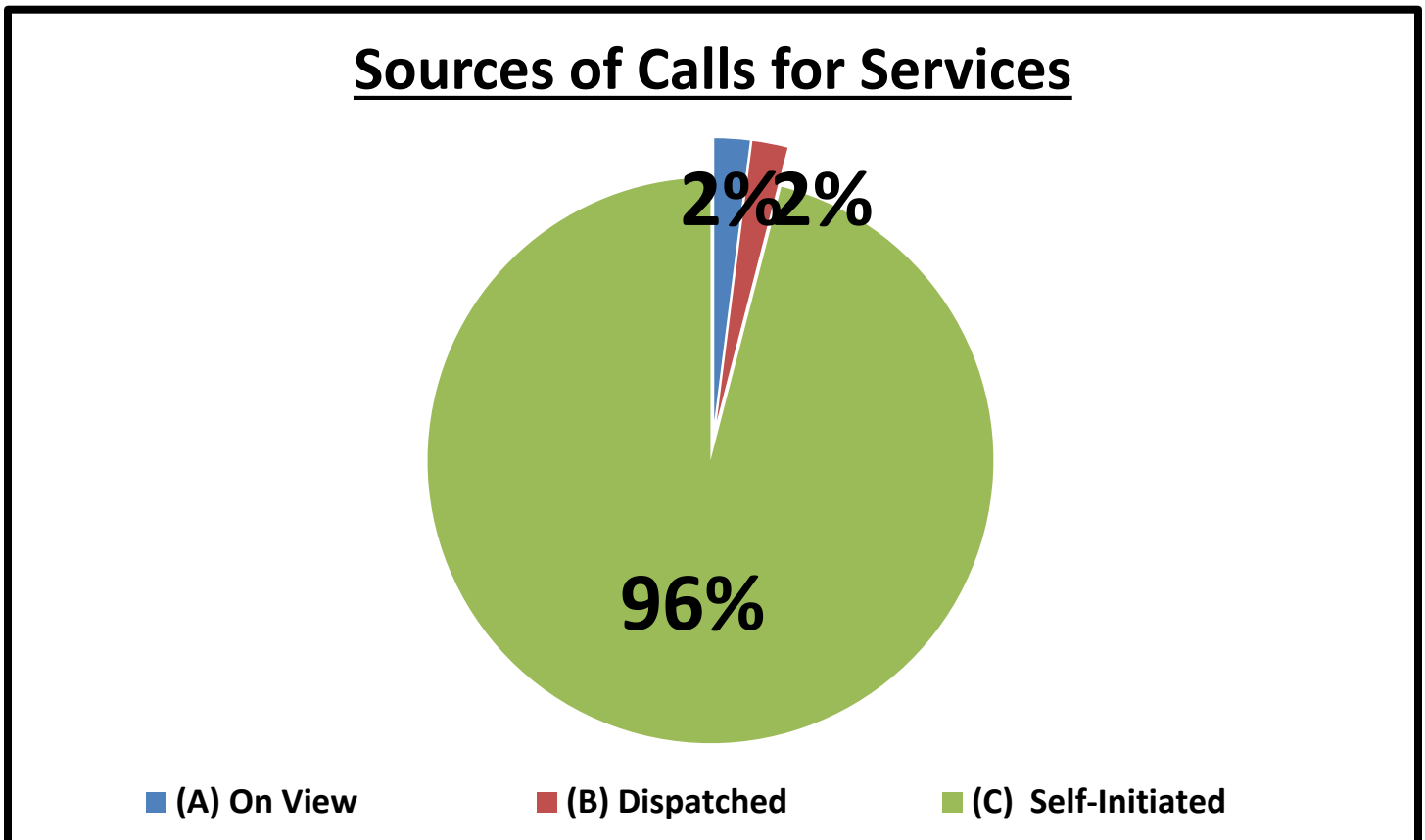
*	<i>Warnings vs. Citations</i>	7H10	TOT	AVER	%
(A)	Written/Verbal Warnings	0	0	0.0	0%
(B)	Citations	1	1	0.2	100%
(C)	<i>Totals</i>	1	1	0.2	100%

**J. Sources of Calls for Service Monthly Total:**

**0248**

*	<i>Sources of Calls for Service</i>	7H10	TOT	AVER	%
(A)	On View	5	5	1.0	2%
(B)	Dispatched	5	5	1.0	2%
(C)	Self-Initiated	238	238	47.6	96%
(D)	<i>Totals</i>	248	248	49.6	100%

**J1. Sources of Calls for Service Percentages:**



**K. Sources of Calls for Service Percentages:**

*	Sources of Calls for Service	7H10	TOT	AVER
(A)	On View	2%	2%	0.0
(B)	Dispatched	2%	2%	0.0
(C)	Self-Initiated	96%	96%	0.2
(D)	Totals	100%	100%	0.2

**L. Free Reserve Personnel Time Utilized in Contract Monthly Total: 000**

*	Free Reserve Personnel Time	7H10
(A)	Totals	0

**M. Monthly Productivity Analysis Report (M.P.A.R.) - Executive Summary:**

*	MUD 460 Unit	7H10
1	Patrol Activity	248
2	Security Checks	189
3	C.I.T. Interactions	0
4	Offense/Incident Reports	0
*	Total Service Calls	437
5	Criminal Arrests	0
7	Traffic Law Enforcement	1
8	Written & Verbal Warnings	0
*	Enforcement Services Calls	1

**N. Mileage Total:**

**0400**

*	Mileage	7H10
(A)	Totals	400

## **N1. Incident Summaries:**

*Please note: 87H10 = Deputy L. Sykes*

### **Sergeant Ashton Johnson-Hall**

Sergeant Ashton Johnson-Hall  
Neighborhood Patrol Division, First Line Supervisor  
Harris County Constable's Office of Precinct 713-643-6602