



MAY WALKER, CONSTABLE
PRECINCT SEVEN
HARRIS COUNTY, TEXAS

MAIN OFFICE
5300 Griggs Road
Houston, Texas 77021
PHONE (713) 643-6602
FAX (713) 643-3401

Date: April 17, 2020

From: Sergeant Ashton Johnson-Hall
Neighborhood Patrol Division, First Line Supervisor
Harris County Constable's Office of Precinct "7"

To: Property Owners Association
Board of Directors & Management Company

Subject: March Monthly Productivity Analysis Report
Enclosure: **MPAR – March 2020**
Distribution: Executive Command Staff & Board of Directors & Management Company

The purpose of this "**Monthly Productivity Analysis Report**" (M.P.A.R.) is to provide the executive command staff with the appropriate data to analyze the productivity of assigned personnel and their shifts' activities to allow for the validation of individual and divisional performance evaluations. With regard to the specific contents of the report, there are 18 distinctive component parts of this report. These components are enumerated below:

- | | |
|--|---|
| 01. Patrol Activity Details | 10. Traffic Enforcement Report |
| 02. Patrol Activity Analytical Summary | 11. Trends & Percentages of Traffic |
| 03. Patrol Activity Percentages & Trends | 12. Citation & Warning Issuance Review |
| 04. Security Checks Report | 13. Call for Service Report (<i>C.F.S.</i>) |
| 05. Security Checks Percentages & Trends | 14. Trends & Percentages for <i>C.F.S.</i> |
| 06. Crisis Intervention Disposition Report | 15. Overtime Report (service at no Cost) |
| 07. Offense/Incident Generation Report | 16. Reserve Deputy Use (at no Cost) |
| 08. Criminal Arrest Types Report | 17. Incident Summarization |
| 09. Warrant Execution Report | 18. Hotspot Report Data Review |

A cursory analysis of the statistical data from this report should be demonstrative of the quality of performance of this agency in realizing the contractual obligations and the overall achievement of the goals and objectives of this Agency and the Contract Division.

2853 total miles were driven and the shift responded to **1864** total service calls and conducted **001** crash investigations. The shift issued **007** traffic citations, made **04** arrest and handled **032** enforcement service related calls.

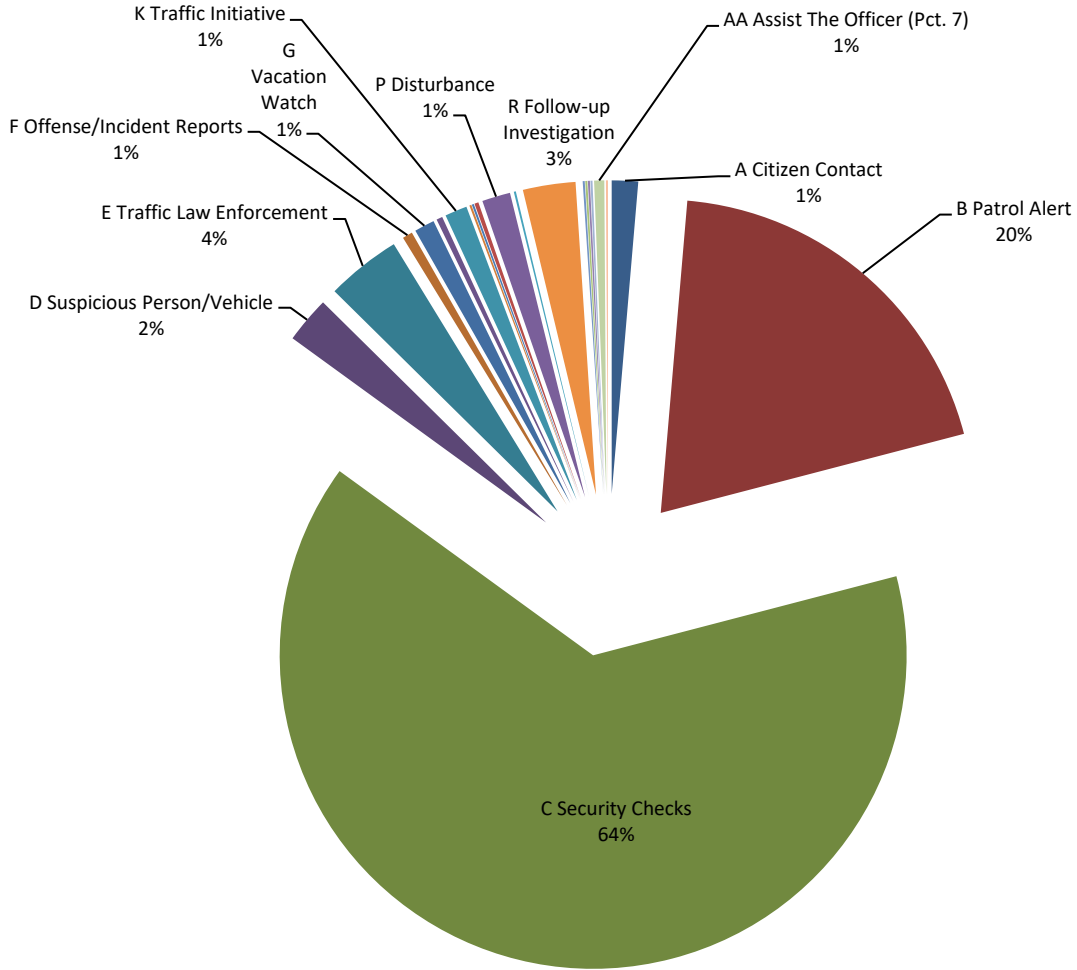
A. Patrol Activity Monthly Total:

0960

*	Patrol Activity Types	7H11	7H31	7H32	TOT	AVER	%
A	Citizen Contact	4	8	1	13	4.3	1%
B	Patrol Alert	112	33	43	188	62.7	20%
C	Security Checks	234	168	213	615	205.0	64%
D	Suspicious Person/Vehicle	6	9	8	23	7.7	2%
E	Traffic Law Enforcement	11	14	12	37	12.3	4%
F	Offense/Incident Reports	3	1	1	5	1.7	1%
G	Vacation Watch	1	0	9	10	3.3	1%
H	Open Door / Window	0	0	0	0	0.0	0%
I	Assist Contract Citizen	0	0	0	0	0.0	0%
J	Welfare Check / Med.	0	1	2	3	1.0	0%
K	Traffic Initiative	11	0	0	11	3.7	1%
L	Traffic Hazard	0	1	0	1	0.3	0%
M	Animal Humane	0	1	0	1	0.3	0%
N	Alarms	2	0	0	2	0.7	0%
O	Mental Cases (171)	0	0	0	0	0.0	0%
P	Disturbance	1	7	6	14	4.7	1%
Q	Criminal Investigation	0	1	0	1	0.3	0%
R	Follow-up Investigation	25	1	0	26	8.7	3%
S	Criminal Mischief	1	0	0	1	0.3	0%
T	Burglary Residence/Vehicle	0	0	0	0	0.0	0%
U	Theft / Theft of Business	0	1	0	1	0.3	0%
V	Citizen Assaulted	1	0	0	1	0.3	0%
W	Robbery of an Individual	0	0	0	0	0.0	0%
X	Trespass Warning	0	0	0	0	0.0	0%
Y	Major/Minor Crash	1	0	0	1	0.3	0%
Z	Child Custody Disputes	0	0	0	0	0.0	0%
AA	Assist The Officer (Pct. 7)	0	2	3	5	1.7	1%
BB	Runaway Missing Persons	0	0	0	0	0.0	0%
CC	Assisted LEA	0	0	0	0	0.0	0%
DD	Solicitors	1	0	0	1	0.3	0%
EE	Meeting/Event/Ct.	0	0	0	0	0.0	0%
*	MONTH TOTALS	414	248	298	960	320.0	100%

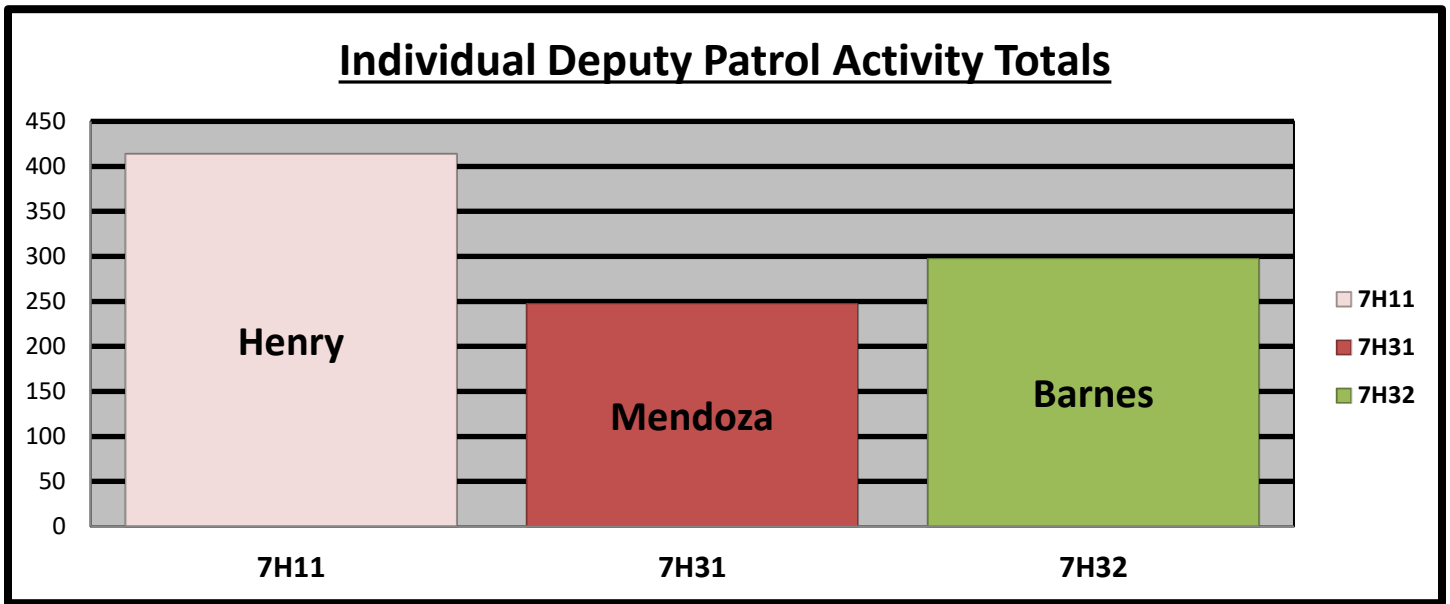
A1. Patrol Activity Percentage:

Percentage of Patrol Activity



- | | | | |
|-------------------------------|------------------------------|----------------------------------|--------------------------------|
| ■ A Citizen Contact | ■ B Patrol Alert | ■ C Security Checks | ■ D Suspicious Person/Vehicle |
| ■ E Traffic Law Enforcement | ■ F Offense/Incident Reports | ■ G Vacation Watch | ■ H Open Door / Window |
| ■ I Assist Contract Citizen | ■ J Welfare Check / Med. | ■ K Traffic Initiative | ■ L Traffic Hazard |
| ■ M Animal Humane | ■ N Alarms | ■ O Mental Cases (171) | ■ P Disturbance |
| ■ Q Criminal Investigation | ■ R Follow-up Investigation | ■ S Criminal Mischief | ■ T Burglary Residence/Vehicle |
| ■ U Theft / Theft of Business | ■ V Citizen Assaulted | ■ W Robbery of an Individual | ■ X Trespass Warning |
| ■ Y Major/Minor Crash | ■ Z Child Custody Disputes | ■ AA Assist The Officer (Pct. 7) | ■ BB Runaway Missing Persons |
| ■ CC Assisted LEA | ■ DD Solicitors | ■ EE Meeting/Event/Ct. | |

B. Patrol Activity by City Park Personnel:

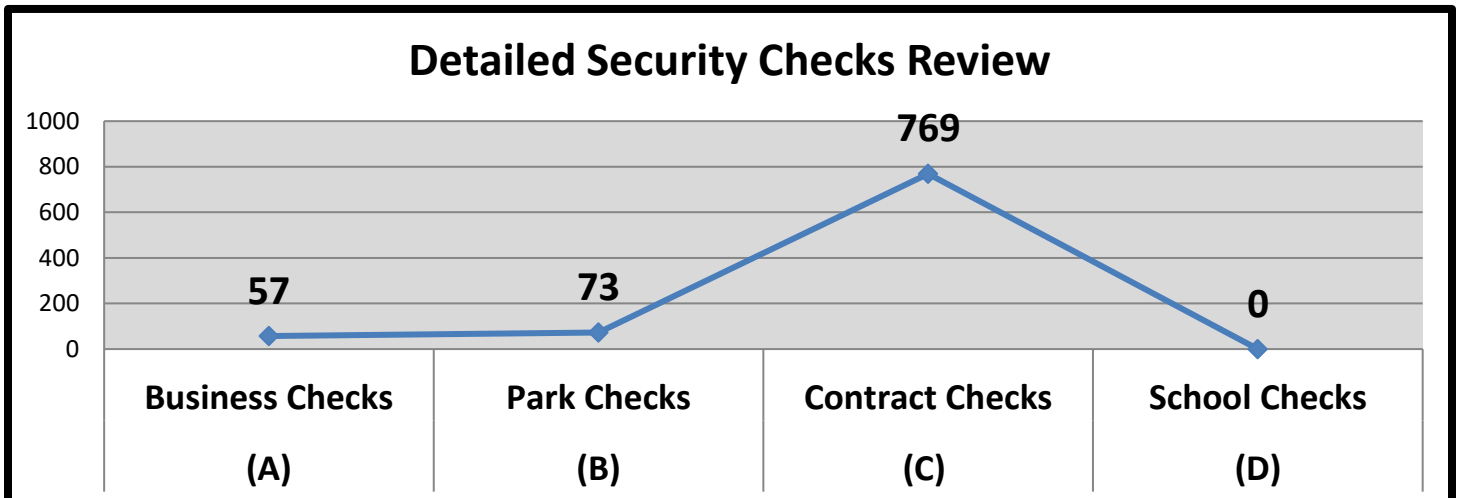


C. Security Checks Monthly Total:

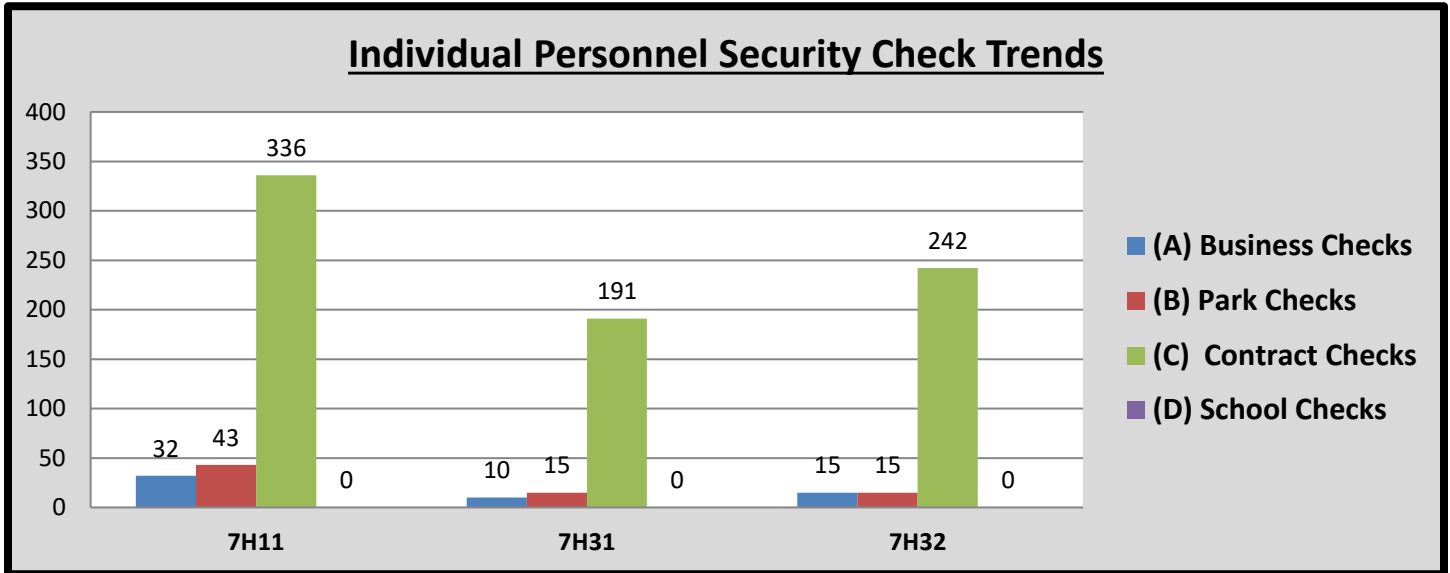
0899

*	Security Checks	7H11	7H31	7H32	TOT	AVER	%
(A)	Business Checks	32	10	15	57	19.0	6%
(B)	Park Checks	43	15	15	73	24.3	8%
(C)	Contract Checks	336	191	242	769	256.3	86%
(D)	Plaza Checks	0	0	0	0	0.0	0%
(E)	<i>Totals</i>	411	216	272	899	299.7	100%

D. Detailed Security Checks Monthly:



E. Individual Personnel Security Check Trends:



F. CIT/MHO Dispositions Monthly Total:

000

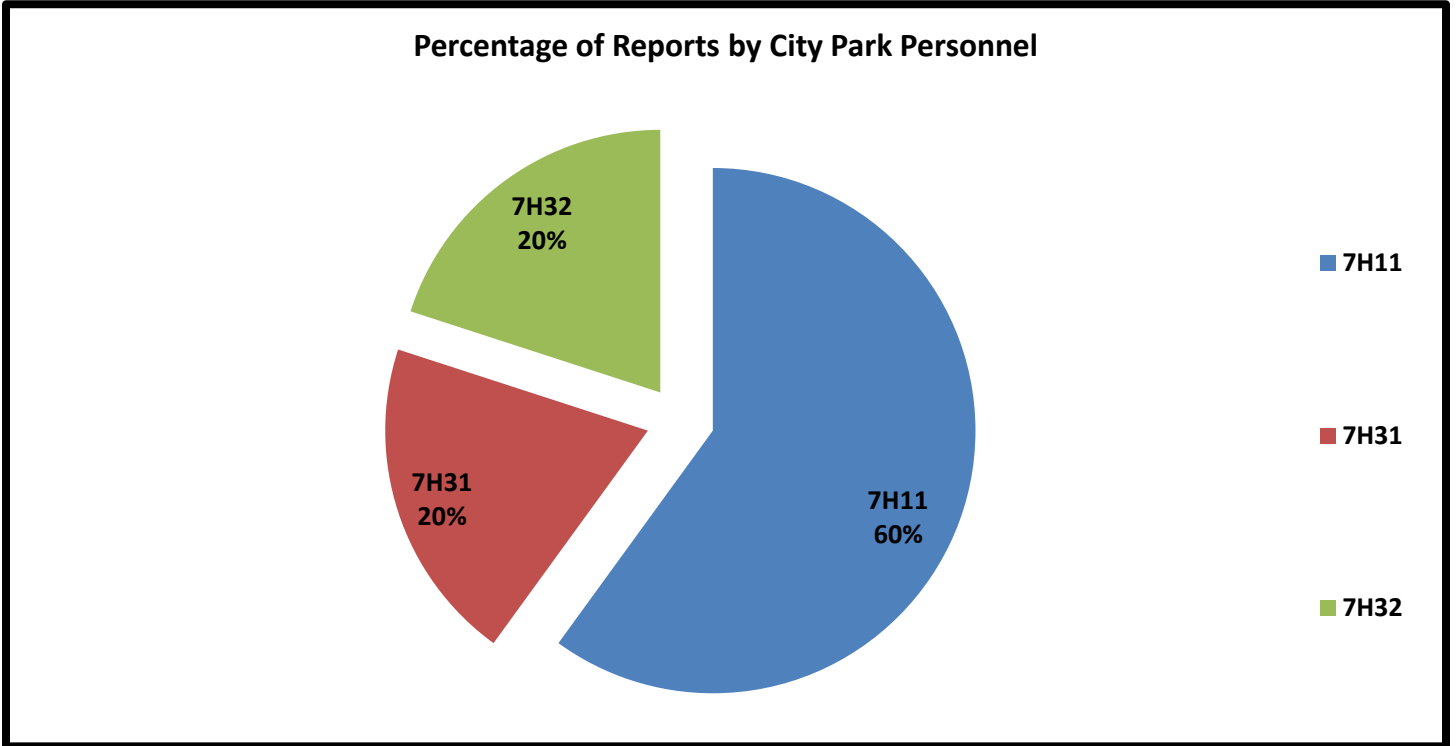
*	<i>C.I.T. Dispositions</i>	7H11	7H31	7H32	TOT	AVER	%
(A)	CIT/MHO Outside Referral	0	0	0	0	0.0	#DIV/0!
(B)	CIT/MHO Transport	0	0	0	0	0.0	#DIV/0!
(C)	CIT/MHO CIT Contact	0	0	0	0	0.0	#DIV/0!
(D)	CIT/MHO Arrest	0	0	0	0	0.0	#DIV/0!
(E)	<i>Totals</i>	0	0	0	0	0.0	#DIV/0!

G. Offense/Incident Reports Monthly Total:

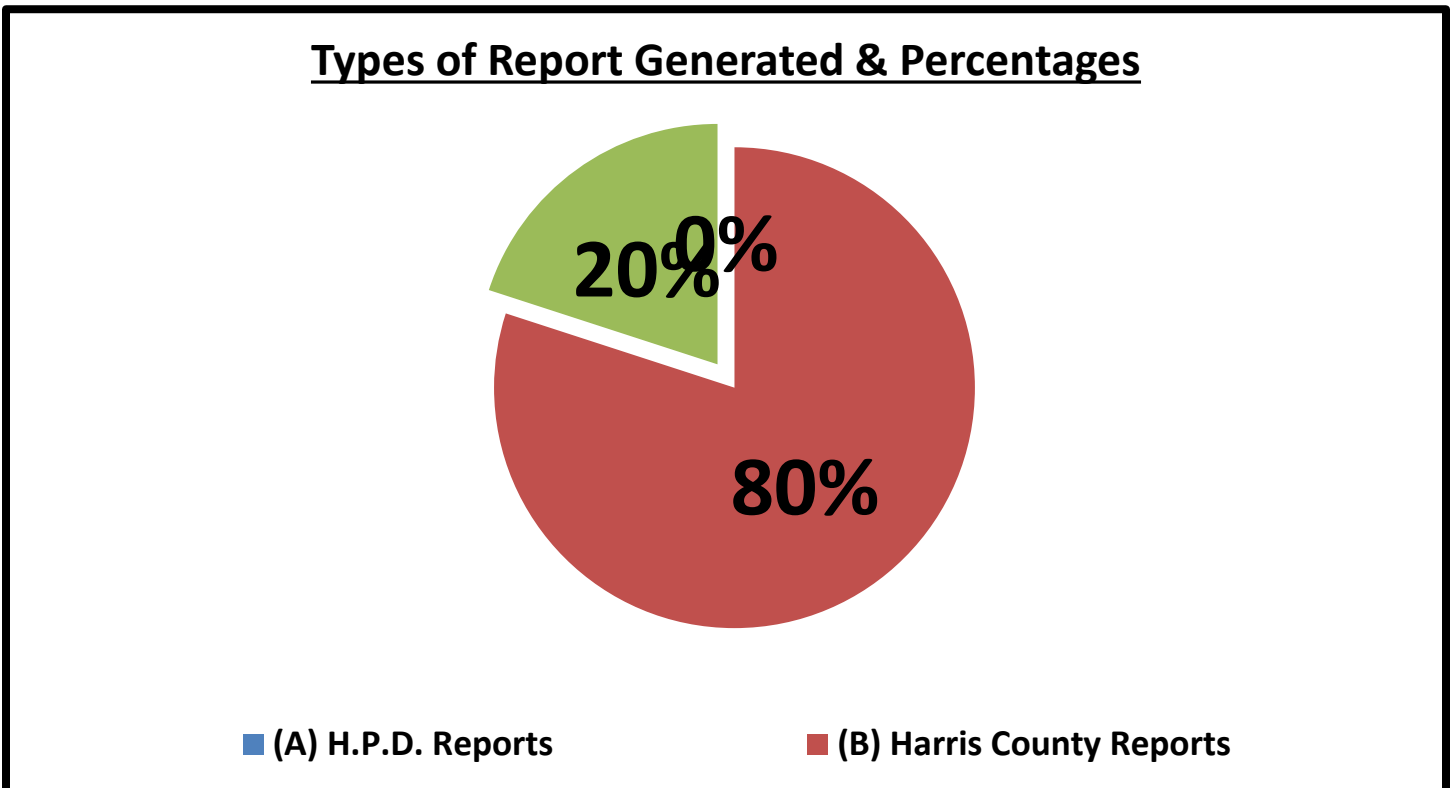
005

*	<i>Offense/Incident Reports</i>	7H11	7H31	7H32	TOT	AVER	%
(A)	H.P.D. Reports	0	0	0	0	0.0	0%
(B)	Harris County Reports	2	1	1	4	1.3	80%
(C)	Crash Investigation Reports	1	0	0	1	0.3	20%
(D)	<i>Totals</i>	3	1	1	5	1.7	100%

H. Report Generation Percentages:



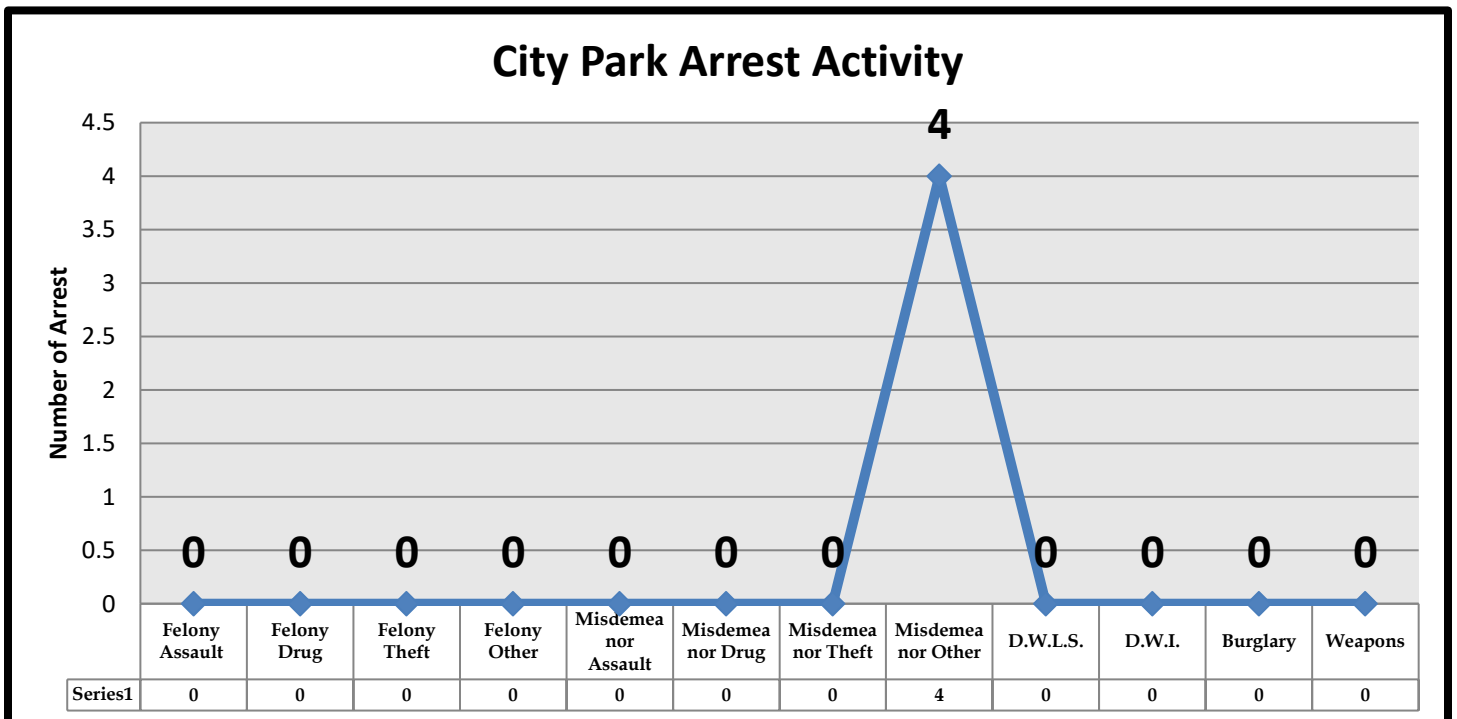
I. Percentages:



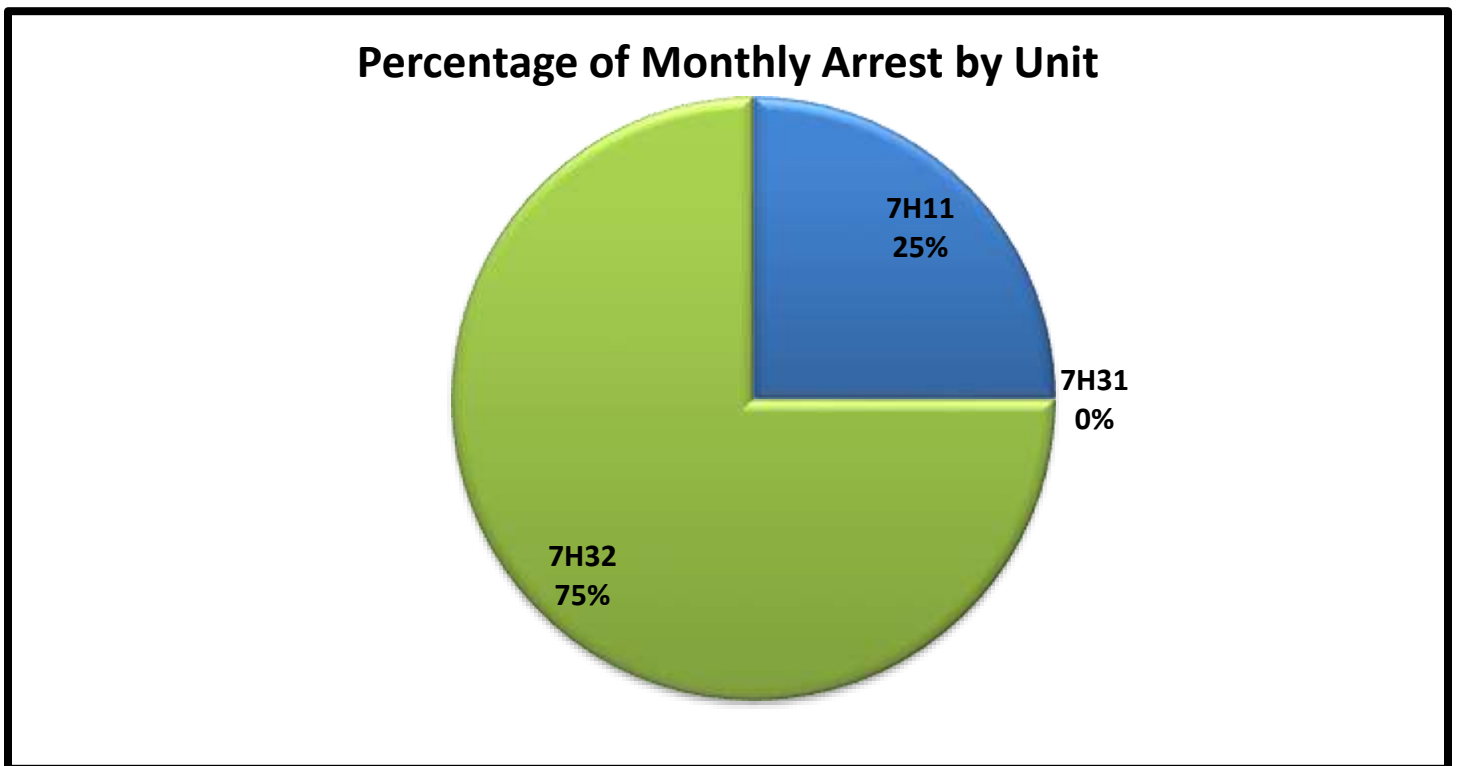
J. Types of Criminal Arrests Monthly Total:

*	Types of Criminal Arrests	7H11	7H31	7H32	TOT	AVER	%
A	Felony Assault	0	0	0	0	0.0	0%
B	Felony Drug	0	0	0	0	0.0	0%
C	Felony Theft	0	0	0	0	0.0	0%
D	Felony Other	0	0	0	0	0.0	0%
E	Misdemeanor Assault	0	0	0	0	0.0	0%
F	Misdemeanor Drug	0	0	0	0	0.0	0%
G	Misdemeanor Theft	0	0	0	0	0.0	0%
H	Misdemeanor Other	1	0	3	4	1.3	100%
I	D.W.L.S.	0	0	0	0	0.0	0%
J	D.W.I.	0	0	0	0	0.0	0%
K	Burglary	0	0	0	0	0.0	0%
L	Weapons	0	0	0	0	0.0	0%
M	Totals	1	0	3	4	1.3	100%

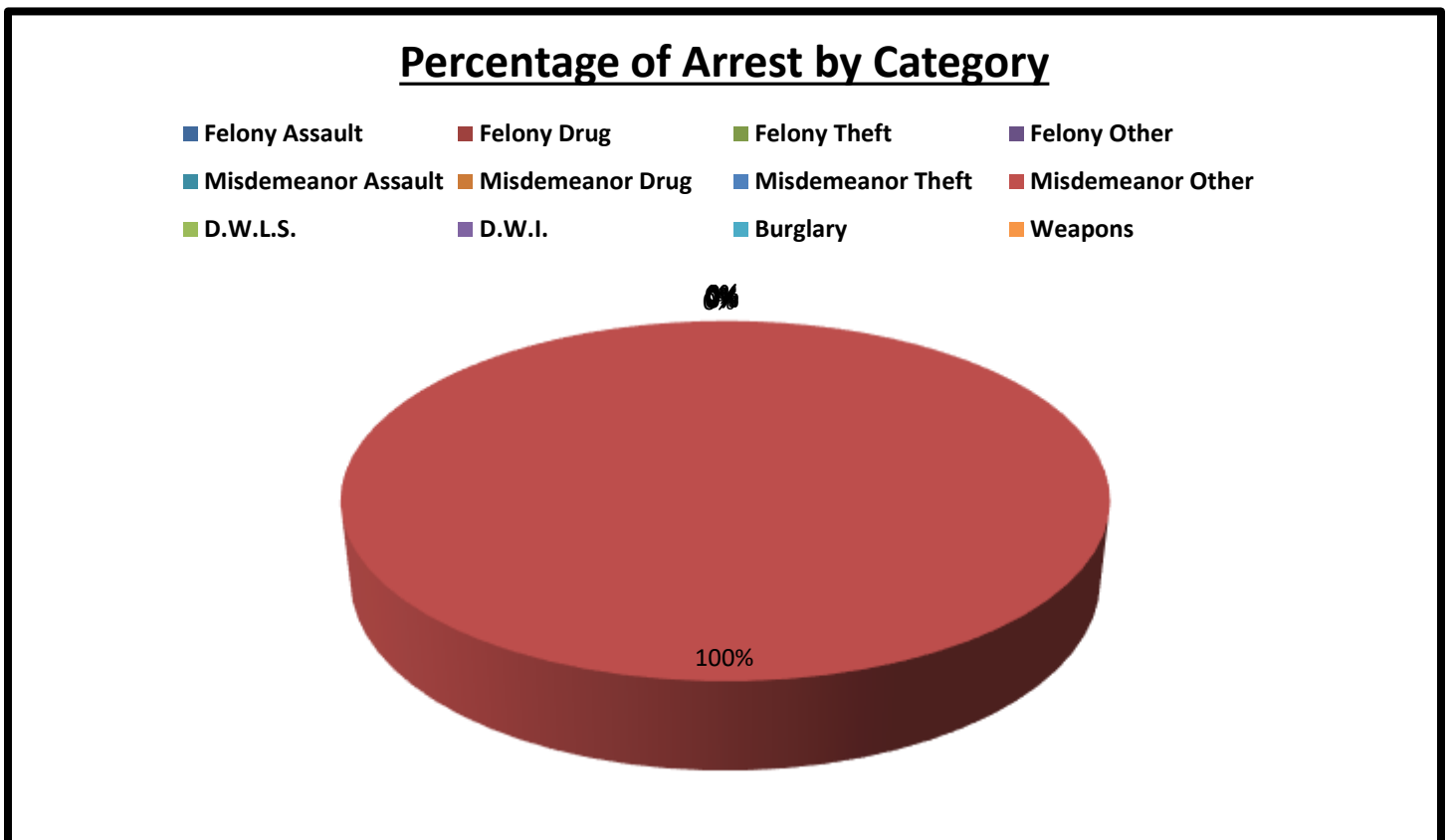
K. Types of Criminal Arrests Monthly Total:



L. Types of Criminal Arrests Percentage Total:



M. Types of Criminal Arrests Monthly Percentage Total:



N. Executed Warrant Monthly Total:

001

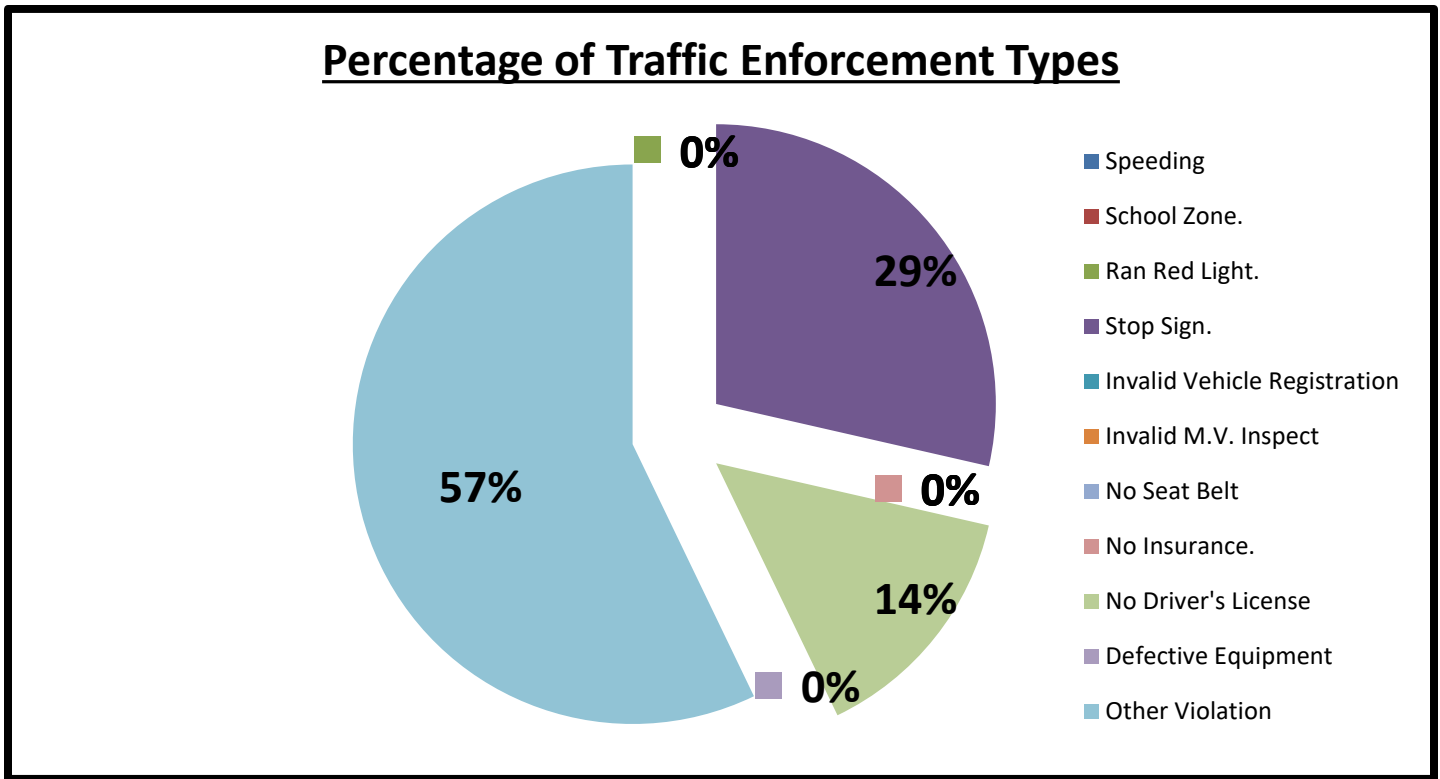
*	<i>Executed Warrants</i>	7H11	7H31	7H32	TOT	AVER	%
(A)	Felony Warrants	0	0	0	0	0.0	0%
(B)	Misdemeanor Warrants	1	0	0	1	0.3	100%
(C)	<i>Totals</i>	1	0	0	1	0.3	100%

O. Traffic Law Enforcement Total:

028

*	<i>Traffic Enforcement</i>	7H11	7H31	7H32	TOT	AVER	%
A	Speeding	0	0	0	0	0.0	0%
B	School Zone.	0	0	0	0	0.0	0%
C	Ran Red Light.	0	0	0	0	0.0	0%
D	Stop Sign.	1	0	1	2	0.7	29%
E	Invalid Vehicle Registration	0	0	0	0	0.0	0%
F	Invalid M.V. Inspect	0	0	0	0	0.0	0%
G	No Seat Belt	0	0	0	0	0.0	0%
H	No Insurance.	0	0	0	0	0.0	0%
I	No Driver's License	0	0	1	1	0.3	14%
J	Defective Equipment	0	0	0	0	0.0	0%
K	Other Violation	4	0	0	4	1.3	57%
L	Written Warnings	0	0	0	0	0.0	0%
M	Verbal Warning	1	10	10	21	7.0	100%
N	Citation	5	0	2	7	2.3	25%
O	Total Violations	6	10	12	28	9.3	100%

P. Traffic Law Enforcement Total:



Q. Citations vs. Warnings Monthly Total:

028

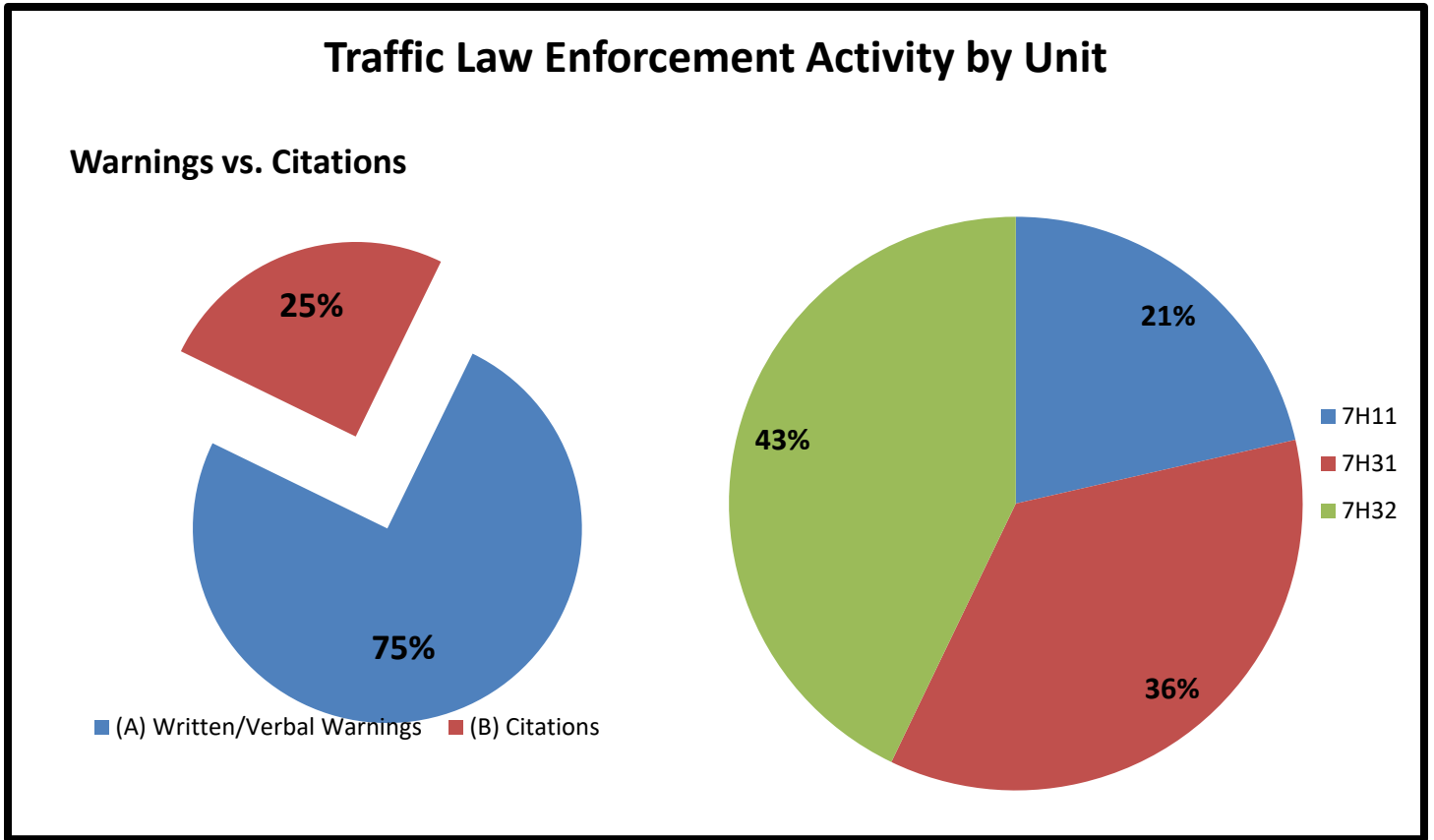
*	Warnings vs. Citations	7H11	7H31	7H32	TOT	AVER	%
(A)	Written/Verbal Warnings	1	10	10	21	7.0	75%
(B)	Citations	5	0	2	7	2.3	25%
(C)	<i>Totals</i>	6	10	12	28	9.3	100%

R. Sources of Calls for Service Monthly Total:

959

*	Sources of Calls for Service	7H11	7H31	7H32	TOT	AVER	%
(A)	On View	3	2	10	15	5.0	2%
(B)	Dispatched	5	14	9	28	9.3	3%
(C)	Self-Initiated	406	232	278	916	305.3	96%
(D)	<i>Totals</i>	414	248	297	959	319.7	100%

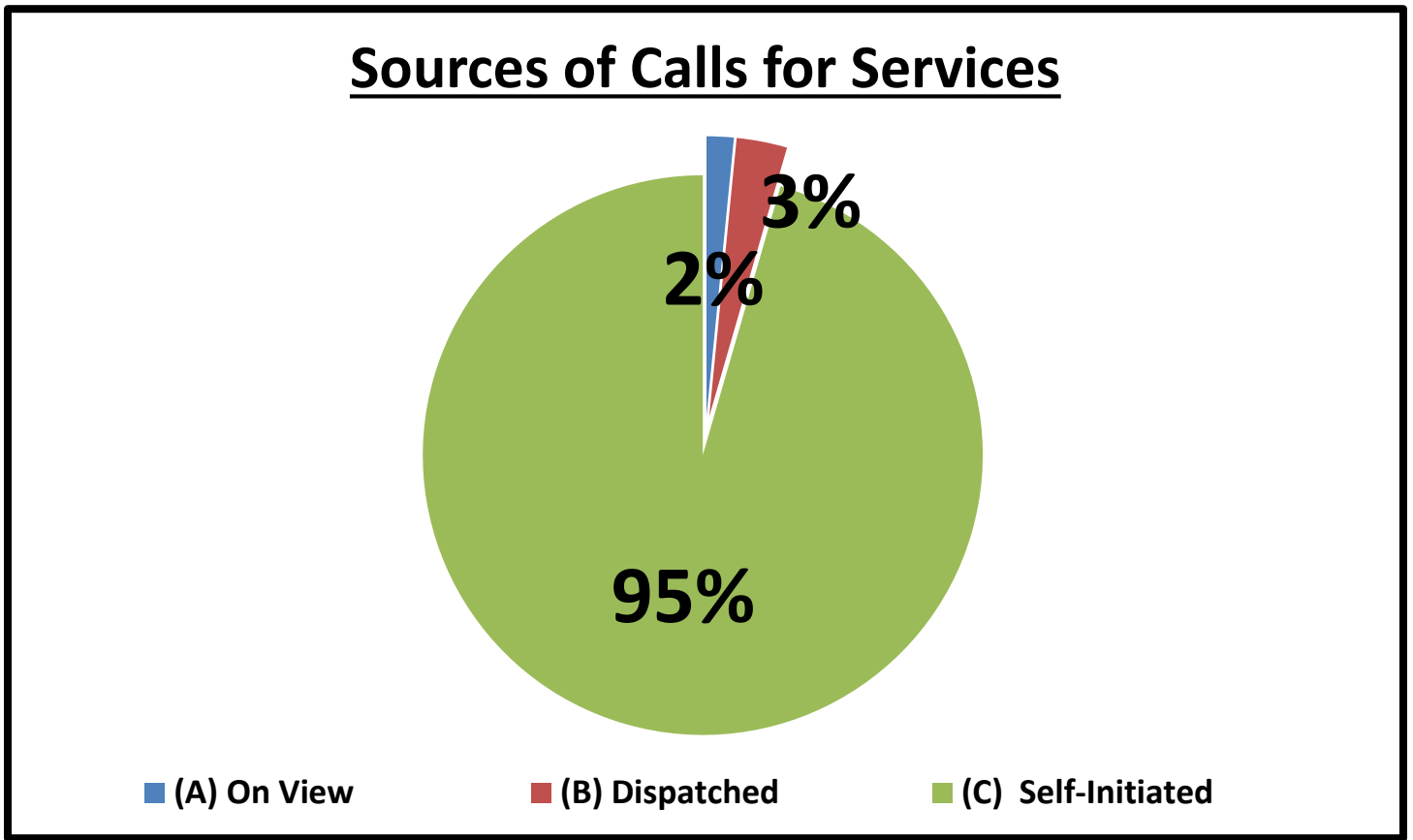
S. Traffic Law Enforcement Activity by Unit Percentages:



T. Sources of Calls for Service Percentages:

*	Sources of Calls for Service	7H11	7H31	7H32	TOT
(A)	On View	1%	1%	3%	2%
(B)	Dispatched	1%	6%	3%	3%
(C)	Self-Initiated	98%	94%	94%	96%
(D)	<i>Totals</i>	100%	100%	100%	100%

U. Sources of Calls for Service Percentages:



V. Free Reserve Personnel Time Utilized in Contract Monthly Total: 000

*	<i>Free Reserve Personnel Time</i>	7H11	7H31	7H32		TOT	AVER	%
(A)	<i>Totals</i>	0	0	0		0	0.0	#DIV/0!

W. Monthly Productivity Analysis Report (M.P.A.R.) - Executive Summary:

*	<i>Units</i>	7H11	7H31	7H32		TOT	AVER
1	Patrol Activity	414	248	298		960	320.0
2	Security Checks	411	216	272		899	299.7
3	C.I.T. Interactions	0	0	0		0	0.0
4	Offense/Incident Reports	3	1	1		5	1.7
*	<i>Total Service Calls</i>	828	465	571		1864	621.3
1	Criminal Arrests	1	0	3		4	1.3
2	Citations Issued	5	0	2		7	2.3
3	Written & Verbal Warnings	1	10	10		21	7.0
*	<i>Enforcement Service Calls</i>	7	10	15		32	10.7
*	<i>Total Hours</i>	160	160	160		480	160.0
1	Sick Time Used	0	0	0		0	0.0
2	Vacation Time Used	0	0	0		0	0.0
3	Training Time Used	0	0	0		0	0.0
4	Compensatory Time Used	0	16	0		16	5.3
*	<i>Hours Actually Worked</i>	160	144	160		464	154.7
*	<i>Unit Productivity Ratio</i>	5.2	3.3	3.7		4.1	4.1

X. Mileage Total:

2303

*	<i>Mileage</i>	7H11	7H31	7H32		TOT	AVER	%
(A)	<i>Totals</i>	1085	931	837		2853	951.0	297%

Y. Patrol Alert Submission Report:

*	<i>Received</i>				<i>Subject</i>
00x	<i>Date</i>	<i>Time</i>	<i>Code</i>	<i>Location</i>	
A.					

Z. Incident Summaries:

01.	MARCH 09, 2020	1700 HOURS	MINOR CRASH		DEPUTY D. HENRY	
	DAYSHIFT:	11700 CITY PARK CENT	CITYPARK	"N/A"	HC:	2003-00051
<p>On March 09, 2019, a Monday, at approximately 17:00 hours, while on patrol in the "City Park Contract" Deputy D. Henry was performing routine patrol and law enforcement services when I, (Deputy D. Henry) was dispatched to the above location in regards to a Minor Crash which already occurred. Deputy Henry met with both parties whom had conflicting information. Deputy Henry collected all pertinent information regarding this case and provided both parties with a business card and case number. The patrol activity type is "PAT=Y".</p>						

02.	MARCH 10, 2020	1100 HOURS	ARSON		DEPUTY D. HENRY	
	DAYSHIFT:	1900 COGBURN PARK	CITYPARK	"F"	HC:	2003-00055
<p>On March 10, 2020, a Tuesday, at approximately 1100 hours, while on patrol in the "City Park Contract" Deputy D. Henry was performing routine patrol and law enforcement services when I, (Deputy D. Henry) was dispatched to the above location regarding Arson which already occurred. Deputy made contact with Reportee who advised that some books were burned under the gazebo. Deputy Henry collected all pertinent information regarding this case and provided the reportee with a business card and case number. The patrol activity type is "PAT=F".</p>						

03.	MARCH 15, 2020	2300 HOURS	BURGLARY OF VEHICLE		DEPUTY C. MENDOZA	
	NIGHTSHIFT:	12600 CITY SQUARE LN	CITYPARK	"M"	HC:	2003-00093
<p>On March 15, 2020, a Sunday, at approximately 2345 hours, while on patrol in the "City Park Contract" Deputy C. Mendoza was performing routine patrol and law enforcement services when I, (Deputy C. Mendoza) was dispatched to 12600 block of City Square Ln regarding a possible BMV. Reportee stated she is unsure if her purse was stolen or misplaced after trying to locate her purse in her vehicle, after she went shopping. Vehicle was found to have no forced entry. I Deputy Mendoza gather information and investigated the scene and generated an incident number for the reportee and a follow-up investigation will be conducted to pursue an arrest if needed. The patrol activity type is "PAT=T".</p>						

04.	MARCH 17, 2020	1300 HOURS	AGGRAVATED ROBBERY		DEPUTY D. HENRY	
	DAYSHIFT:	1900 MIDNIGHT CT	CITYPARK	"F"	HC:	2002-00115
<p>On March 17, 2020, a Tuesday, at approximately 1311 hours, while on patrol in the "City Park Contract" Deputy D. Henry was performing routine patrol and law enforcement services when I, (Deputy D. Henry) was flagged down to the above location regarding a Aggravated Robbery which already occurred. Deputy made contact with Reportee who advised that their vehicle was stolen at gun point and they received injury to their head and elbow. The vehicle was recovered the next day. Deputy Henry collected all pertinent information regarding this case and provided the reportee with a business card and case number. The patrol activity type is "PAT=W".</p>						

05.	MARCH 18, 2020	0000 HOURS	EVADING ON FOOT			DEPUTY S. BARNES	
	NIGHTSHIFT:	11700 CHANTELOUP DR	CITYPARK	"M"	HC:	2003-00108	
	<p>On March 18, 2020, a Wednesday, at approximately 1311 hours, while on patrol in the "City Park Contract" Deputy S. Barnes was performing routine patrol and law enforcement services when I, (Deputy S. Barnes) noticed a suspicious vehicle occupied by four individual facing South on Chanteloup Drive. Due to the area recently being victimized by BMV's I attempted to make contact. For safety reasons, I advised the operator of the vehicle to place his hands on the steering wheel multiple times. The operator ignored my commands. I requested for other units to check by due to being out numbered. The operator at that time exited the vehicle and opened the rear door for a passenger. I gave the operator a command to get back into his vehicle, which he ignored. All of the individual at that time exited the vehicle. I advised them to stop and they ignored my command and walked approximately 100 feet to the back door of a residential home. Once other units arrived, we approached the home and successfully detained three individual without incident. The other male ran home. We were able to make contact at that individual's residence and he was detained and brought back to the scene. All individual were charged with Evading Detention.</p> <p>The patrol activity type is "PAT=D".</p>						

Sergeant Ashton Johnson-Hall

Sergeant Ashton Johnson-Hall
Neighborhood Patrol Division, First Line Supervisor
Harris County Constable's Office of Precinct 713-643-6602