



MAY WALKER, CONSTABLE
PRECINCT SEVEN
HARRIS COUNTY, TEXAS

MAIN OFFICE
5300 Griggs Road
Houston, Texas 77021
PHONE (713) 643-6602
FAX (713) 643-3401

Date: April 17, 2020

From: Sergeant Jon Meek
Neighborhood Patrol Division, First Line Supervisor
Harris County Constable's Office of Precinct "7"

To: Property Owners Association
Board of Directors & Management Company

Subject: March Monthly Productivity Analysis Report
Enclosure: **MPAR – March 2020**
Distribution: Executive Command Staff & Board of Directors & Management Company

The purpose of this "**Monthly Productivity Analysis Report**" (M.P.A.R.) is to provide the executive command staff with the appropriate data to analyze the productivity of assigned personnel and their shifts' activities to allow for the validation of individual and divisional performance evaluations. With regard to the specific contents of the report, there are 18 distinctive component parts of this report. These components are enumerated below:

- | | |
|--|---|
| 01. Patrol Activity Details | 10. Traffic Enforcement Report |
| 02. Patrol Activity Analytical Summary | 11. Trends & Percentages of Traffic |
| 03. Patrol Activity Percentages & Trends | 12. Citation & Warning Issuance Review |
| 04. Security Checks Report | 13. Call for Service Report (<i>C.F.S.</i>) |
| 05. Security Checks Percentages & Trends | 14. Trends & Percentages for <i>C.F.S.</i> |
| 06. Crisis Intervention Disposition Report | 15. Overtime Report (service at no Cost) |
| 07. Offense/Incident Generation Report | 16. Reserve Deputy Use (at no Cost) |
| 08. Criminal Arrest Types Report | 17. Incident Summarization |
| 09. Warrant Execution Report | 18. Hotspot Report Data Review |

A cursory analysis of the statistical data from this report should be demonstrative of the quality of performance of this agency in realizing the contractual obligations and the overall achievement of the goals and objectives of this Agency and the Contract Division.

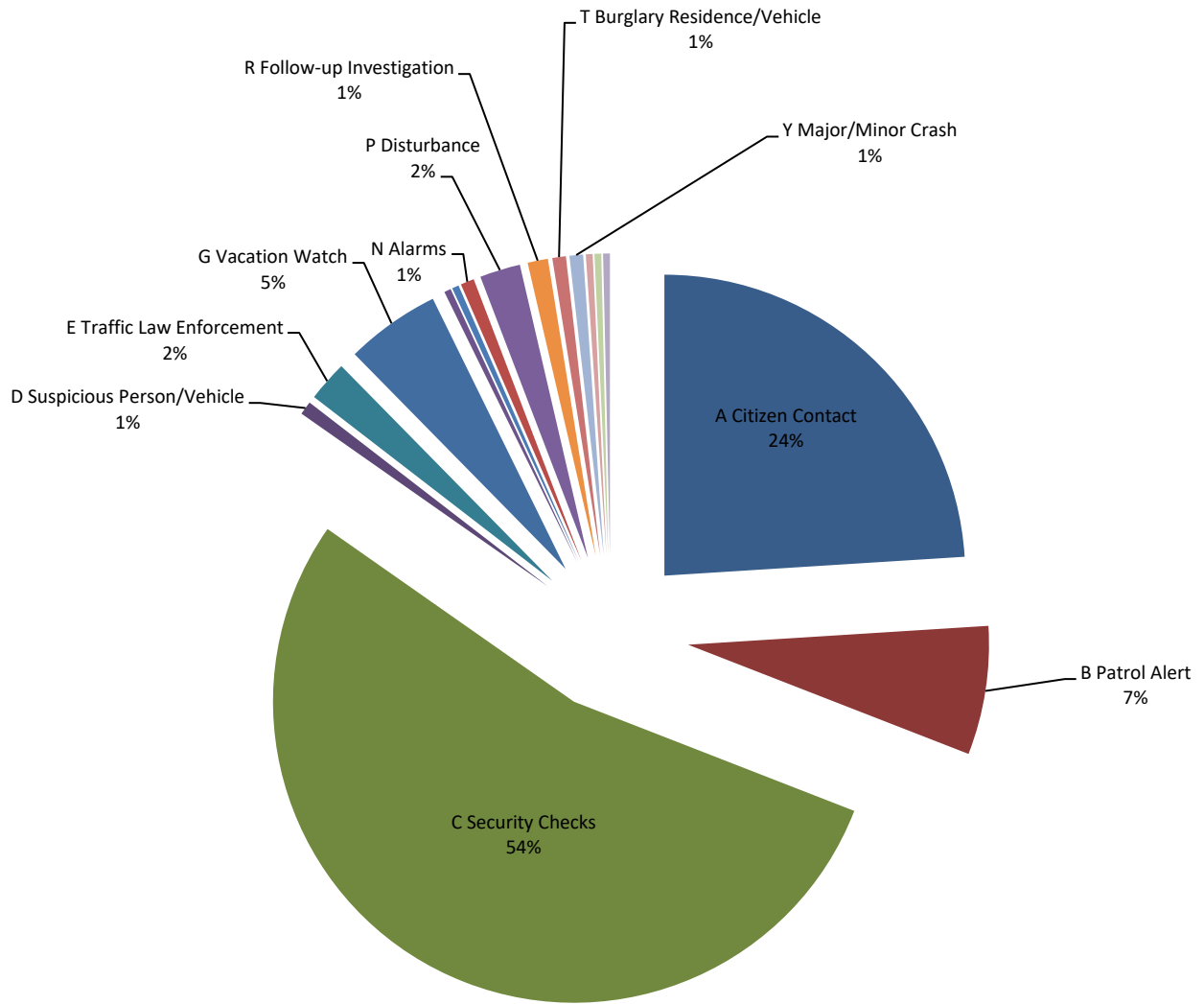
A. Patrol Activity Monthly Total:

0275

*	Patrol Activity Types	7S17	7S26	TOT	AVER	%
A	Citizen Contact	35	31	66	33.0	24%
B	Patrol Alert	3	16	19	9.5	7%
C	Security Checks	63	85	148	74.0	54%
D	Suspicious Person/Vehicle	2	0	2	1.0	1%
E	Traffic Law Enforcement	0	6	6	3.0	2%
F	Offense/Incident Reports	0	0	0	0.0	0%
G	Vacation Watch	1	13	14	7.0	5%
H	Open Door / Window	0	0	0	0.0	0%
I	Assist Contract Citizen	0	0	0	0.0	0%
J	Welfare Check / Med.	0	1	1	0.5	0%
K	Traffic Initiative	0	0	0	0.0	0%
L	Traffic Hazard	0	0	0	0.0	0%
M	Animal Humane	1	0	1	0.5	0%
N	Alarms	2	0	2	1.0	1%
O	Mental Cases (171)	0	0	0	0.0	0%
P	Disturbance	3	3	6	3.0	2%
Q	Criminal Investigation	0	0	0	0.0	0%
R	Follow-up Investigation	0	3	3	1.5	1%
S	Criminal Mischief	0	0	0	0.0	0%
T	Burglary Residence/Vehicle	1	1	2	1.0	1%
U	Theft / Theft of Business	0	0	0	0.0	0%
V	Citizen Assaulted	0	0	0	0.0	0%
W	Robbery of an Individual	0	0	0	0.0	0%
X	Trespass Warning	0	0	0	0.0	0%
Y	Major/Minor Crash	2	0	2	1.0	1%
Z	Child Custody Disputes	0	1	1	0.5	0%
AA	Assist The Officer (Pct. 7)	1	0	1	0.5	0%
BB	Runaway Missing Persons	0	1	1	0.5	0%
CC	Assisted LEA	0	0	0	0.0	0%
DD	Solicitors	0	0	0	0.0	0%
EE	Meeting/Event/Ct.	0	0	0	0.0	0%
*	MONTH TOTALS	114	161	275	137.5	100%

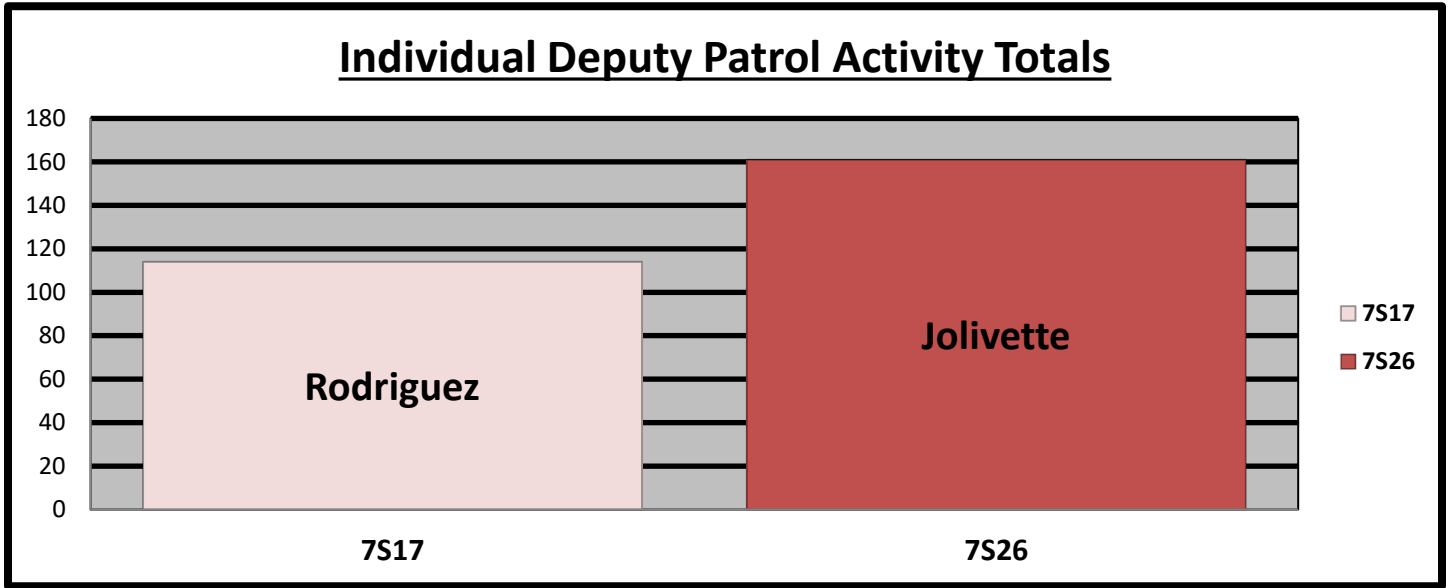
A1. Patrol Activity Percentage:

Percentage of Patrol Activity



- | | | | |
|-------------------------------|------------------------------|----------------------------------|--------------------------------|
| ■ A Citizen Contact | ■ B Patrol Alert | ■ C Security Checks | ■ D Suspicious Person/Vehicle |
| ■ E Traffic Law Enforcement | ■ F Offense/Incident Reports | ■ G Vacation Watch | ■ H Open Door / Window |
| ■ I Assist Contract Citizen | ■ J Welfare Check / Med. | ■ K Traffic Initiative | ■ L Traffic Hazard |
| ■ M Animal Humane | ■ N Alarms | ■ O Mental Cases (171) | ■ P Disturbance |
| ■ Q Criminal Investigation | ■ R Follow-up Investigation | ■ S Criminal Mischief | ■ T Burglary Residence/Vehicle |
| ■ U Theft / Theft of Business | ■ V Citizen Assaulted | ■ W Robbery of an Individual | ■ X Trespass Warning |
| ■ Y Major/Minor Crash | ■ Z Child Custody Disputes | ■ AA Assist The Officer (Pct. 7) | ■ BB Runaway Missing Persons |
| ■ CC Assisted LEA | ■ DD Solicitors | ■ EE Meeting/Event/Ct. | |

B. Patrol Activity by Braeburn Valley West Personnel:

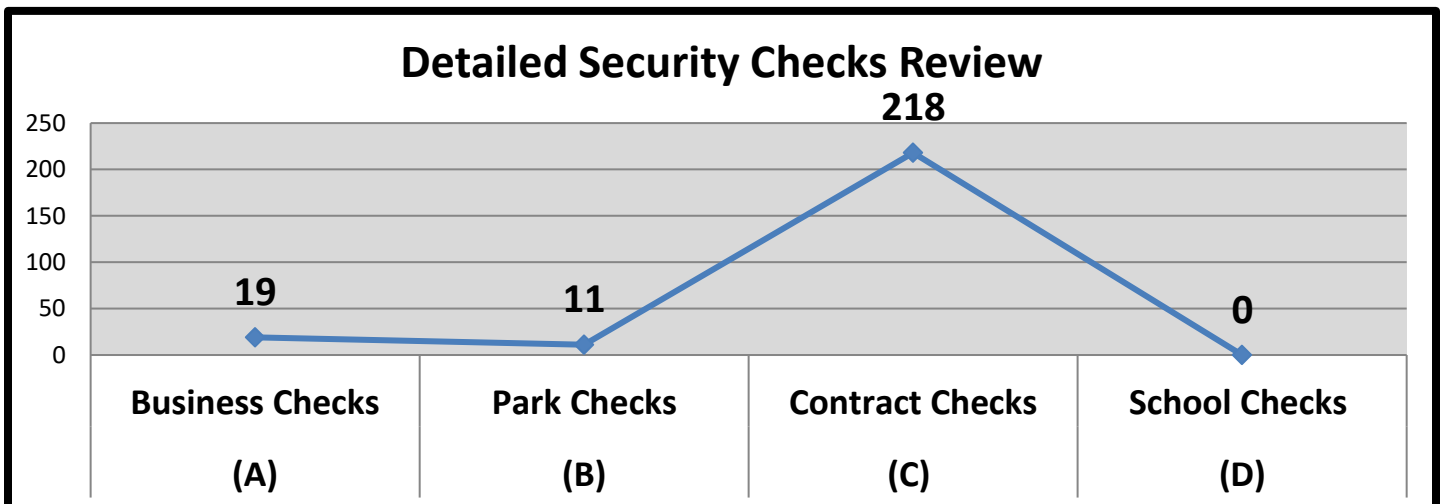


C. Security Checks Monthly Total:

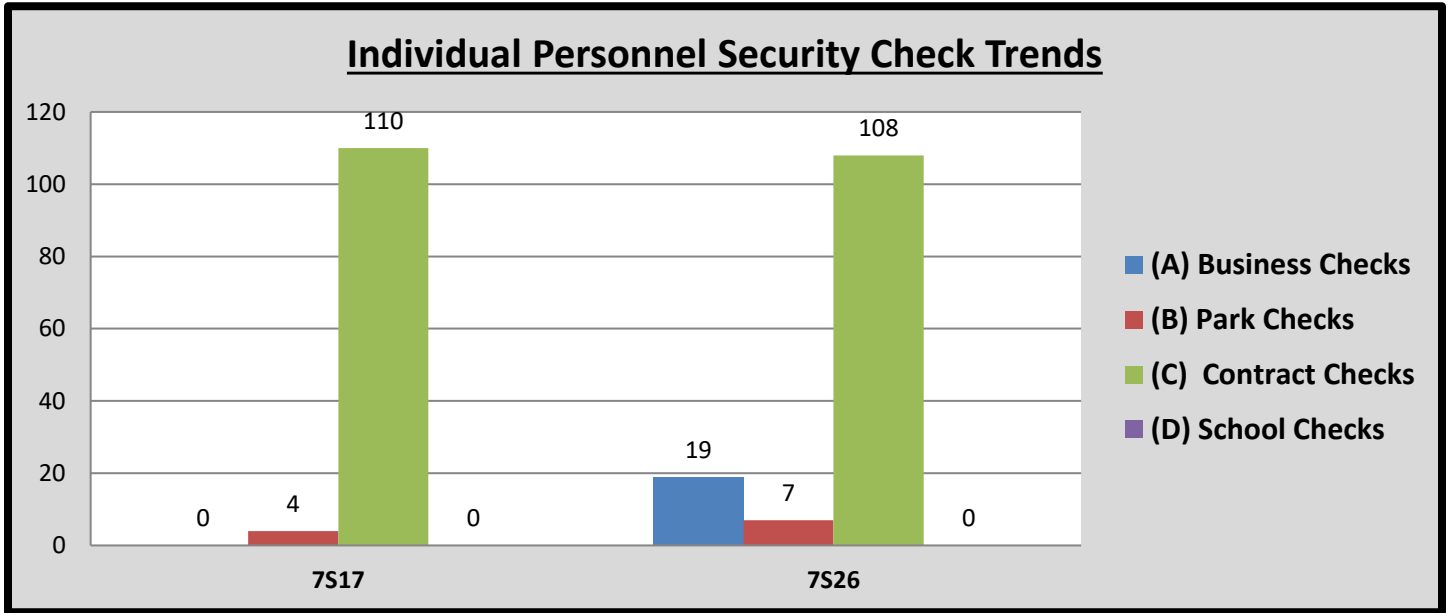
0248

*	Security Checks	7S17	7S26	TOT	AVER	%
(A)	Business Checks	0	19	19	9.5	8%
(B)	Park Checks	4	7	11	5.5	4%
(C)	Contract Checks	110	108	218	109.0	88%
(D)	Plaza Checks	0	0	0	0.0	0%
(E)	<i>Totals</i>	114	134	248	124.0	100%

D. Detailed Security Checks Monthly:



E. Individual Personnel Security Check Trends:



F. CIT/MHO Dispositions Monthly Total:

000

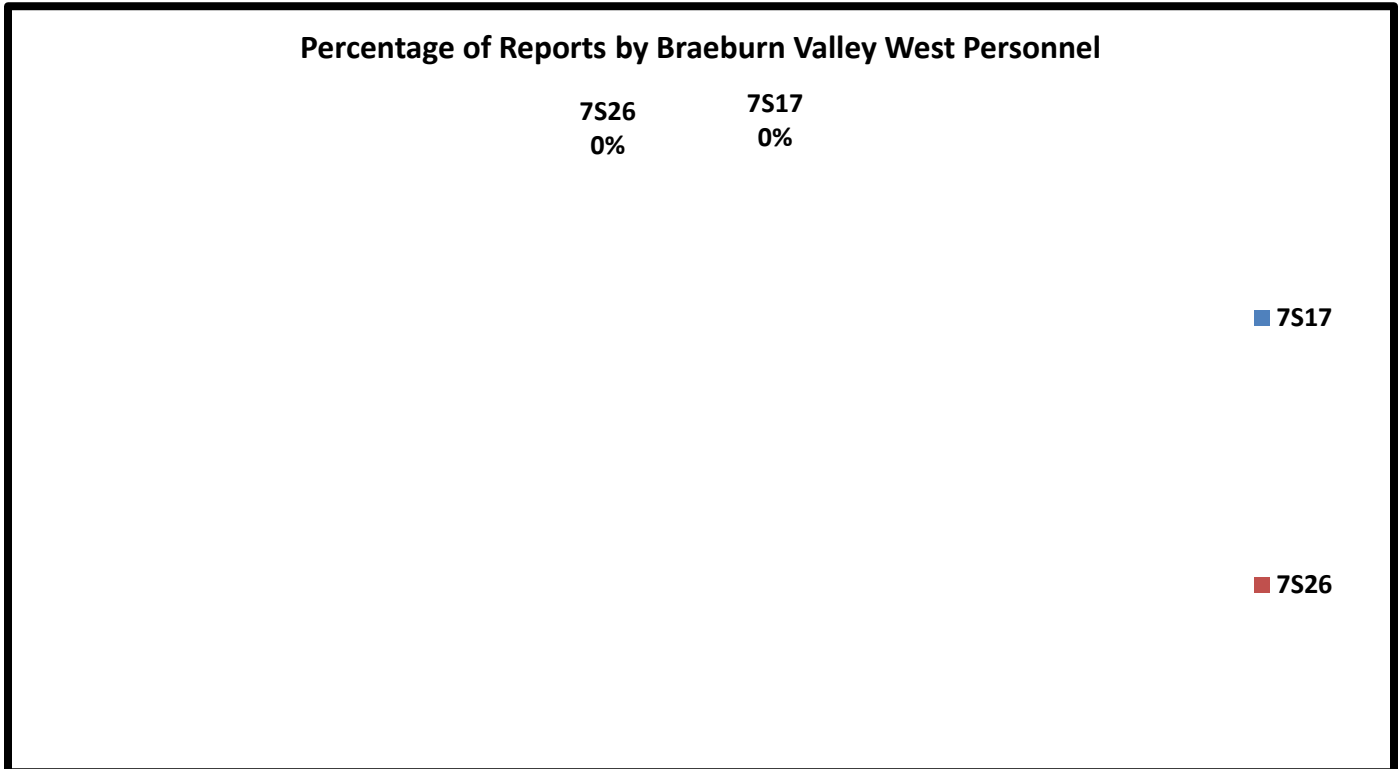
*	<i>C.I.T. Dispositions</i>	7S17	7S26	TOT	AVER	%
(A)	CIT/MHO Outside Referral	0	0	0	0.0	#DIV/0!
(B)	CIT/MHO Transport	0	0	0	0.0	#DIV/0!
(C)	CIT/MHO CIT Contact	0	0	0	0.0	#DIV/0!
(D)	CIT/MHO Arrest	0	0	0	0.0	#DIV/0!
(E)	<i>Totals</i>	0	0	0	0.0	#DIV/0!

G. Offense/Incident Reports Monthly Total:

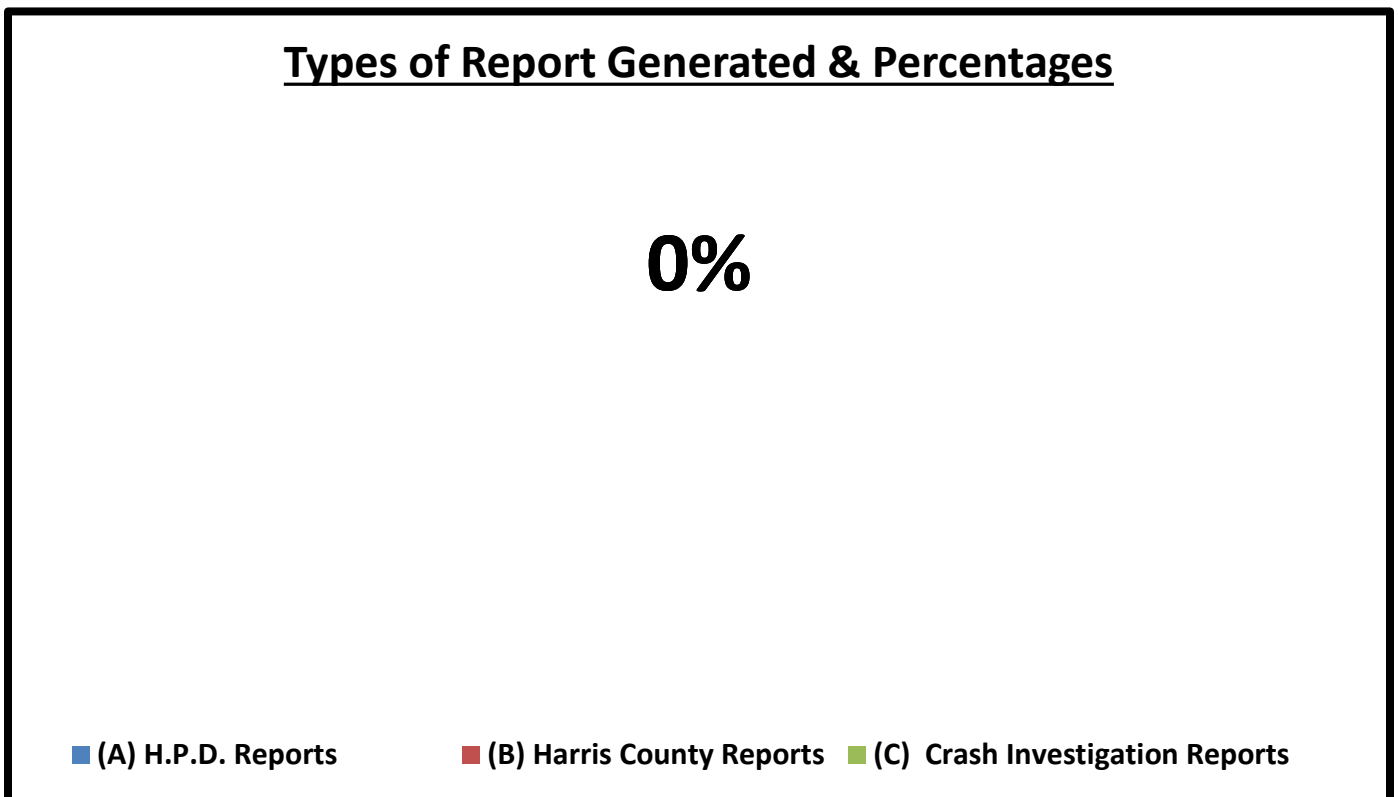
000

*	<i>Offense/Incident Reports</i>	7S17	7S26	TOT	AVER	%
(A)	H.P.D. Reports	0	0	0	0.0	#DIV/0!
(B)	Harris County Reports	0	0	0	0.0	#DIV/0!
(C)	Crash Investigation Reports	0	0	0	0.0	#DIV/0!
(D)	<i>Totals</i>	0	0	0	0.0	#DIV/0!

H. Report Generation Percentages:



I. Percentages:

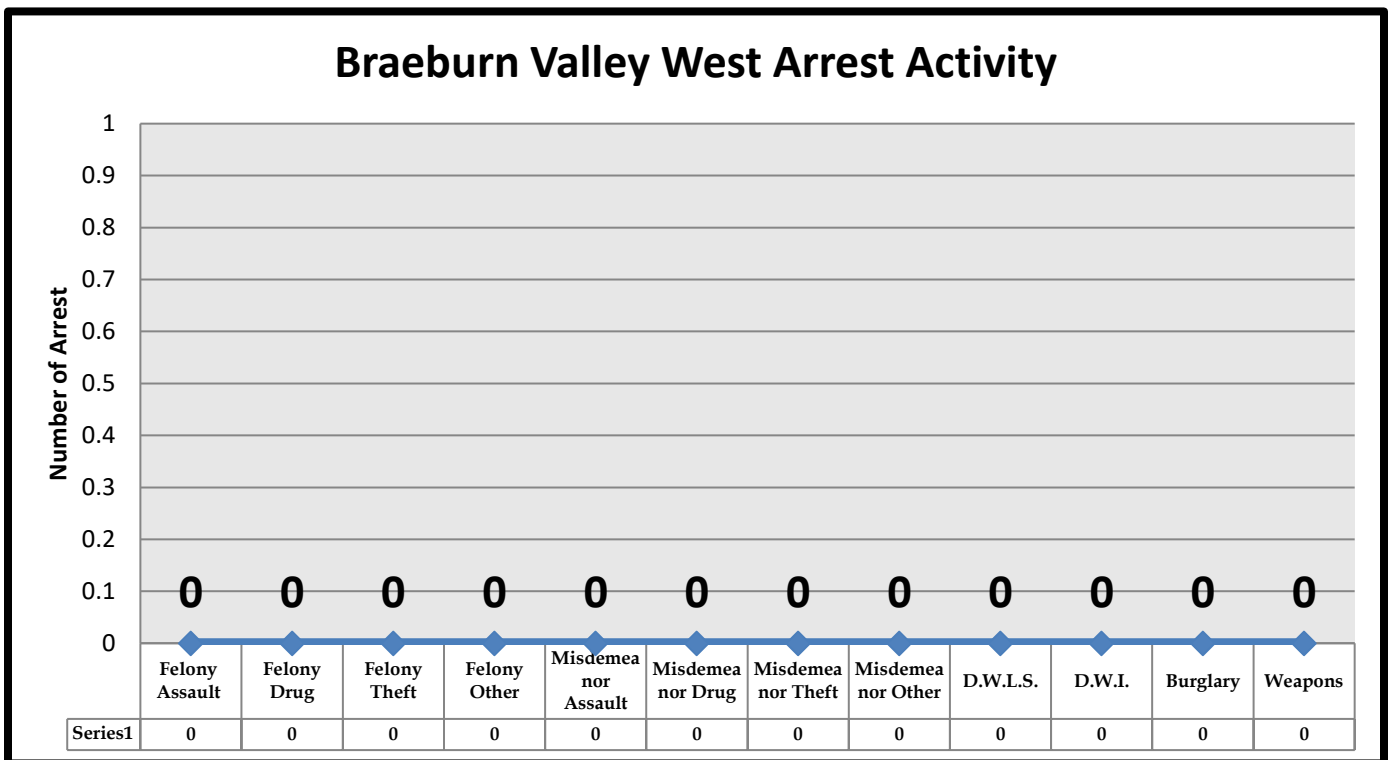


J. Types of Criminal Arrests Monthly Total:

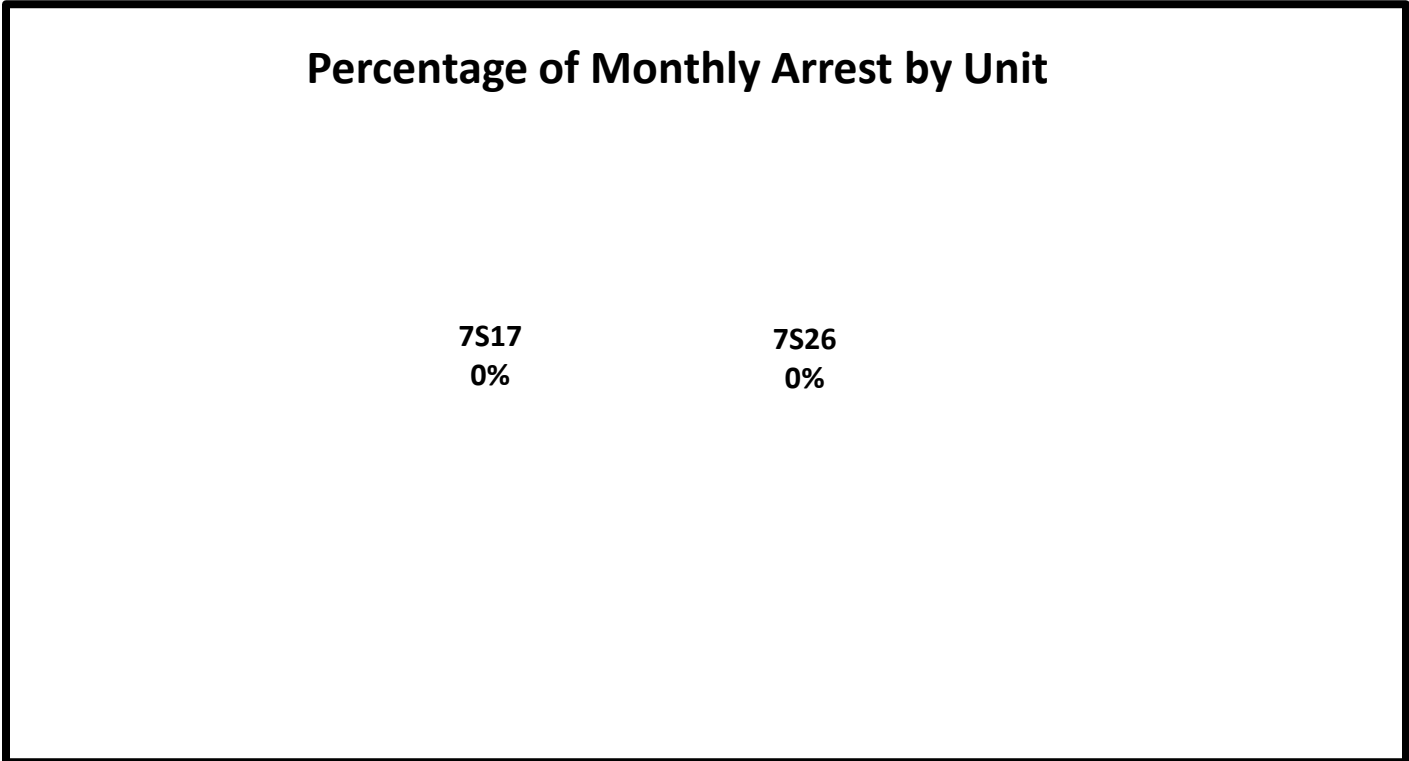
000

*	Types of Criminal Arrests	7S17	7S26	TOT	AVER	%
A	Felony Assault	0	0	0	0.0	#DIV/0!
B	Felony Drug	0	0	0	0.0	#DIV/0!
C	Felony Theft	0	0	0	0.0	#DIV/0!
D	Felony Other	0	0	0	0.0	#DIV/0!
E	Misdemeanor Assault	0	0	0	0.0	#DIV/0!
F	Misdemeanor Drug	0	0	0	0.0	#DIV/0!
G	Misdemeanor Theft	0	0	0	0.0	#DIV/0!
H	Misdemeanor Other	0	0	0	0.0	#DIV/0!
I	D.W.L.S.	0	0	0	0.0	#DIV/0!
J	D.W.I.	0	0	0	0.0	#DIV/0!
K	Burglary	0	0	0	0.0	#DIV/0!
L	Weapons	0	0	0	0.0	#DIV/0!
M	Totals	0	0	0	0.0	#DIV/0!


K. Types of Criminal Arrests Monthly Total:



L. Types of Criminal Arrests Monthly Total:



M. Types of Criminal Arrests Monthly Total:



N. Executed Warrant Monthly Total:

000

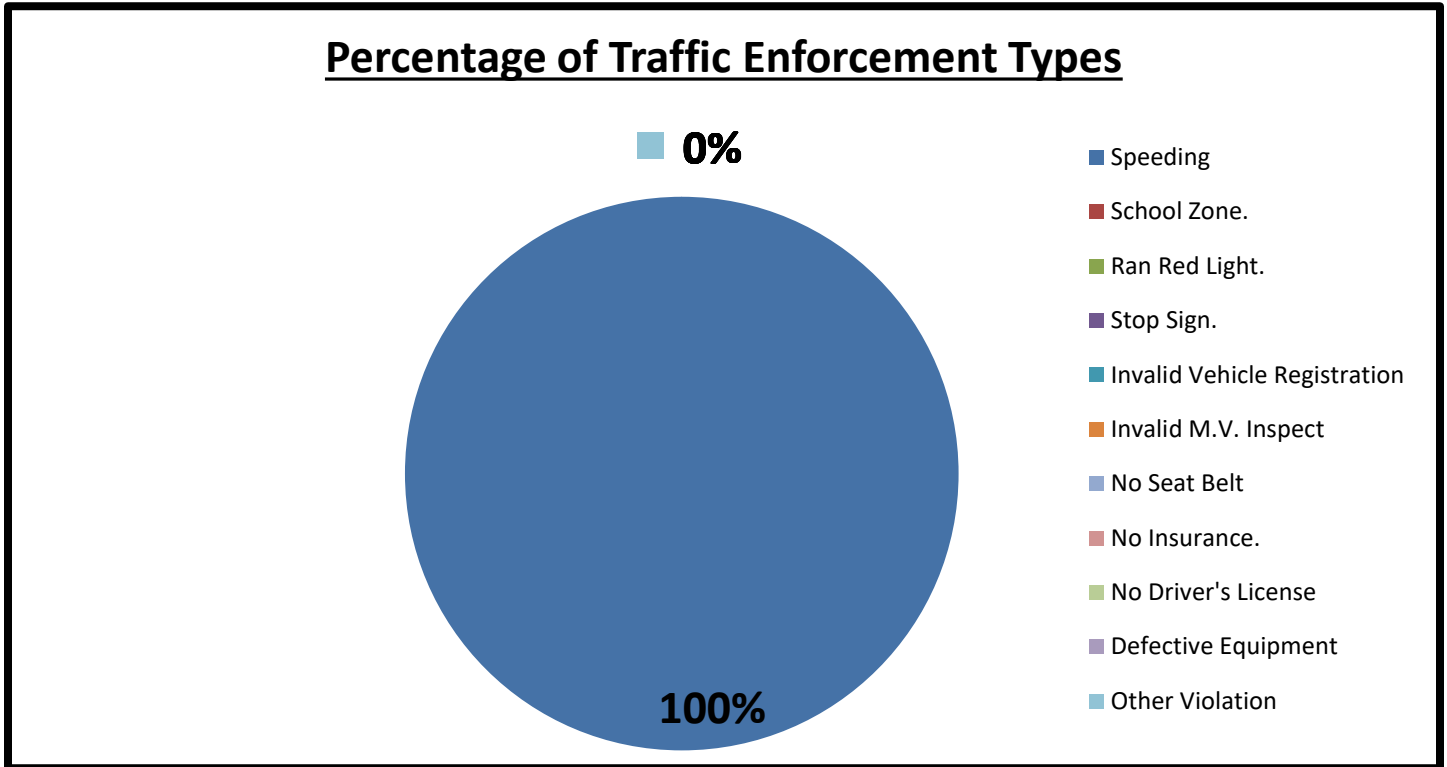
*	<i>Executed Warrants</i>	7S17	7S26	TOT	AVER	%
(A)	Felony Warrants	0	0	0	0.0	#DIV/0!
(B)	Misdemeanor Warrants	0	0	0	0.0	#DIV/0!
(C)	<i>Totals</i>	0	0	0	0.0	#DIV/0!

O. Traffic Law Enforcement Total:

003

*	<i>Traffic Enforcement</i>	7S17	7S26	TOT	AVER	%
A	Speeding	0	1	1	0.5	100%
B	School Zone.	0	0	0	0.0	0%
C	Ran Red Light.	0	0	0	0.0	0%
D	Stop Sign.	0	0	0	0.0	0%
E	Invalid Vehicle Registration	0	0	0	0.0	0%
F	Invalid M.V. Inspect	0	0	0	0.0	0%
G	No Seat Belt	0	0	0	0.0	0%
H	No Insurance.	0	0	0	0.0	0%
I	No Driver's License	0	0	0	0.0	0%
J	Defective Equipment	0	0	0	0.0	0%
K	Other Violation	0	0	0	0.0	0%
L	Written Warnings	0	0	0	0.0	0%
M	Verbal Warning	0	2	2	1.0	100%
N	Citation	0	1	1	0.5	33%
O	Total Violations	0	3	3	1.5	100%

P. Traffic Law Enforcement Total:



Q. Citations vs. Warnings Monthly Total:

003

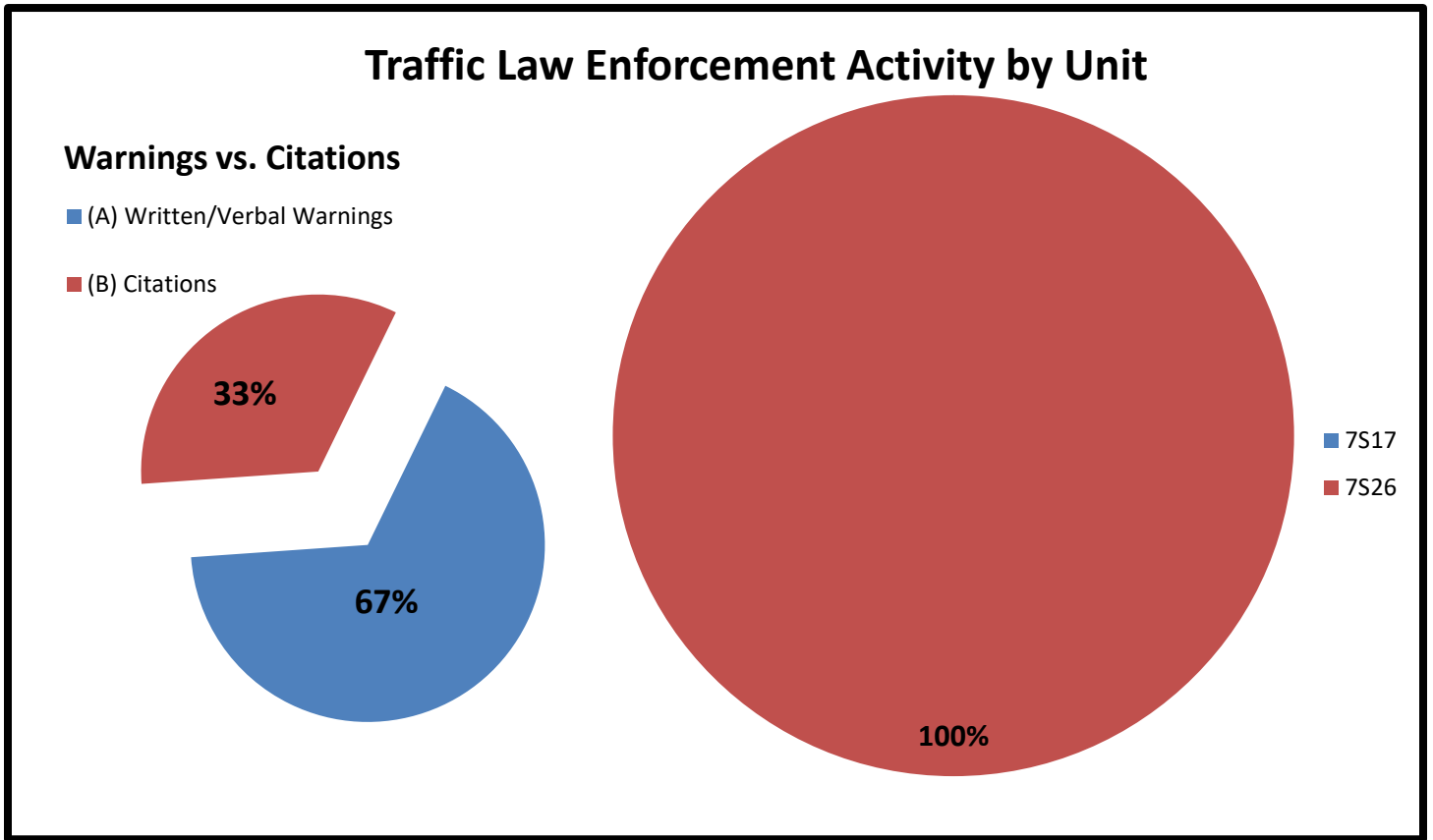
*	Warnings vs. Citations	7S17	7S26	TOT	AVER	%
(A)	Written/Verbal Warnings	0	2	2	1.0	67%
(B)	Citations	0	1	1	0.5	33%
(C)	<i>Totals</i>	0	3	3	1.5	100%

R. Sources of Calls for Service Monthly Total:

275

*	Sources of Calls for Service	7S17	7S26	TOT	AVER	%
(A)	On View	0	96	96	48.0	35%
(B)	Dispatched	6	8	14	7.0	5%
(C)	Self-Initiated	108	57	165	82.5	60%
(D)	<i>Totals</i>	114	161	275	137.5	100%

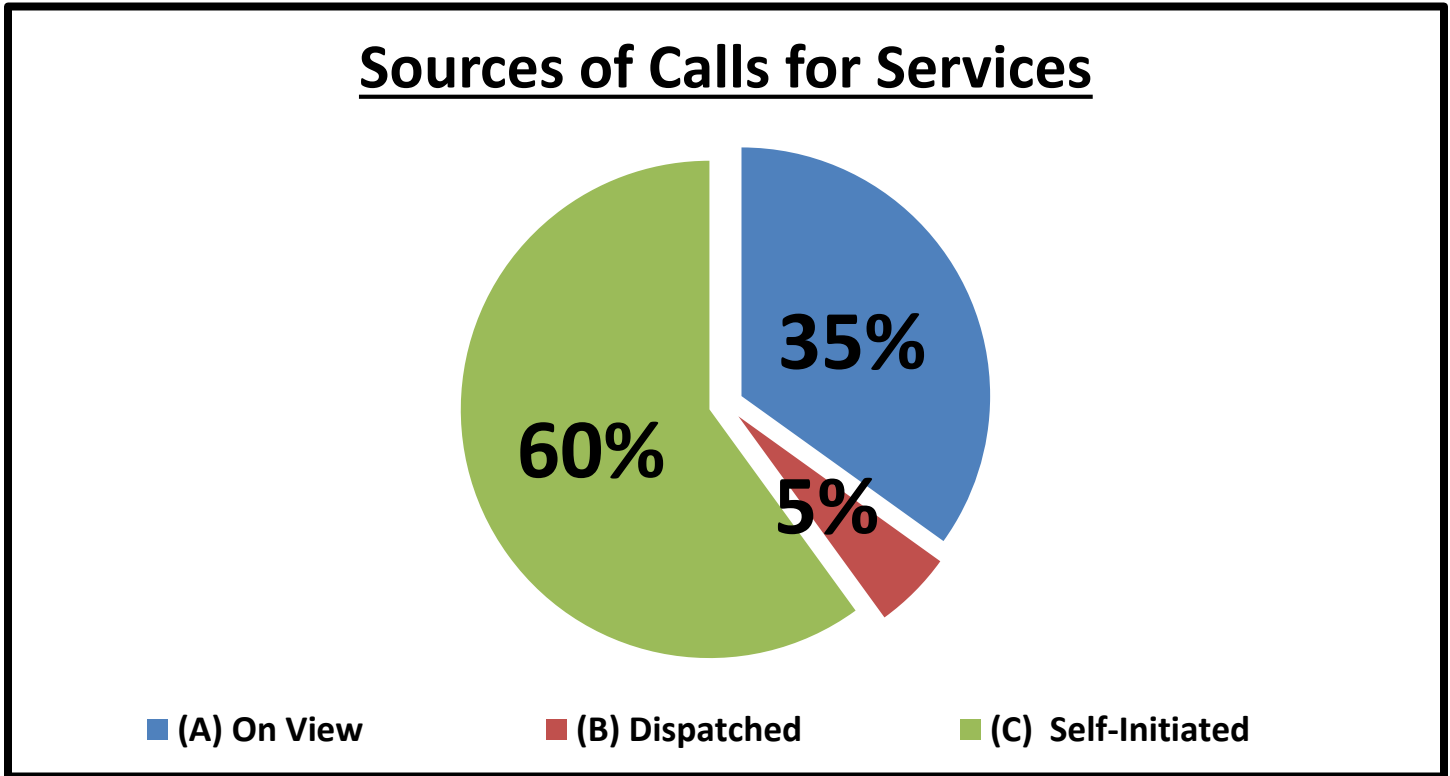
S. Sources of Calls for Service Percentages:



T. Sources of Calls for Service Percentages:

*	<i>Sources of Calls for Service</i>	7S17	7S26		TOT	AVER
(A)	On View	0%	60%		35%	0.2
(B)	Dispatched	5%	5%		5%	0.0
(C)	Self-Initiated	95%	35%		60%	0.3
(D)	<i>Totals</i>	100%	100%		100%	0.5

U. Sources of Calls for Service Percentages:



V. Free Reserve Personnel Time Utilized in Contract Monthly Total: 000

*	<i>Free Reserve Personnel Time</i>	7S17	7S26		TOT	AVER	%
(A)	<i>Totals</i>	0	0		0	0.0	#DIV/0!

W. Monthly Productivity Analysis Report (M.P.A.R.) - Executive Summary:

*	<i>Unit</i>	7S17	7S26		TOT	AVER
1	Patrol Activity	114	161		275	137.5
2	Security Checks	114	134		248	124.0
3	C.I.T. Interactions	0	0		0	0.0
4	Offense/Incident Reports	0	0		0	0.0
*	<i>Total Service Calls</i>	228	295		523	261.5
1	Criminal Arrests	0	0		0	0.0
2	Citations Issued	0	1		1	0.5
3	Written & Verbal Warnings	0	2		2	1.0
*	<i>Enforcement Service Calls</i>	0	3		3	1.5
*	<i>Total Hours</i>	160	160		320	160.0
1	Sick Time Used	0	88		88	44.0
2	Vacation Time Used	0	0		0	0.0
3	Training Time Used	0	0		0	0.0
4	Compensatory Time Used	0	0		0	0.0
*	<i>Hours Actually Worked</i>	160	72		232	116.0
*	<i>Unit Productivity Ratio</i>	1.4	4.1		2.3	2.3

X. Mileage Total:

1036

*	<i>Mileage</i>	7S17	7S26		TOT	AVER	%
(A)	<i>Totals</i>	552	484		1036	518.0	377%

Y. Patrol Alert Submission Report:

*	<i>Received</i>				<i>Subject</i>
00x	<i>Date</i>	<i>Time</i>	<i>Code</i>	<i>Location</i>	
A.					

Z. Incident Summaries:

Sergeant Jon Meek

Sergeant Jon Meek
Neighborhood Patrol Division, First Line Supervisor
Harris County Constable's Office of Precinct 713-643-6602