



**MAY WALKER**, CONSTABLE  
PRECINCT SEVEN  
HARRIS COUNTY, TEXAS

MAIN OFFICE  
5300 Griggs Road  
Houston, Texas 77021  
PHONE (713) 643-6602  
FAX (713) 643-3401

**Date: April 18, 2019**

From: Sergeant Jon Meek  
Neighborhood Patrol Division, First Line Supervisor  
Harris County Constable's Office of Precinct "7"

To: Property Owners Association  
Board of Directors & Management Company

Subject: March Monthly Productivity Analysis Report  
Enclosure: **MPAR – March 2019**  
Distribution: Executive Command Staff & Board of Directors & Management Company

The purpose of this "**Monthly Productivity Analysis Report**" (M.P.A.R.) is to provide the executive command staff with the appropriate data to analyze the productivity of assigned personnel and their shifts' activities to allow for the validation of individual and divisional performance evaluations. With regard to the specific contents of the report, there are 18 distinctive component parts of this report. These components are enumerated below:

- |  |   |
|--|---|
| 01. Patrol Activity Details                | 10. Traffic Enforcement Report                |
| 02. Patrol Activity Analytical Summary     | 11. Trends & Percentages of Traffic           |
| 03. Patrol Activity Percentages & Trends   | 12. Citation & Warning Issuance Review        |
| 04. Security Checks Report                 | 13. Call for Service Report ( <i>C.F.S.</i> ) |
| 05. Security Checks Percentages & Trends   | 14. Trends & Percentages for <i>C.F.S.</i>    |
| 06. Crisis Intervention Disposition Report | 15. Overtime Report (service at no Cost)      |
| 07. Offense/Incident Generation Report     | 16. Reserve Deputy Use (at no Cost)           |
| 08. Criminal Arrest Types Report           | 17. Incident Summarization                    |
| 09. Warrant Execution Report               | 18. Hotspot Report Data Review                |

A cursory analysis of the statistical data from this report should be demonstrative of the quality of performance of this agency in realizing the contractual obligations and the overall achievement of the goals and objectives of this Agency and the Contract Division.

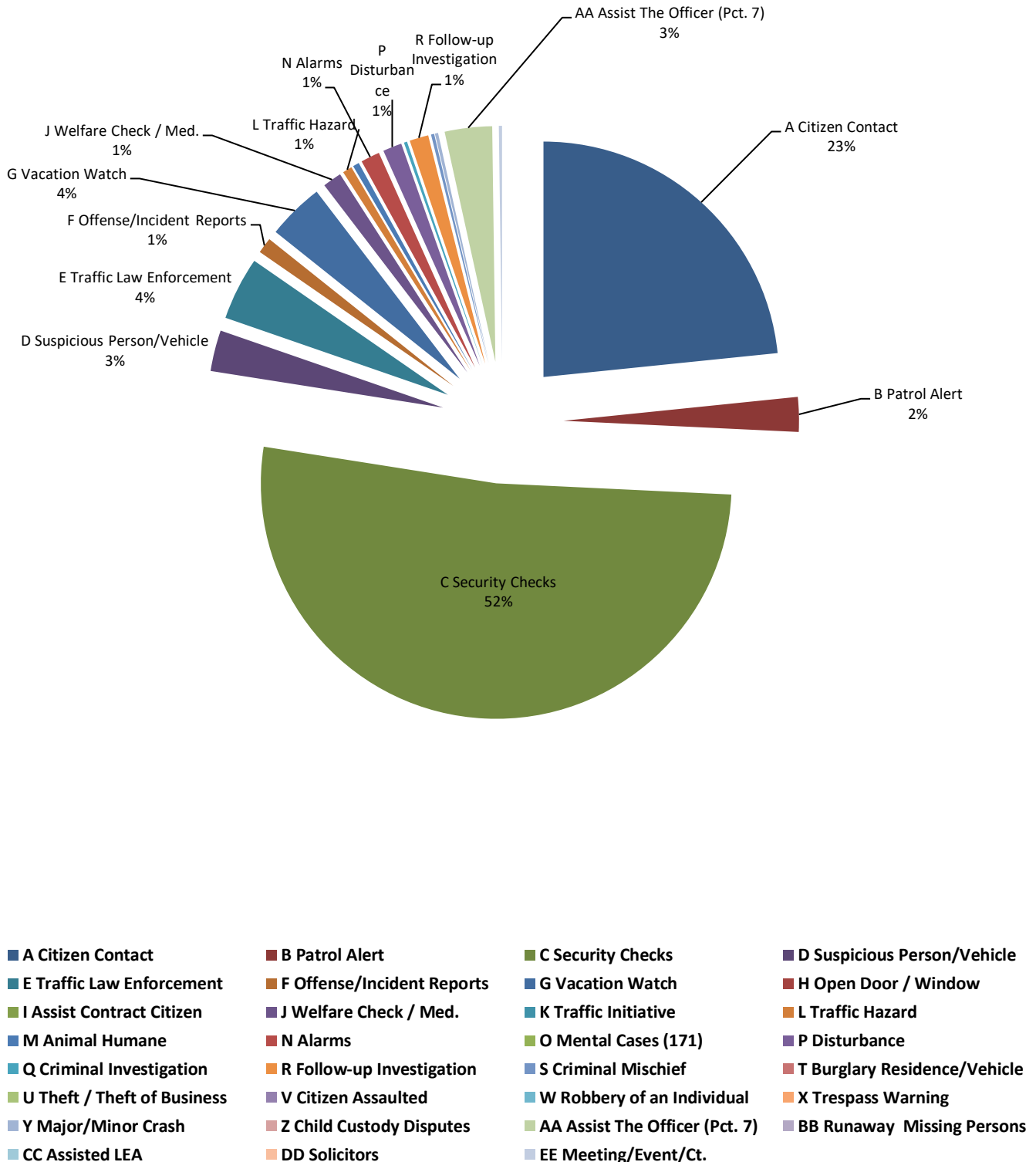
# A. Patrol Activity Monthly Total:

0462

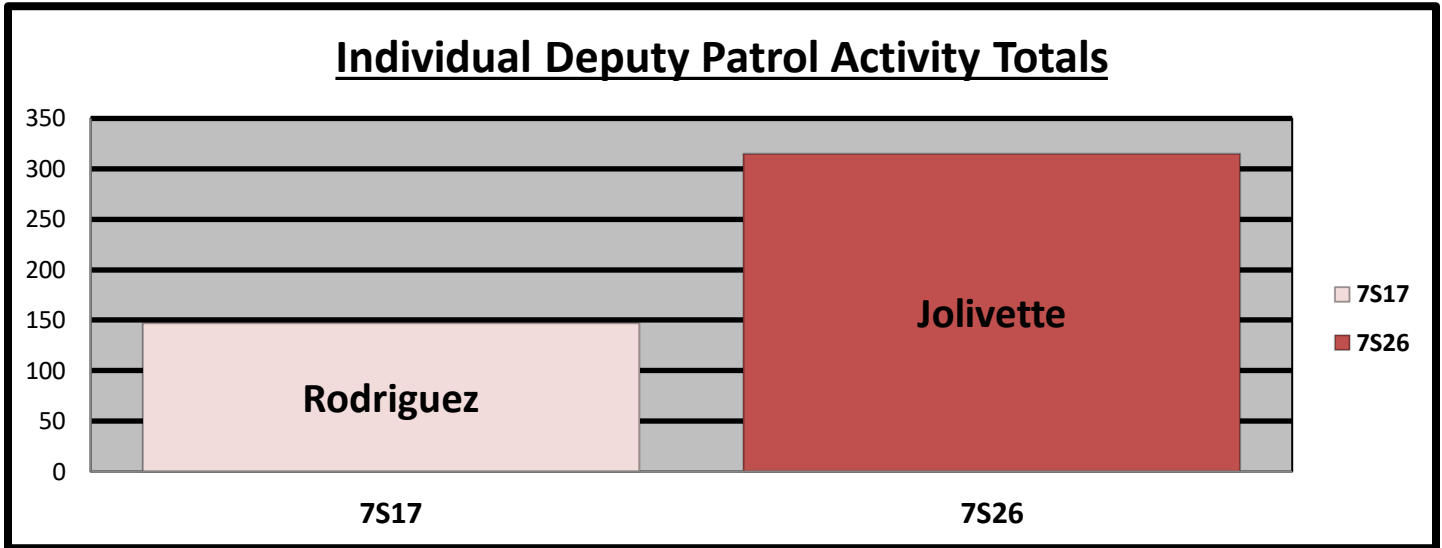
*	Patrol Activity Types	7S17	7S26	TOT	AVER	%
A	Citizen Contact	38	70	108	54.0	23%
B	Patrol Alert	2	9	11	5.5	2%
C	Security Checks	63	176	239	119.5	52%
D	Suspicious Person/Vehicle	7	6	13	6.5	3%
E	Traffic Law Enforcement	6	14	20	10.0	4%
F	Offense/Incident Reports	2	3	5	2.5	1%
G	Vacation Watch	0	18	18	9.0	4%
H	Open Door / Window	0	0	0	0.0	0%
I	Assist Contract Citizen	0	0	0	0.0	0%
J	Welfare Check / Med.	4	2	6	3.0	1%
K	Traffic Initiative	0	0	0	0.0	0%
L	Traffic Hazard	1	2	3	1.5	1%
M	Animal Humane	2	0	2	1.0	0%
N	Alarms	2	4	6	3.0	1%
O	Mental Cases (171)	0	0	0	0.0	0%
P	Disturbance	2	4	6	3.0	1%
Q	Criminal Investigation	0	1	1	0.5	0%
R	Follow-up Investigation	1	5	6	3.0	1%
S	Criminal Mischief	0	1	1	0.5	0%
T	Burglary Residence/Vehicle	0	0	0	0.0	0%
U	Theft / Theft of Business	0	0	0	0.0	0%
V	Citizen Assaulted	0	0	0	0.0	0%
W	Robbery of an Individual	0	0	0	0.0	0%
X	Trespass Warning	0	0	0	0.0	0%
Y	Major/Minor Crash	1	0	1	0.5	0%
Z	Child Custody Disputes	0	0	0	0.0	0%
AA	Assist The Officer (Pct. 7)	15	0	15	7.5	3%
BB	Runaway Missing Persons	0	0	0	0.0	0%
CC	Assisted LEA	0	0	0	0.0	0%
DD	Solicitors	0	0	0	0.0	0%
EE	Meeting/Event/Ct.	1	0	1	0.5	0%
*	<b>MONTH TOTALS</b>	<b>147</b>	<b>315</b>	<b>462</b>	<b>231.0</b>	<b>100%</b>

# A1. Patrol Activity Percentage:

## Percentage of Patrol Activity



**B. Patrol Activity by Braeburn Valley West Personnel:**

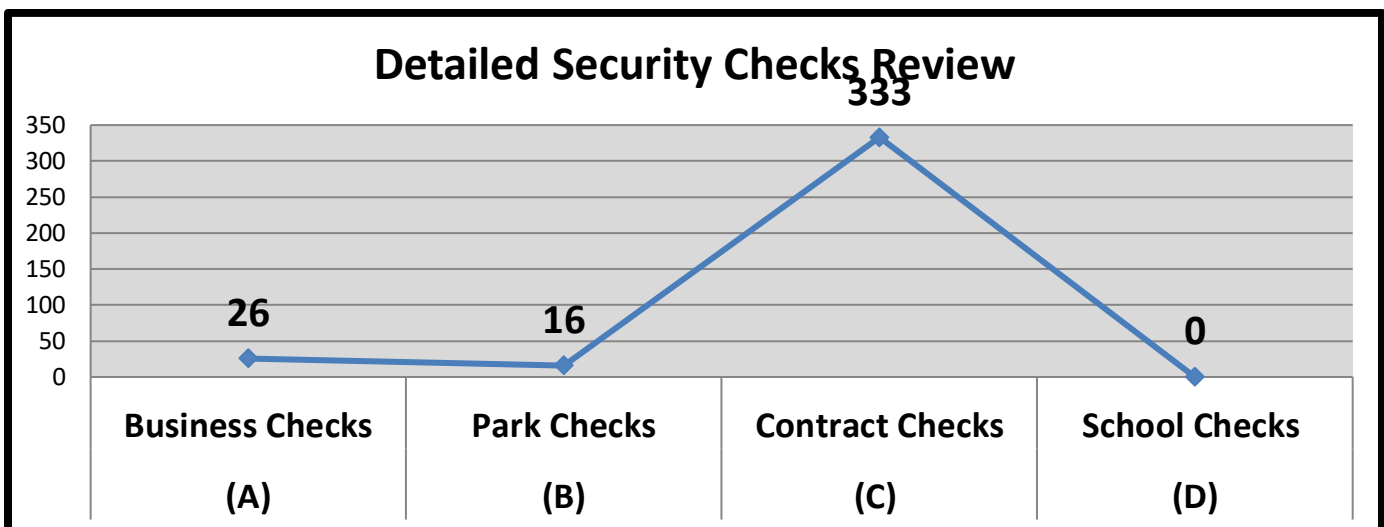


**C. Security Checks Monthly Total:**

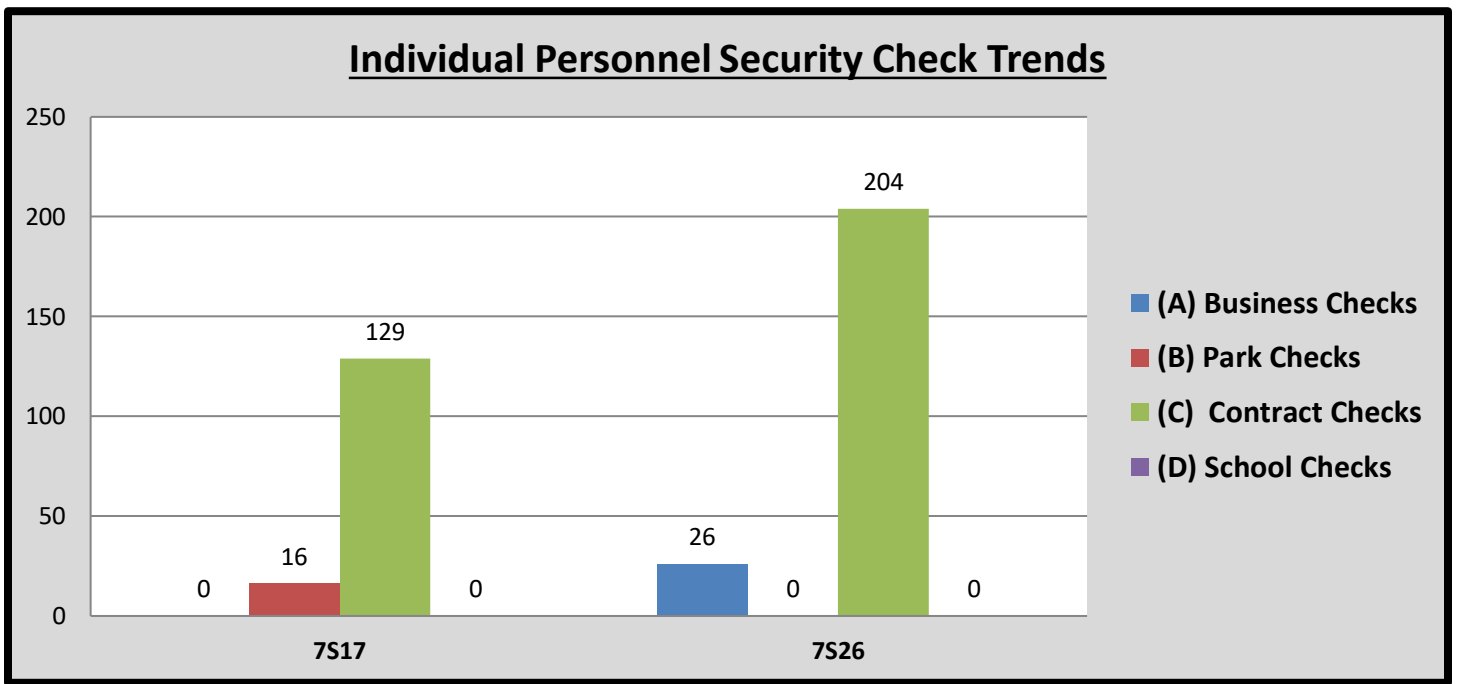
**0375**

* Security Checks	7S17	7S26	TOT	AVER	%
(A) Business Checks	0	26	26	13.0	7%
(B) Park Checks	16	0	16	8.0	4%
(C) Contract Checks	129	204	333	166.5	89%
(D) Plaza Checks	0	0	0	0.0	0%
(E) Totals	145	230	375	187.5	100%

**D. Detailed Security Checks Monthly:**



**E. Individual Personnel Security Check Trends:**



**F. CIT/MHO Dispositions Monthly Total:**

**001**

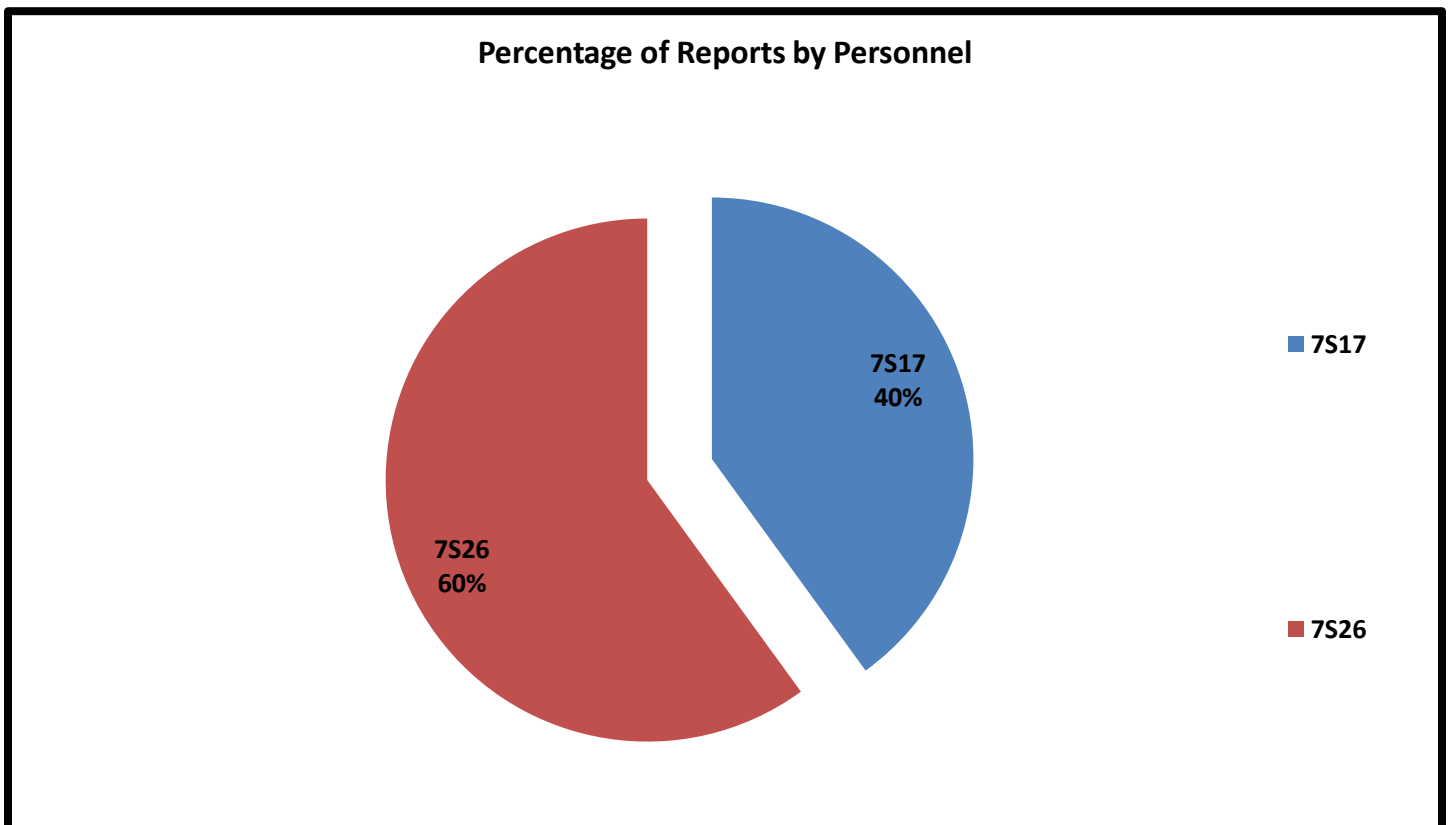
* C.I.T. Dispositions	7S17	7S26	TOT	AVER	%
(A) CIT/MHO Outside Referral	0	0	0	0.0	0%
(B) CIT/MHO Transport	0	0	0	0.0	0%
(C) CIT/MHO CIT Contact	0	0	0	0.0	0%
(D) CIT/MHO Arrest	1	0	1	0.5	100%
(E) Totals	1	0	1	0.5	100%

**G. Offense/Incident Reports Monthly Total:**

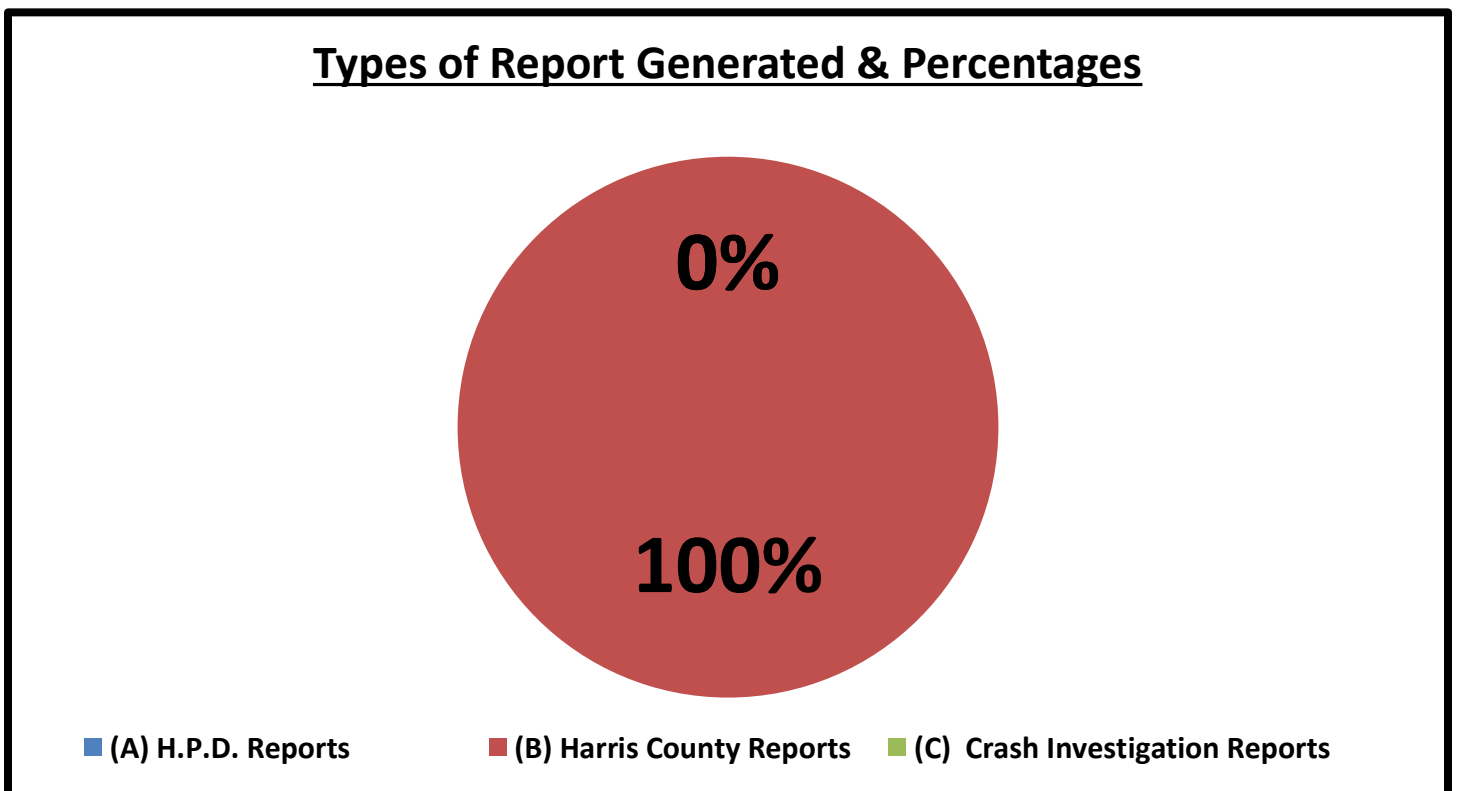
**005**

* Offense/Incident Reports	7S17	7S26	TOT	AVER	%
(A) H.P.D. Reports	0	0	0	0.0	0%
(B) Harris County Reports	2	3	5	2.5	100%
(C) Crash Investigation Reports	0	0	0	0.0	0%
(D) Totals	2	3	5	2.5	100%

## H. Report Generation Percentages:



## I. Percentages:

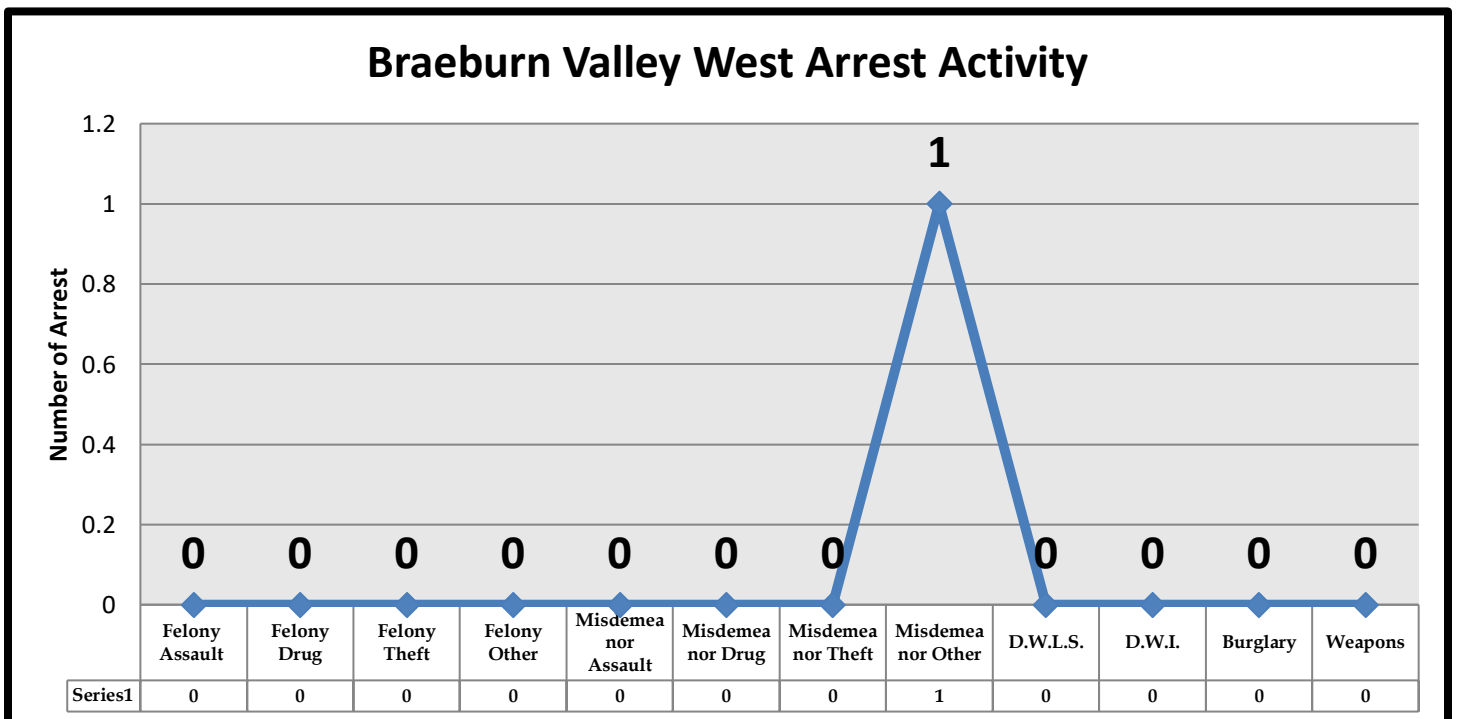


**J. Types of Criminal Arrests Monthly Total:**

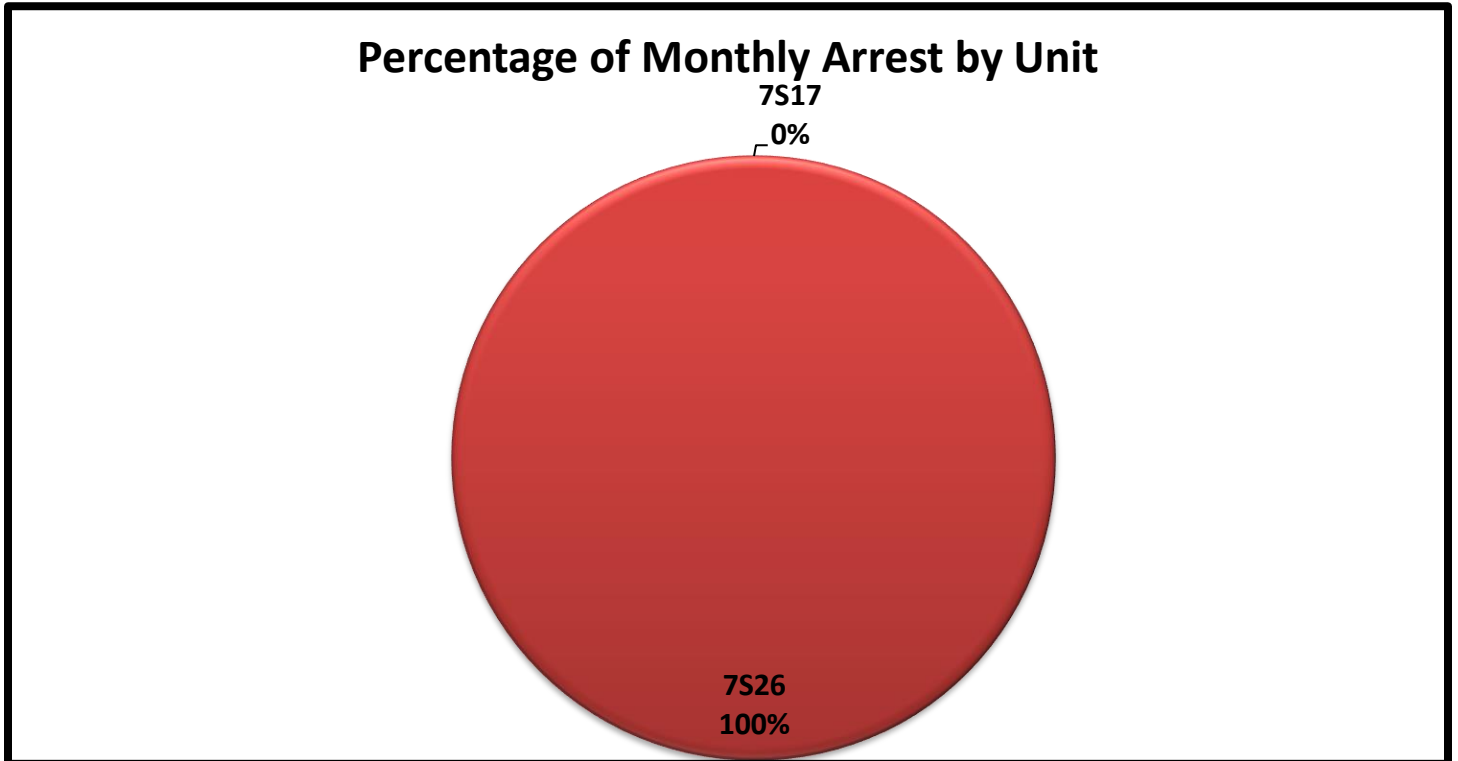
**001**

*	Types of Criminal Arrests	7S17	7S26	TOT	AVER	%
A	Felony Assault	0	0	0	0.0	0%
B	Felony Drug	0	0	0	0.0	0%
C	Felony Theft	0	0	0	0.0	0%
D	Felony Other	0	0	0	0.0	0%
E	Misdemeanor Assault	0	0	0	0.0	0%
F	Misdemeanor Drug	0	0	0	0.0	0%
G	Misdemeanor Theft	0	0	0	0.0	0%
H	Misdemeanor Other	0	1	1	0.5	100%
I	D.W.L.S.	0	0	0	0.0	0%
J	D.W.I.	0	0	0	0.0	0%
K	Burglary	0	0	0	0.0	0%
L	Weapons	0	0	0	0.0	0%
M	<i>Totals</i>	0	1	1	0.5	100%

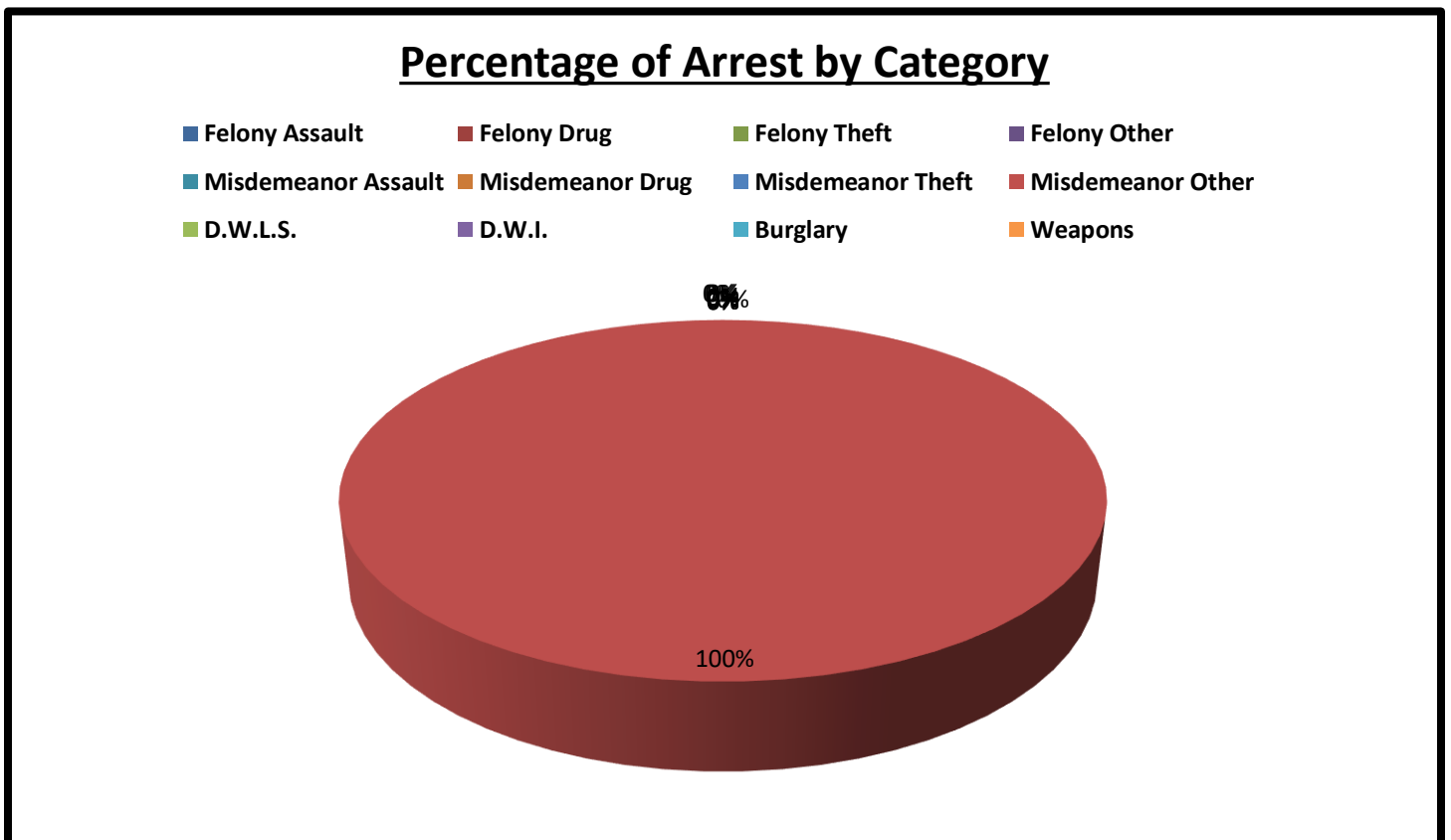
**K. Types of Criminal Arrests Monthly Total:**



**L. Types of Criminal Arrests Monthly Total:**



**M. Types of Criminal Arrests Monthly Total:**





**N. Executed Warrant Monthly Total:**

**001**

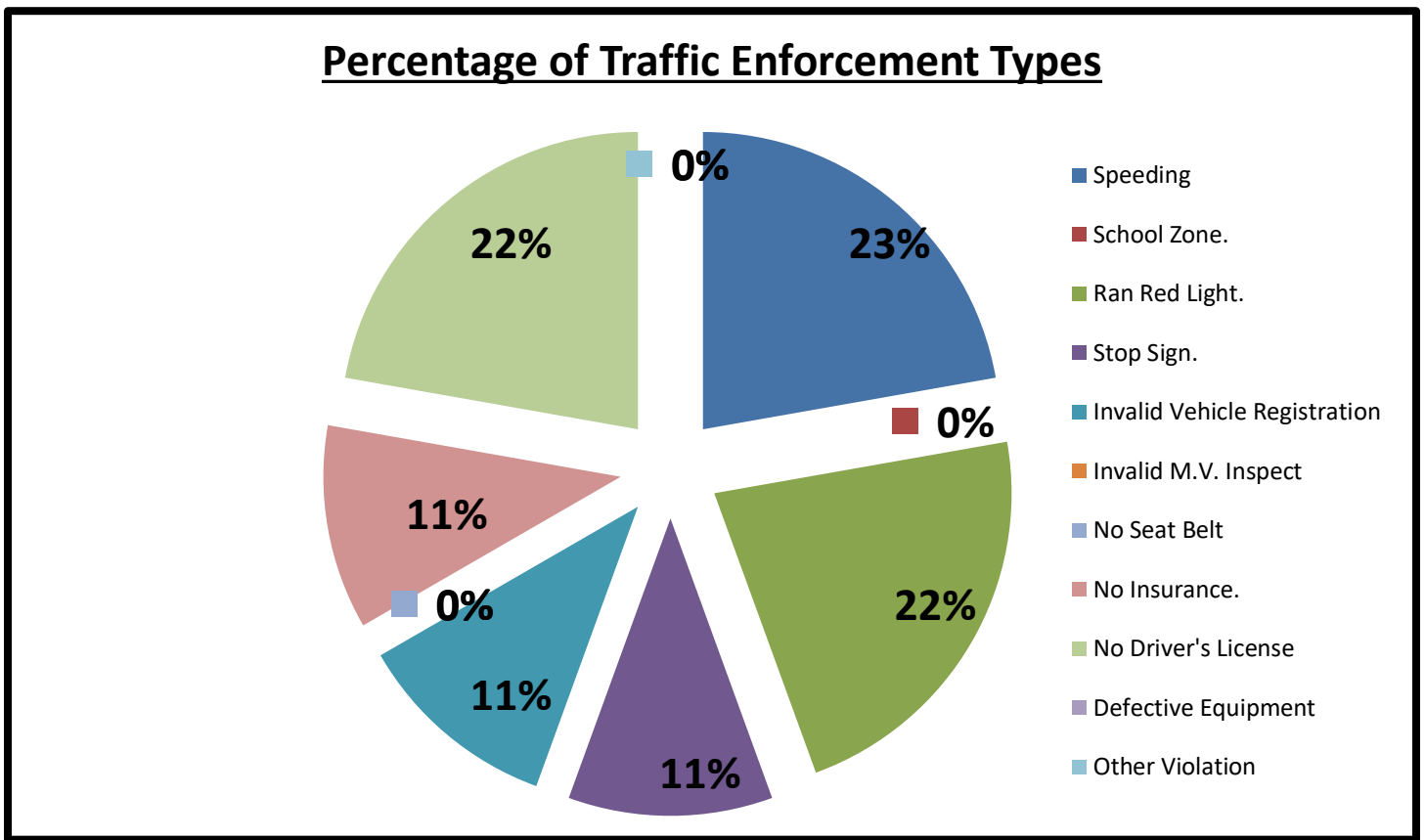
*	<i>Executed Warrants</i>	7S17	7S26		TOT	AVER	%
(A)	Felony Warrants	0	0		0	0.0	0%
(B)	Misdemeanor Warrants	1	0		1	0.5	100%
(C)	<i>Totals</i>	1	0		1	0.5	100%

**O. Traffic Law Enforcement Total:**

**021**

*	<i>Traffic Enforcement</i>	7S17	7S26		TOT	AVER	%
A	Speeding	2	0		2	1.0	22%
B	School Zone.	0	0		0	0.0	0%
C	Ran Red Light.	0	2		2	1.0	22%
D	Stop Sign.	0	1		1	0.5	11%
E	Invalid Vehicle Registration	0	1		1	0.5	11%
F	Invalid M.V. Inspect	0	0		0	0.0	0%
G	No Seat Belt	0	0		0	0.0	0%
H	No Insurance.	0	1		1	0.5	11%
I	No Driver's License	0	2		2	1.0	22%
J	Defective Equipment	0	0		0	0.0	0%
K	Other Violation	0	0		0	0.0	0%
L	Written Warnings	0	0		0	0.0	0%
M	Verbal Warning	5	7		12	6.0	100%
N	Citation	2	7		9	4.5	43%
O	<b>Total Violations</b>	7	14	21	10.5	100%	

**P. Traffic Law Enforcement Total:**



**Q. Citations vs. Warnings Monthly Total:**

**021**

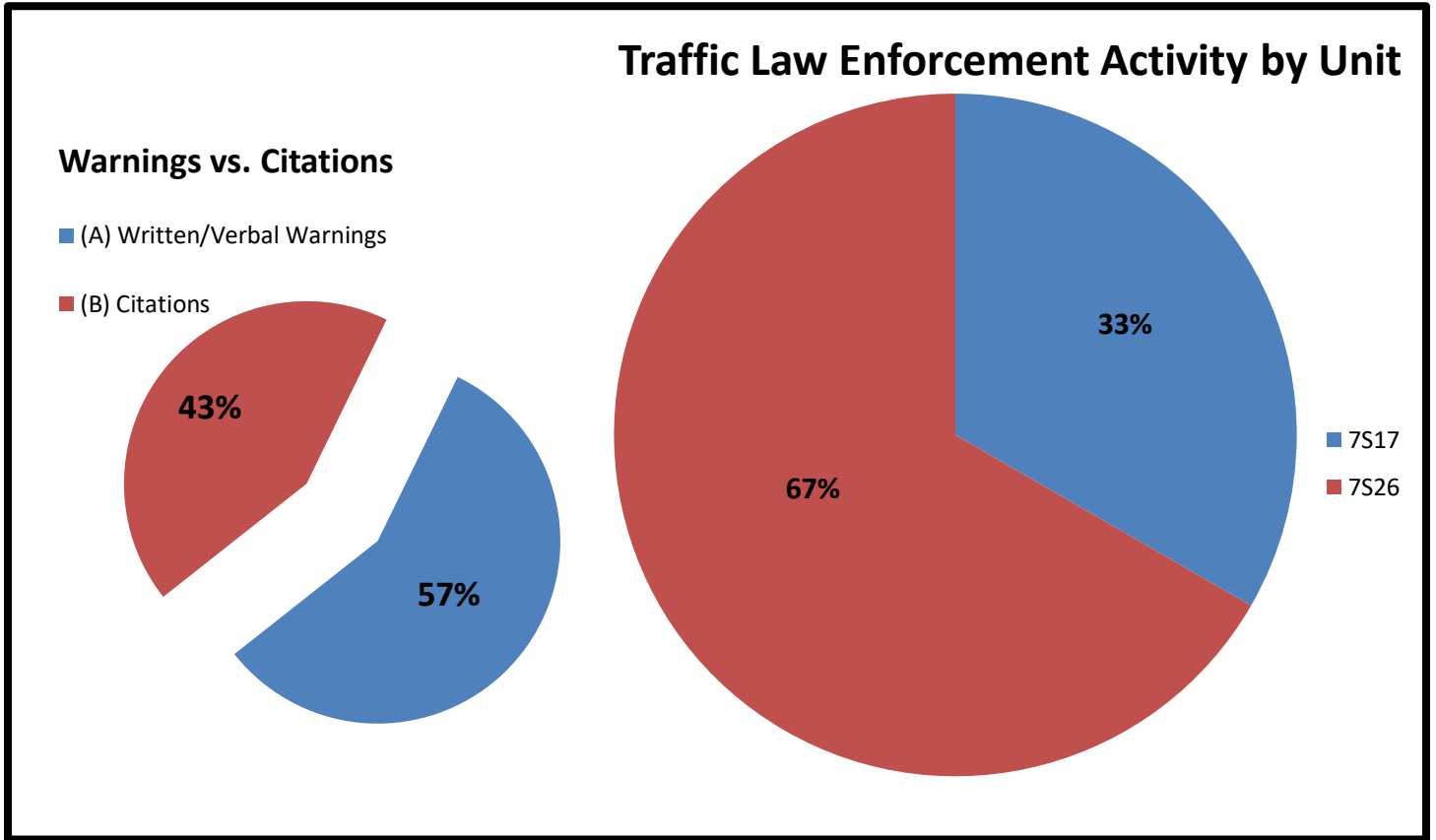
*	<i>Warnings vs. Citations</i>	7S17	7S26	TOT	AVER	%
(A)	Written/Verbal Warnings	5	7	12	6.0	57%
(B)	Citations	2	7	9	4.5	43%
(C)	<i>Totals</i>	7	14	21	10.5	100%

**R. Sources of Calls for Service Monthly Total:**

**457**

*	<i>Sources of Calls for Service</i>	7S17	7S26	TOT	AVER	%
(A)	On View	0	174	174	87.0	38%
(B)	Dispatched	4	20	24	12.0	5%
(C)	Self-Initiated	141	118	259	129.5	57%
(D)	<i>Totals</i>	145	312	457	228.5	100%

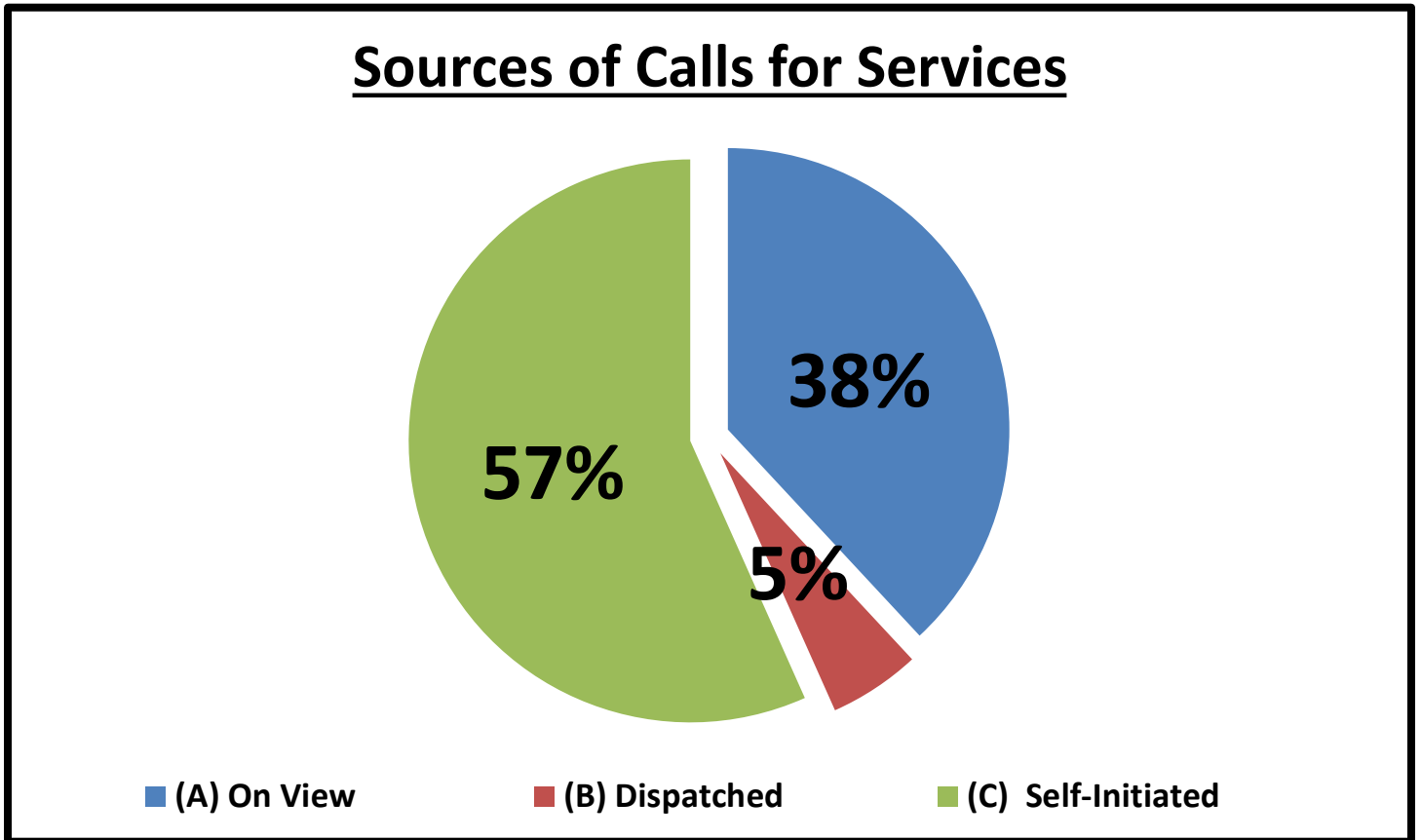
**S. Traffic Law Enforcement Activity by Percentages:**



**T. Sources of Calls for Service Percentages:**

*	Sources of Calls for Service	7S17	7S26	TOT
(A)	On View	0%	56%	38%
(B)	Dispatched	3%	6%	5%
(C)	Self-Initiated	97%	38%	57%
(D)	Totals	100%	100%	100%

U. Sources of Calls for Service Percentages:



V. Free Reserve Personnel Time Utilized in Contract Monthly Total: 000

*	<i>Free Reserve Personnel Time</i>	7S17	7S26		TOT	AVER	%
(A)	<i>Totals</i>	0	0		0	0.0	#DIV/0!

**W. Monthly Productivity Analysis Report (M.P.A.R.) - Executive Summary:**

*	Unit	7S17	7S26	TOT	AVER
1	Patrol Activity	147	315	462	231.0
2	Security Checks	145	230	375	187.5
3	C.I.T. Interactions	1	0	1	0.5
4	Offense/Incident Reports	2	3	5	2.5
*	<i>Total Service Calls</i>	295	548	843	421.5
1	Criminal Arrests	0	1	1	0.5
2	Citations Issued	2	7	9	4.5
3	Written & Verbal Warnings	5	7	12	6.0
*	<i>Enforcement Service Calls</i>	7	15	22	11.0
*	Total Hours	160	160	320	160.0
1	Sick Time Used	0	0	0	0.0
2	Vacation Time Used	0	0	0	0.0
3	Training Time Used	0	0	0	0.0
4	Compensatory Time Used	0	0	0	0.0
*	<i>Hours Actually Worked</i>	160	160	320	160.0
*	<i>Unit Productivity Ratio</i>	147	315	462	231.0

**X. Mileage Total:**

**1547**

*	Mileage	7S17	7S26	TOT	AVER	%
(A)	<i>Totals</i>	514	1033	1547	773.5	335%

**Y. Patrol Alert Submission Report:**

*	Received				Subject
00x	Date	Time	Code	Location	
A.					

## Z. Incident Summaries:

01.	MARCH 14, 2019	1000 HOURS	EMERGENCY DETENTION		DEPUTY M. RODRIGUEZ	
	DAYSHIFT:	10100 FONDREN	BBVW	"N/A"	HC:	1903-00113
<p>On March 14, 2019, a <b>Thursday</b>, at approximately 1000 hours, while on patrol in the "Braeburn Valley West Contract" Deputy M. Rodriguez was performing routine patrol and law enforcement services when I, (Deputy M. Rodriguez) was flagged down in reference to elderly female who was walking along the sidewalk partially nude. I made contact with the female and determined she needed to be hospitalized for psychiatric evaluation. The female was taken into custody without incident. Deputy Rodriguez then transported and released the female to Ben Taub (NPC) staff for evaluation. The patrol activity type is "PAT=R".</p>						

02.	MARCH 14, 2019	2200 HOURS	CRIMINAL MISCHIEF REPORT		DEPUTY C. JOLIVETTE	
	EVENING SHIFT:	9100 WILLOW MEADOW	BBVW	"M"	HC:	1903-00119
<p>On March 14, 2019, a <b>Thursday</b>, at approximately 2249 hours, while on patrol in the "Braeburn Valley West Contract", Deputy C. Jolivet was performing routine patrol and law enforcement services when I (Deputy C. Jolivet) got dispatched to a Criminal Mischief that had already occurred call for service. Upon making contact with the complainant deputy discovered a Criminal Mischief had occurred involving known suspect, Deputy gathered all pertinent information needed to make a report. Report Generated. The patrol activity type is "PAT=S".</p>						

03.	MARCH 22, 2019	1700 HOURS	TERRORISTIC THREAT		DEPUTY C. JOLIVETTE	
	EVENING SHIFT:	9400 MCAFEE DR	BBVW	"M"	HC:	1903-00186
<p>On March 22, 2019, a <b>Friday</b>, at approximately 1715 hours, while on patrol in the "Braeburn Valley West Contract", Deputy C. Jolivet was performing routine patrol and law enforcement services when I (Deputy C. Jolivet) got dispatched to a Terroristic Threat call for service. Upon making contact with the complainant deputy discovered a simple assault by verbal threat had occurred involving a family member, citation was issued to the suspect and Deputy gathered all pertinent information needed to make a report. Report Generated. The patrol activity type is "PAT=F".</p>						

04.	MARCH 27, 2019	1400 HOURS	WARRANT ARREST		DEPUTY M. RODRIGUEZ	
	DAYSHIFT:	10400 SILKWOOD	BBVW	"M"	HC:	1903-00221
<p>On March 27, 2019, a <b>Wednesday</b>, at approximately 1400 hours, while on patrol in the "Braeburn Valley West Contract" Deputy M. Rodriguez was performing routine patrol and law enforcement services when I, (Deputy M. Rodriguez) located a two vehicle accident which just occurred. After making contact with both drivers the driver of Unit 1 was found to have an outstanding warrant. The driver of Unit 1 was placed into custody without further incident. Deputy Rodriguez then transported and booked the subject into the Harris County Jail. The patrol activity type is "PAT=Y/R".</p>						

05.	MARCH 29, 2019	2100 HOURS	AGG ASSAULT W/DEADLY WE		DEPUTY C. JOLIVETTE	
	EVENING SHIFT:	9300 RENTUR DR	BBVW	"F"	HC:	1902-00240
<p>On March 29, 2019, a <b>Friday</b>, at approximately 2100 hours, while on patrol in the "Braeburn Valley West Contract", Deputy C. Jolivet was performing routine patrol and law enforcement services when I (Deputy C. Jolivet) got flagged down on an assault that had already occurred. Upon making contact with the complainant deputy discovered an Aggravated Assault had occurred, Deputy gathered all pertinent information needed to make a report. Deputy will follow up on this case Report Generated. The patrol activity type is "PAT=V".</p>						

## *Sergeant Jon Meek*

Sergeant Jon Meek  
Neighborhood Patrol Division, First Line Supervisor  
Harris County Constable's Office of Precinct 713-643-6602