



MAY WALKER, CONSTABLE
PRECINCT SEVEN
HARRIS COUNTY, TEXAS

MAIN OFFICE
5300 Griggs Road
Houston, Texas 77021
PHONE (713) 643-6602
FAX (713) 643-3401

Date: March 14, 2020

From: Sergeant Odell Haynes
Contract Sergeant, Field Operations
Harris County Constable's Office of Precinct "7"

To: Midtown Management District
Public Safety Committee & Midtown Management Board of Directors

Subject: February Monthly Productivity Analysis Report
Enclosure: **MPAR – February 2020**
Distribution: Executive Command Staff & Board of Directors & Management Company

The purpose of this "**Monthly Productivity Analysis Report**" (M.P.A.R.) is to provide the executive command staff with the appropriate data to analyze the productivity of assigned personnel and their shifts' activities to allow for the validation of individual and divisional performance evaluations. With regard to the specific contents of the report, there are 18 distinctive component parts of this report. These components are enumerated below:

- | | |
|--|---|
| 01. Patrol Activity Details | 10. Traffic Enforcement Report |
| 02. Patrol Activity Analytical Summary | 11. Trends & Percentages of Traffic |
| 03. Patrol Activity Percentages & Trends | 12. Citation & Warning Issuance Review |
| 04. Security Checks Report | 13. Call for Service Report (<i>C.F.S.</i>) |
| 05. Security Checks Percentages & Trends | 14. Trends & Percentages for <i>C.F.S.</i> |
| 06. Crisis Intervention Disposition Report | 15. Overtime Report (service at no Cost) |
| 07. Offense/Incident Generation Report | 16. Reserve Deputy Use (at no Cost) |
| 08. Criminal Arrest Types Report | 17. Incident Summarization |
| 09. Warrant Execution Report | 18. Hotspot Report Data Review |

A cursory analysis of the statistical data from this report should be demonstrative of the quality of performance of this agency in realizing the contractual obligations and the overall achievement of the goals and objectives of this Agency and the Contract Division.

1614 total miles were driven, and the shift responded to **543** total service calls and conducted **001** crash investigations. The shift issued **00** traffic citations, made **03** arrests and handled **009** enforcement service-related calls.

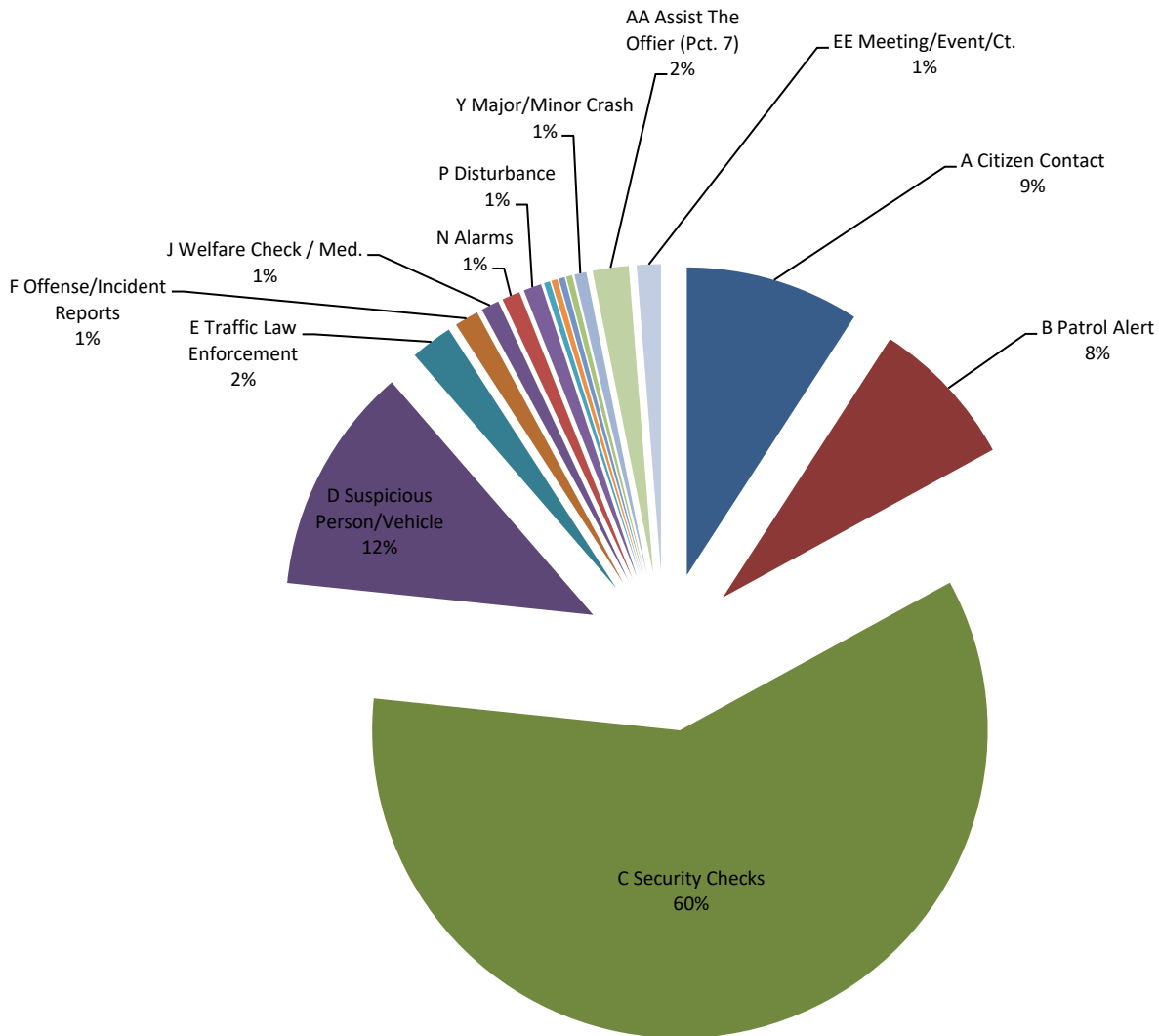
A. Patrol Activity Monthly Total:

0319

*	Patrol Activity Types	87S12	7S14	7S24	7S34	TOT	AVER	%
A	Citizen Contact	0	0	19	10	29	5.8	9%
B	Patrol Alert	0	4	0	21	25	5.0	8%
C	Security Checks	34	104	12	39	189	37.8	59%
D	Suspicious Person/Vehicle	11	7	13	7	38	7.6	12%
E	Traffic Law Enforcement	0	0	2	5	7	1.4	2%
F	Offense/Incident Reports	2	1	1	2	6	1.2	2%
G	Vacation Watch	0	0	0	0	0	0.0	0%
H	Open Door / Window	0	0	0	0	0	0.0	0%
I	Assist Contract Citizen	0	0	0	0	0	0.0	0%
J	Welfare Check / Med.	0	1	2	0	3	0.6	1%
K	Traffic Initiative	0	0	0	0	0	0.0	0%
L	Traffic Hazard	0	0	0	0	0	0.0	0%
M	Animal Humane	0	0	0	0	0	0.0	0%
N	Alarms	0	3	0	0	3	0.6	1%
O	Mental Cases (171)	0	0	0	0	0	0.0	0%
P	Disturbance	1	0	0	2	3	0.6	1%
Q	Criminal Investigation	0	0	1	0	1	0.2	0%
R	Follow-up Investigation	0	0	1	0	1	0.2	0%
S	Criminal Mischief	0	0	0	1	1	0.2	0%
T	Burglary Residence/Vehicle	0	0	0	0	0	0.0	0%
U	Theft / Theft of Business	0	0	0	1	1	0.2	0%
V	Citizen Assaulted	0	0	0	0	0	0.0	0%
W	Robbery of an Individual	0	0	0	0	0	0.0	0%
X	Trespass Warning	0	0	0	0	0	0.0	0%
Y	Major/Minor Crash	0	1	1	0	2	0.4	1%
Z	Child Custody Disputes	0	0	0	0	0	0.0	0%
AA	Assist The Officer (Pct. 7)	0	3	2	1	6	1.2	2%
BB	Runaway Missing Persons	0	0	0	0	0	0.0	0%
CC	Assisted LEA	0	0	0	0	0	0.0	0%
DD	Solicitors	0	0	0	0	0	0.0	0%
EE	Meeting/Event/Ct.	0	3	1	0	4	0.8	1%
0								
*	MONTH TOTALS	48	127	55	89	319	63.8	100%

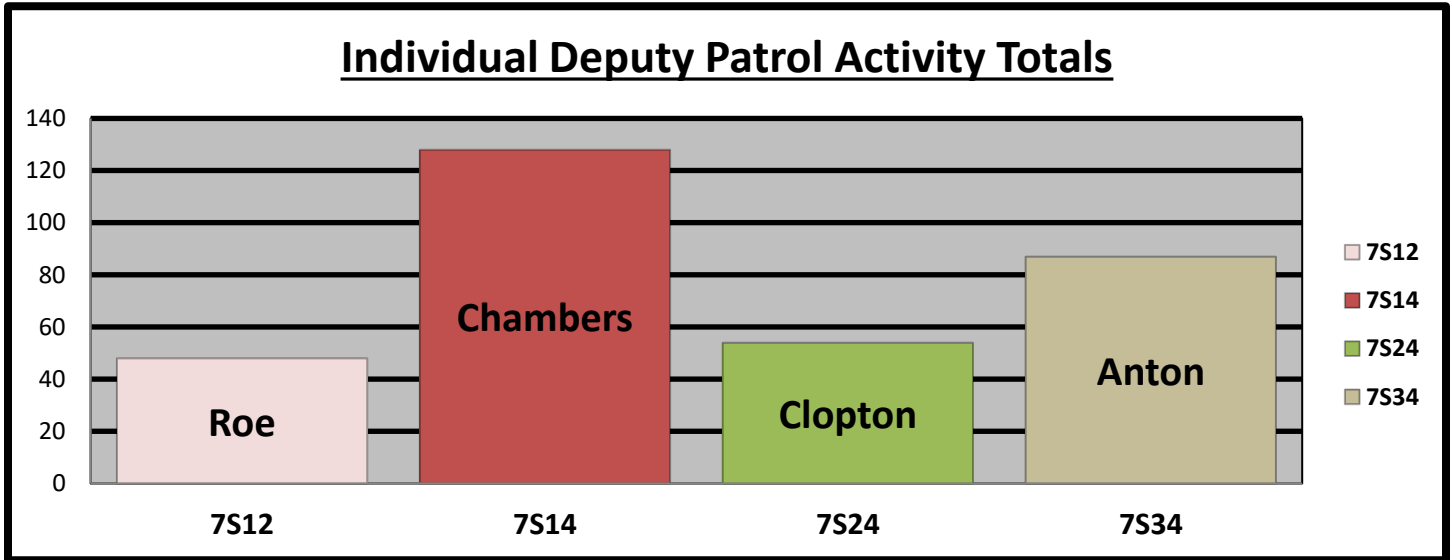
A1. Patrol Activity Percentage:

Percentage of Patrol Activity



- | | | | |
|-------------------------------|------------------------------|---------------------------------|--------------------------------|
| ■ A Citizen Contact | ■ B Patrol Alert | ■ C Security Checks | ■ D Suspicious Person/Vehicle |
| ■ E Traffic Law Enforcement | ■ F Offense/Incident Reports | ■ G Vacation Watch | ■ H Open Door / Window |
| ■ I Assist Contract Citizen | ■ J Welfare Check / Med. | ■ K Traffic Initiative | ■ L Traffic Hazard |
| ■ M Animal Humane | ■ N Alarms | ■ O Mental Cases (171) | ■ P Disturbance |
| ■ Q Criminal Investigation | ■ R Follow-up Investigation | ■ S Criminal Mischief | ■ T Burglary Residence/Vehicle |
| ■ U Theft / Theft of Business | ■ V Citizen Assaulted | ■ W Robbery of an Individual | ■ X Trespass Warning |
| ■ Y Major/Minor Crash | ■ Z Child Custody Disputes | ■ AA Assist The Offier (Pct. 7) | ■ BB Runaway Missing Persons |
| ■ CC Assisted LEA | ■ DD Solicitors | ■ EE Meeting/Event/Ct. | |

B. Patrol Activity by Midtown Management District Personnel:

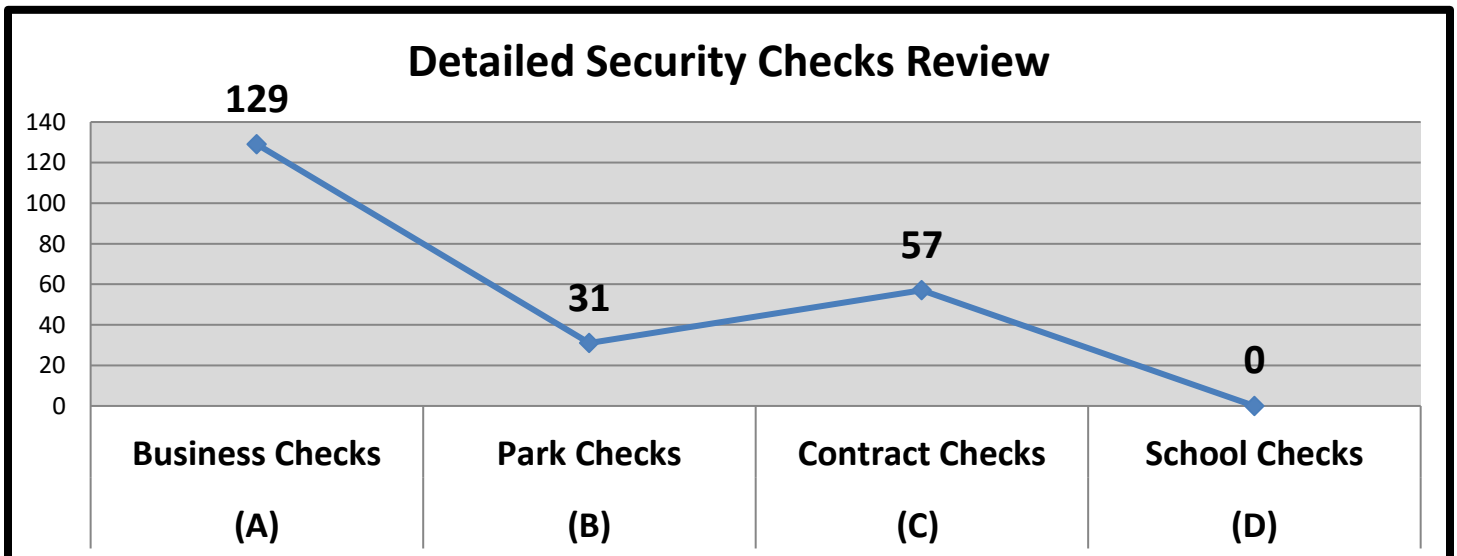


C. Security Checks Monthly Total:

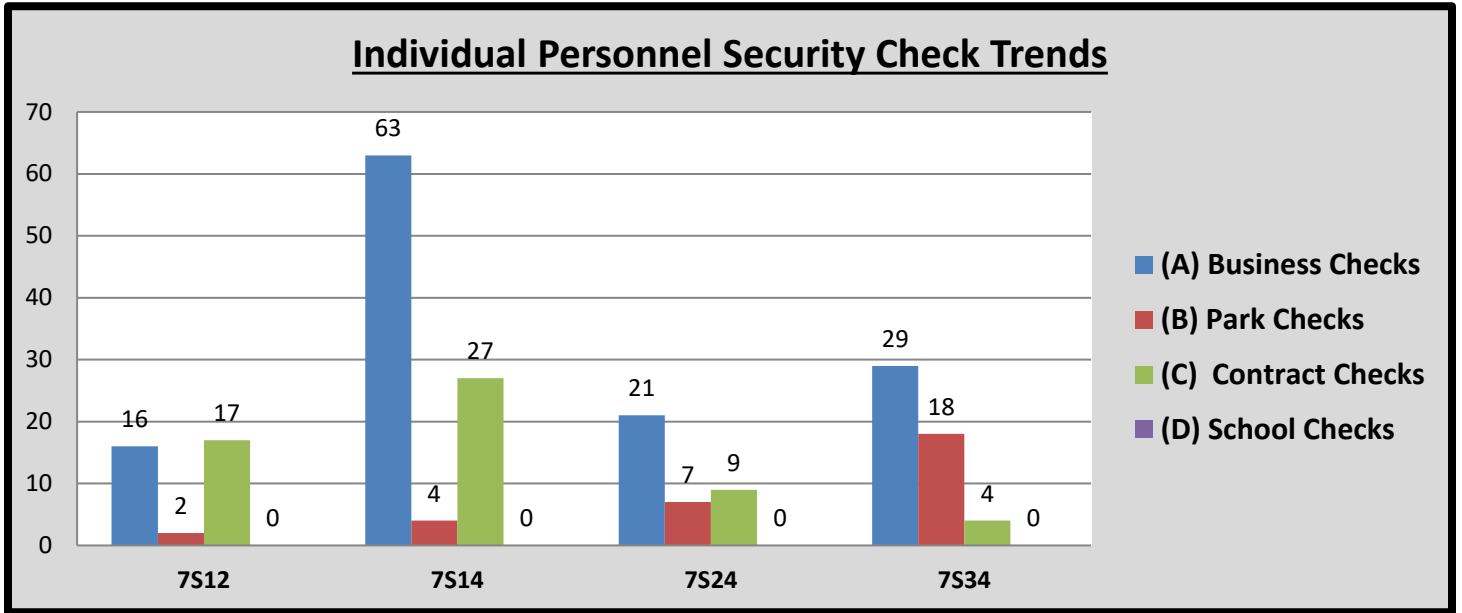
217

*	Security Checks	7S12	7S14	7S24	7S34	TOT	AVER	%
(A)	Business Checks	16	63	21	29	129	25.8	59%
(B)	Park Checks	2	4	7	18	31	6.2	14%
(C)	Contract Checks	17	27	9	4	57	11.4	26%
(D)	School Checks	0	0	0	0	0	0.0	0%
(E)	<i>Totals</i>	35	94	37	51	217	43.4	100%

D. Detailed Security Checks Monthly:



E. Individual Personnel Security Check Trends:



F. CIT/MHO Dispositions Monthly Total:

001

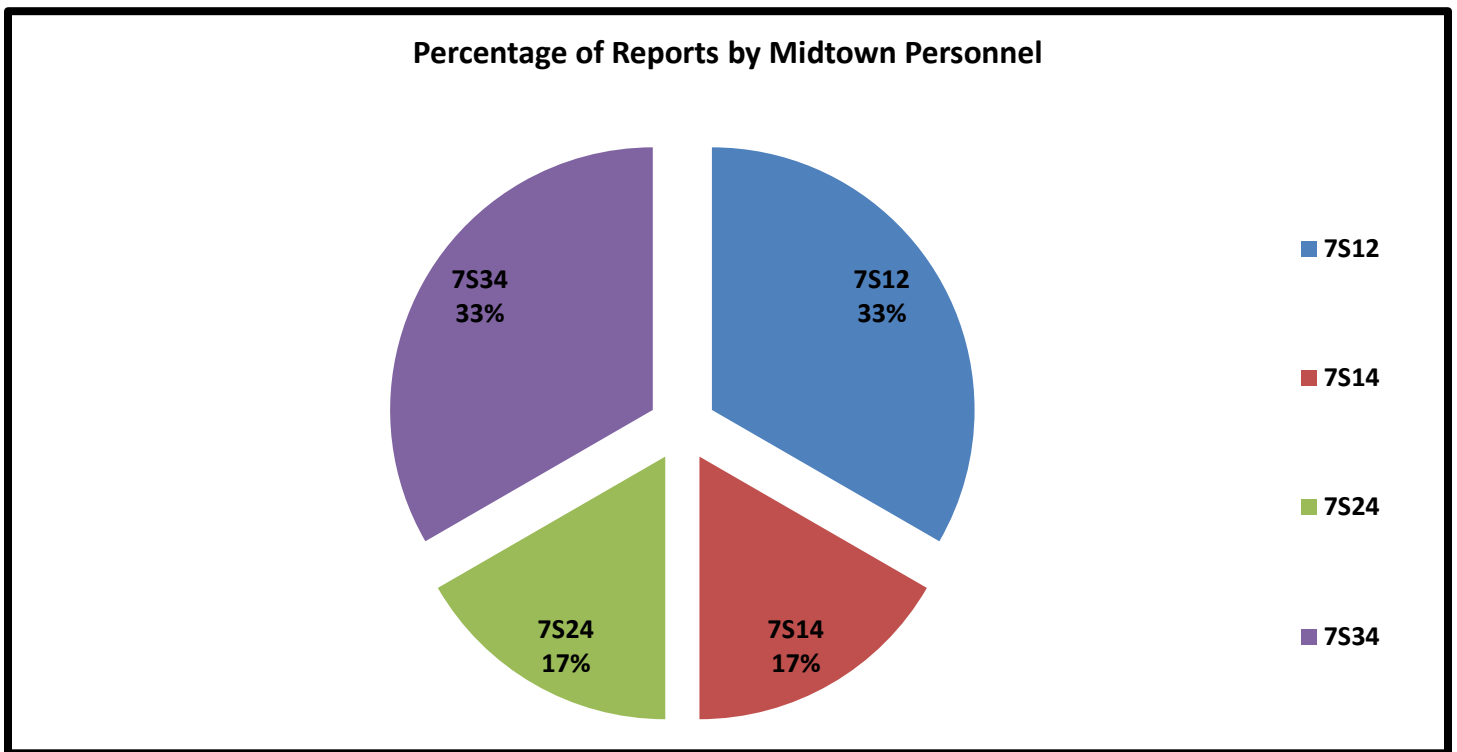
*	<i>C.I.T. Dispositions</i>	87S12	7S14	7S24	7S34	TOT	AVER	%
(A)	CIT/MHO Outside Referral	0	0	0	0	0	0.0	0%
(B)	CIT/MHO Transport	0	0	0	0	0	0.0	0%
(C)	CIT/MHO CIT Contact	0	0	0	0	0	0.0	0%
(D)	CIT/MHO Arrest	0	0	1	0	1	0.2	100%
(E)	<i>Totals</i>	0	0	1	0	1	0.2	100%

G. Offense/Incident Reports Monthly Total:

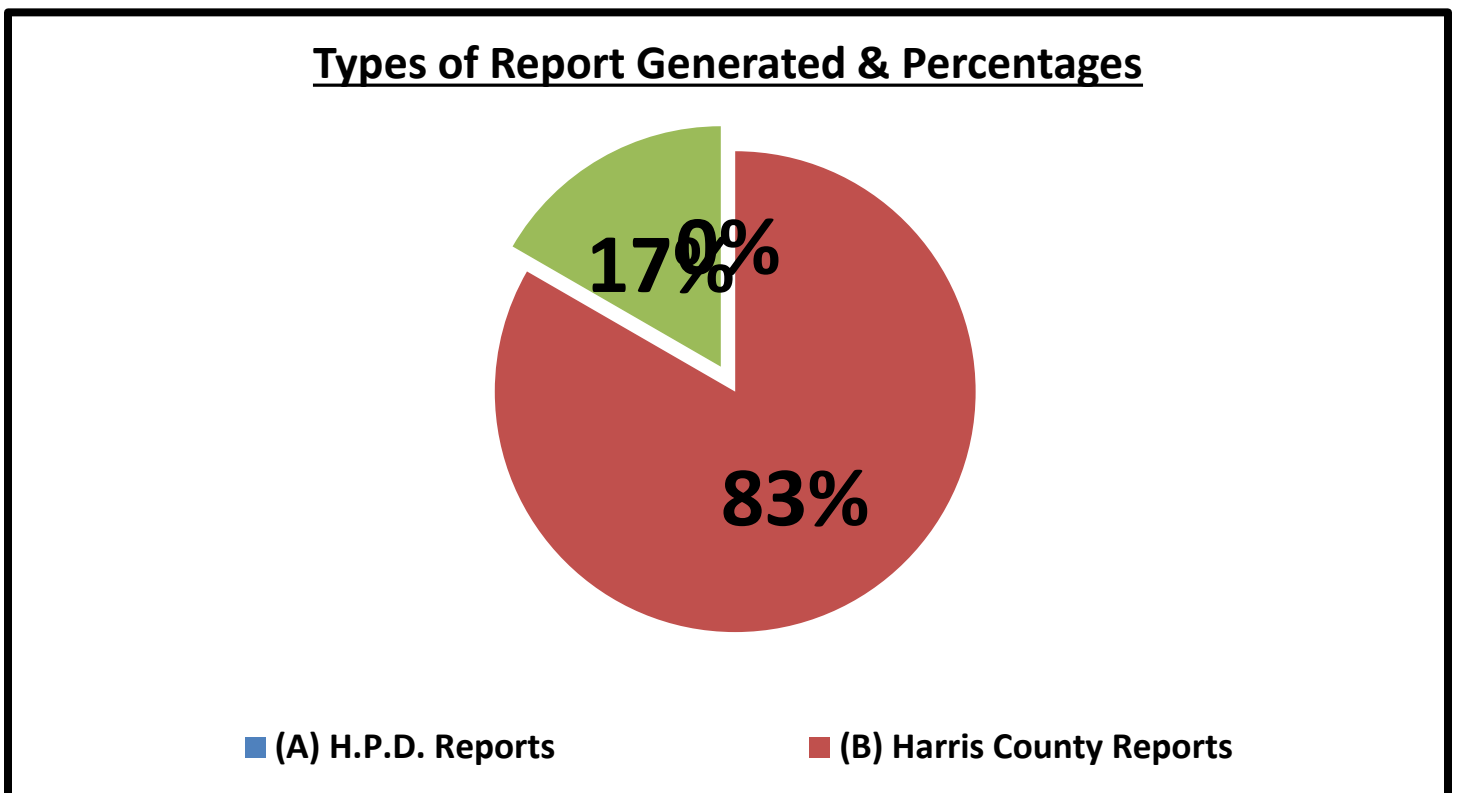
006

*	<i>Offense/Incident Reports</i>	87S12	7S14	7S24	7S34	TOT	AVER	%
(A)	H.P.D. Reports	0	0	0	0	0	0.0	0%
(B)	Harris County Reports	2	0	1	2	5	1.0	83%
(C)	Crash Investigation Reports	0	1	0	0	1	0.2	17%
(D)	<i>Totals</i>	2	1	1	2	6	1.2	100%

H. Report Generation Percentages:



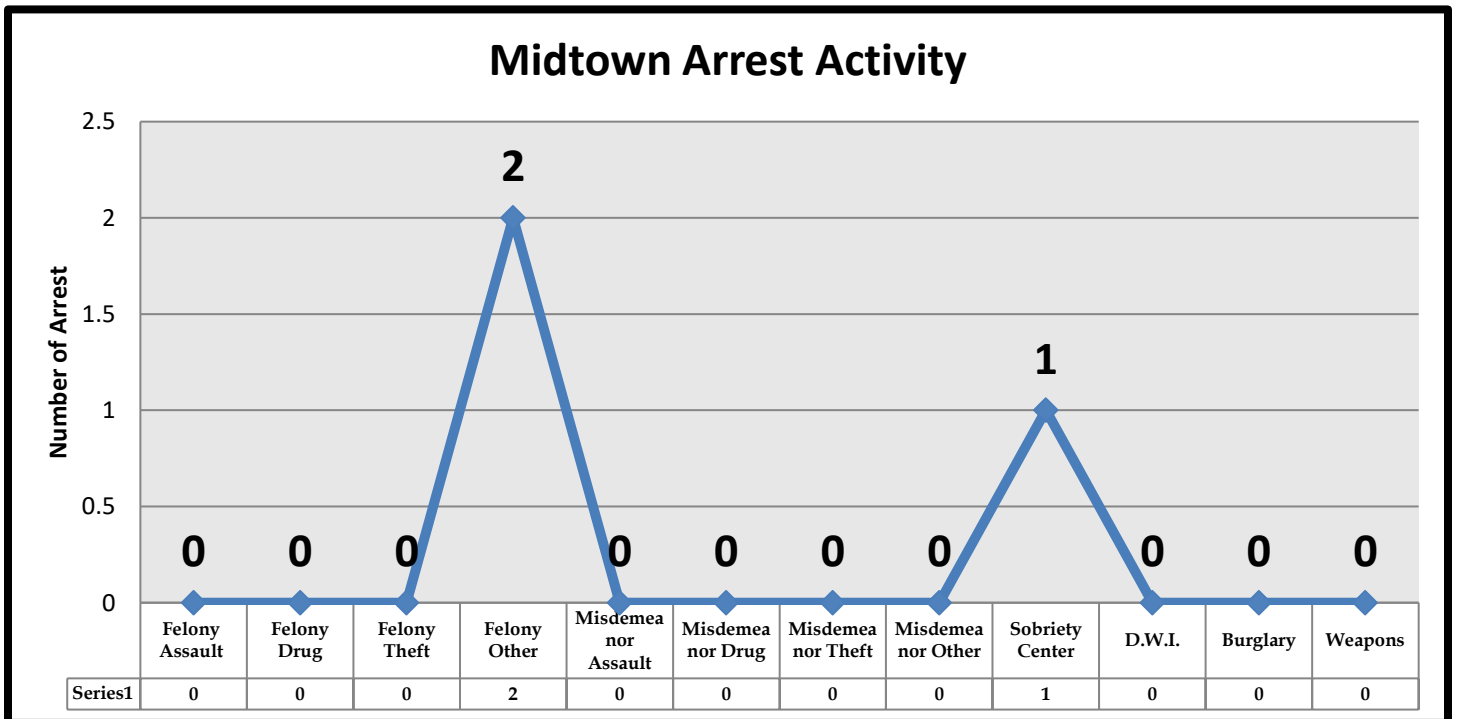
I. Percentages:



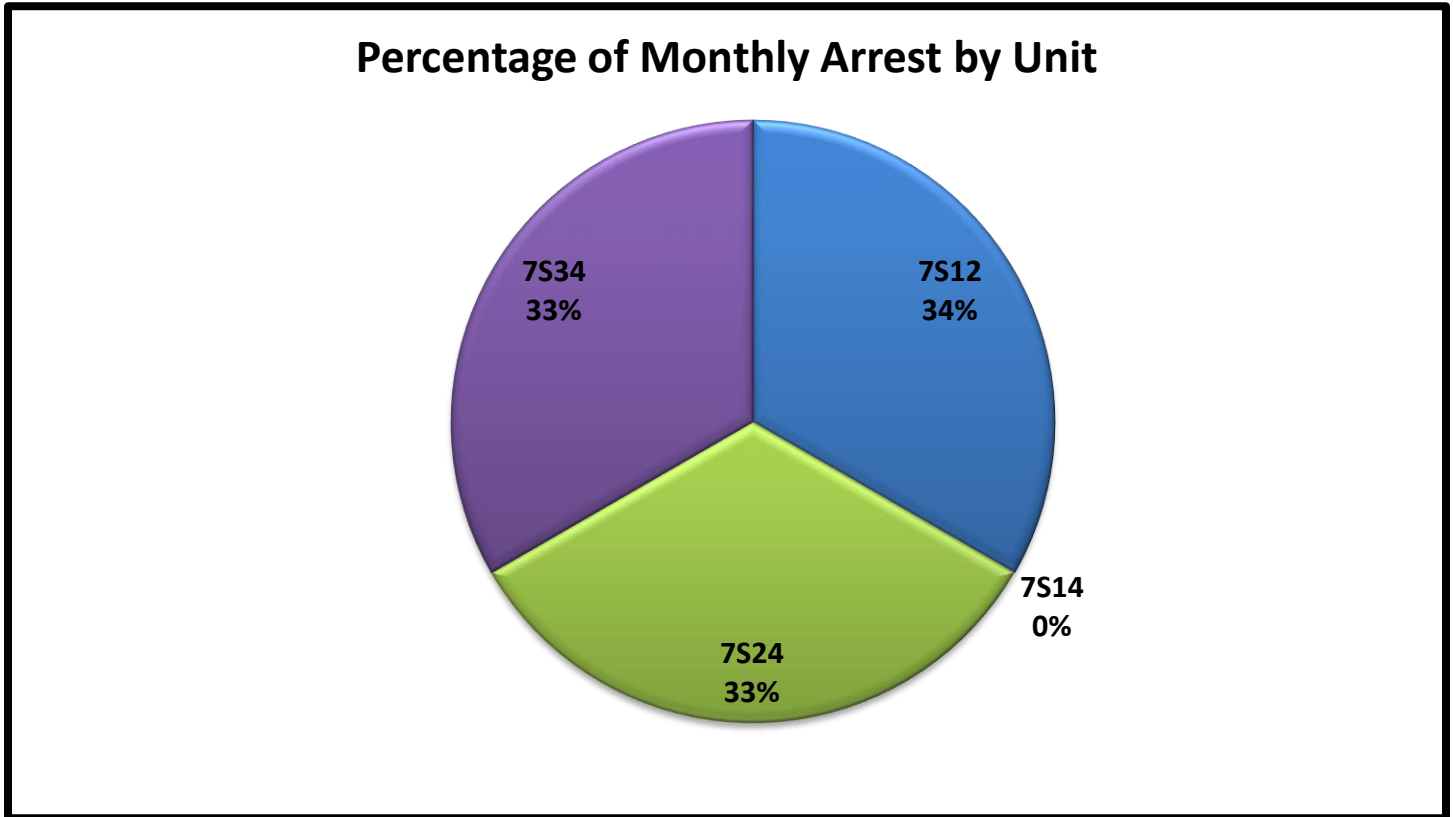
J. Types of Criminal Arrests Monthly Total:

*	Types of Criminal Arrests	87S12	7S14	7S24	7S34	TOT	AVER	%
A	Felony Assault	0	0	0	0	0	0.0	0%
B	Felony Drug	0	0	0	0	0	0.0	0%
C	Felony Theft	0	0	0	0	0	0.0	0%
D	Felony Other	1	0	1	0	2	0.4	67%
E	Misdemeanor Assault	0	0	0	0	0	0.0	0%
F	Misdemeanor Drug	0	0	0	0	0	0.0	0%
G	Misdemeanor Theft	0	0	0	0	0	0.0	0%
H	Misdemeanor Other	0	0	0	0	0	0.0	0%
I	Sobriety Center	0	0	0	1	1	0.2	33%
J	D.W.I.	0	0	0	0	0	0.0	0%
K	Burglary	0	0	0	0	0	0.0	0%
L	Weapons	0	0	0	0	0	0.0	0%
M	Totals	1	0	1	1	3	0.6	100%

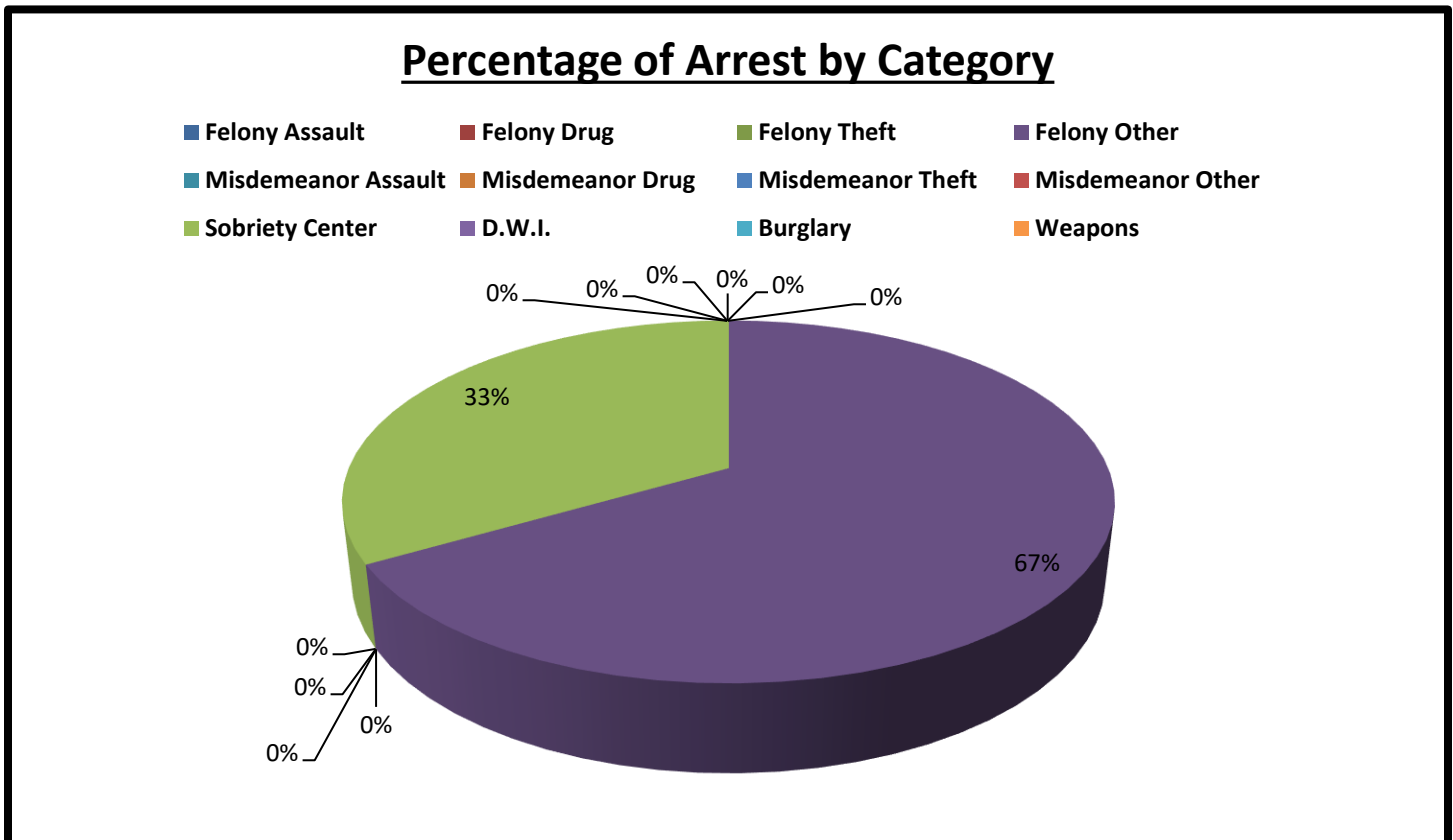
K. Types of Criminal Arrests Monthly Total:



L. Types of Criminal Arrests Monthly Total:



M. Types of Criminal Arrests Monthly Total:



N. Executed Warrant Monthly Total:

002

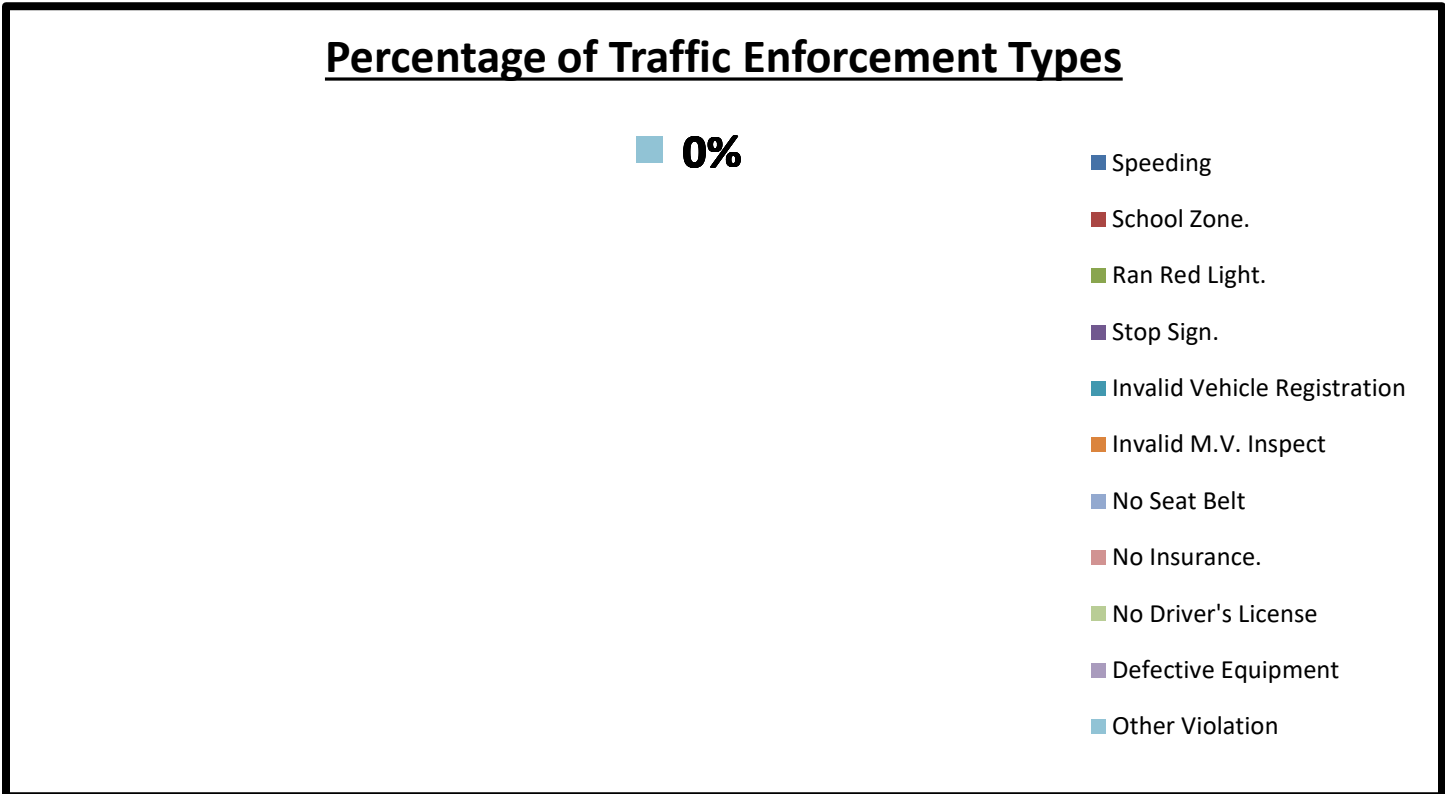
*	Executed Warrants	87S12	7S14	7S24	7S34	TOT	AVER	%
(A)	Felony Warrants	1	0	1	0	2	0.4	100%
(B)	Misdemeanor Warrants	0	0	0	0	0	0.0	0%
(C)	Totals	1	0	1	0	2	0.4	100%

O. Traffic Law Enforcement Total:

006

*	Traffic Enforcement	7S12	7S14	7S24	7S34	TOT	AVER	%
A	Speeding	0	0	0	0	0	0.0	#DIV/0!
B	School Zone.	0	0	0	0	0	0.0	#DIV/0!
C	Ran Red Light.	0	0	0	0	0	0.0	#DIV/0!
D	Stop Sign.	0	0	0	0	0	0.0	#DIV/0!
E	Invalid Vehicle Registration	0	0	0	0	0	0.0	#DIV/0!
F	Invalid M.V. Inspect	0	0	0	0	0	0.0	#DIV/0!
G	No Seat Belt	0	0	0	0	0	0.0	#DIV/0!
H	No Insurance.	0	0	0	0	0	0.0	#DIV/0!
I	No Driver's License	0	0	0	0	0	0.0	#DIV/0!
J	Defective Equipment	0	0	0	0	0	0.0	#DIV/0!
K	Other Violation	0	0	0	0	0	0.0	#DIV/0!
L	Written Warnings	0	0	0	0	0	0.0	0%
M	Verbal Warning	1	0	0	5	6	1.2	100%
N	Citation	0	0	0	0	0	0.0	0%
O	Total Violations	1	0	0	5	6	1.2	100%

P. Traffic Law Enforcement Total:



Q. Citations vs. Warnings Monthly Total:

006

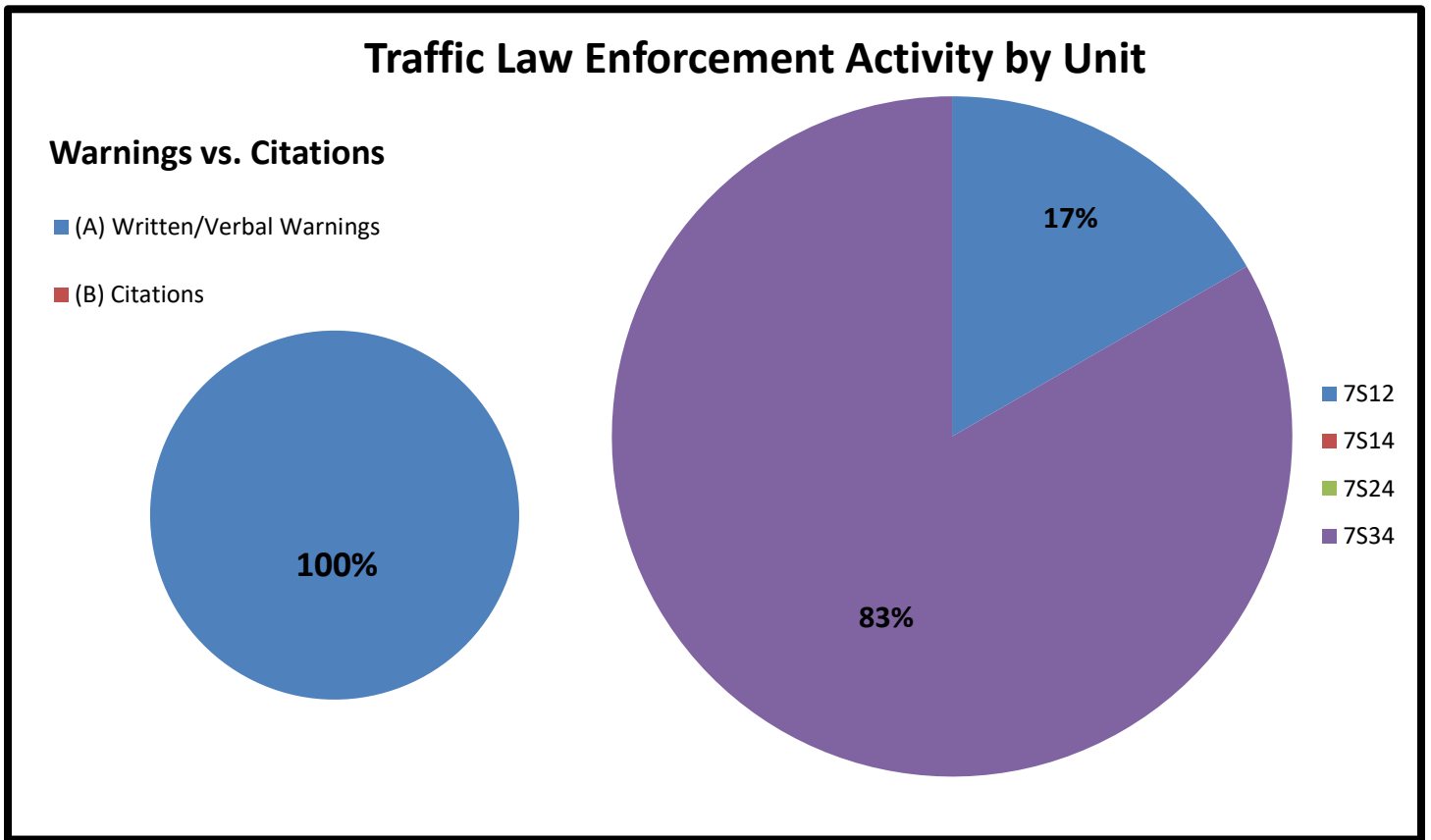
*	<i>Warnings vs. Citations</i>	7S12	7S14	7S24	7S34	TOT	AVER	%
(A)	Written/Verbal Warnings	1	0	0	5	6	1.2	100%
(B)	Citations	0	0	0	0	0	0.0	0%
(C)	<i>Totals</i>	1	0	0	5	6	1.2	100%

R. Sources of Calls for Service Monthly Total:

0315

<i>Sources of Calls for Service</i>	7S12	7S14	7S24	7S34	TOT	AVER	%
On View	0	0	7	0	7	1.4	2%
Dispatched	0	10	12	8	30	6.0	10%
Self-Initiated	46	118	35	79	278	55.6	88%
<i>Totals</i>	46	128	54	87	315	63.0	100%

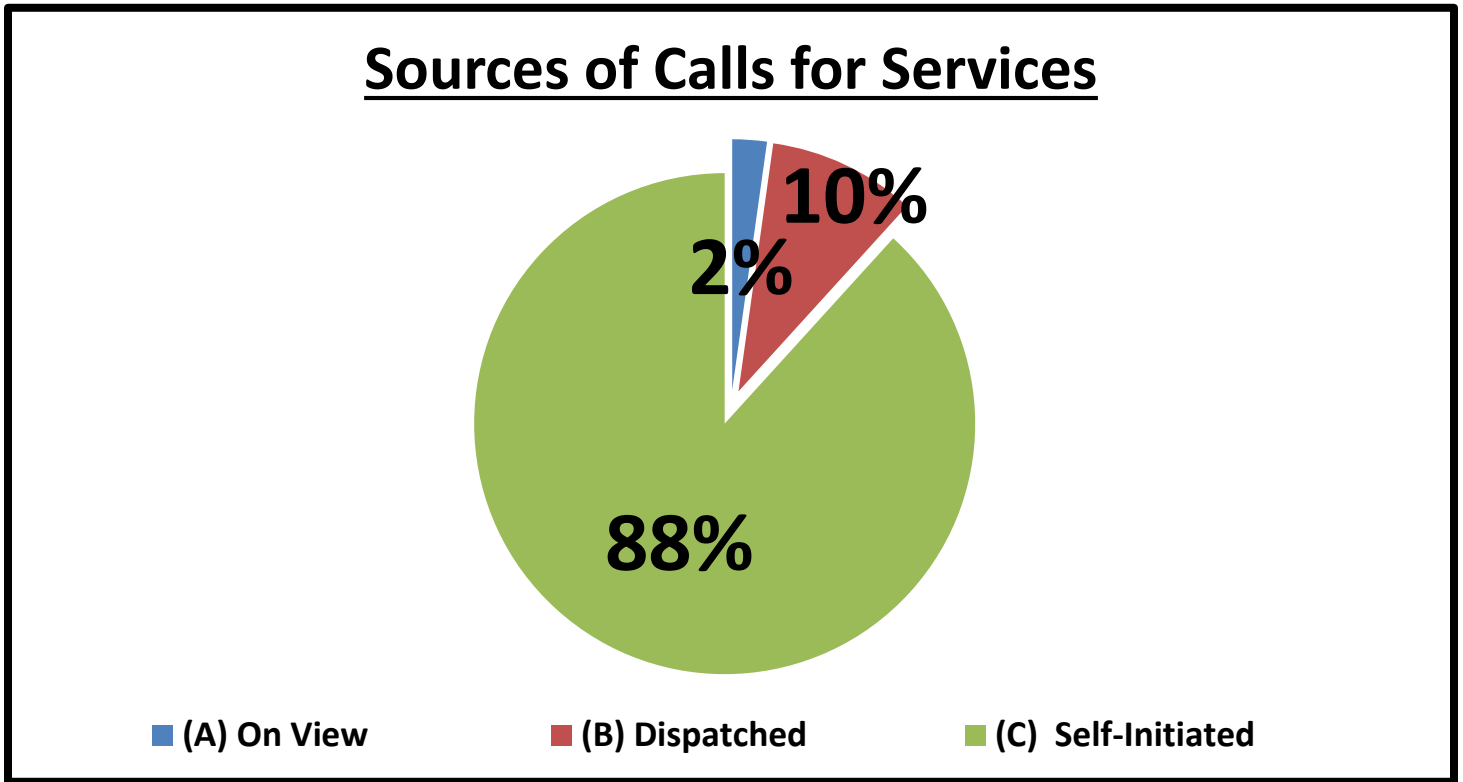
S. Traffic Law Enforcement Activity Percentages:



T. Sources of Calls for Service Percentages:

*	Sources of Calls for Service	87S12	7S14	7S24	7S34	TOT
(A)	On View	0%	0%	13%	0%	2%
(B)	Dispatched	0%	8%	22%	9%	10%
(C)	Self-Initiated	100%	92%	65%	91%	88%
(D)	<i>Totals</i>	100%	100%	100%	100%	100%

U. Sources of Calls for Service Percentages:



V. Free Reserve Personnel Time Utilized in Contract Monthly Total: 016

*	Free Reserve Personnel Time	87S12	7S14	7S24	7S34		TOT	AVER	%
(A)	Totals	0	8	8	0		16	3.2	100%

W. Mileage Total: 1614

*	Mileage	87S12	7S14	7S24	7S34		TOT	AVER	%
(A)	Totals	136	409	385	684		1614	322.8	508%

X. Incident Summaries:

01.	FEBRUARY 06, 2020	2300 HOURS	THEFT			DEPUTY N. ANTON	
	NIGHTSHIFT:	3500 MAIN ST	MIDTOWN	"M"	HC:	2002-00059	
<p>On February 06, 2019, a Thursday, at 2325 hours, while on patrol in the "Midtown Contract", Deputy N. Anton was performing routine patrol and law enforcement services when I (Deputy N. Anton) was dispatched to the listed location in regard to a theft. I investigated the event and generated a Harris County offense report. The patrol activity type is "PAT=U".</p>							

02.	FEBRUARY 07, 2020	1000 HOURS	WARRANT ARREST			DEPUTY T. ROE	
	DAYSHIFT:	3400 FANNIN ST	MIDTOWN	"M"	HC:	2002-00063	
<p>On February 07, 2019, a Friday, at 1000 hours, while on patrol in the "Midtown Contract", Deputy T. Roe was performing routine patrol and law enforcement services when I (Deputy T. Roe) was dispatched to the listed location in regard to a combative male. One suspect was detained and taken into custody for an open felony parole violation. The patrol activity type is "PAT=D".</p>							

03.	FEBRUARY 15, 2020	0000 HOURS	PUBLIC INTOXICATION			DEPUTY N. ANTON	
	NIGHTSHIFT:	4200 CAROLINE ST	MIDTOWN	"M"	HC:	2002-00123	
<p>On February 15, 2020, a Saturday, at 0019 hours, while on patrol in the "Midtown Contract", Deputy N. Anton was performing routine patrol and law enforcement services when I (Deputy N. Anton) observed a suspicious person. During the course of the field investigation, I determine individual was intoxicated and danger to themselves and others. Individual was arrested and transported to Houston Sobering Center. A report was generated. The patrol activity type is "PAT=D".</p>							

04.	FEBRUARY 20, 2020	1300 HOURS	HARASSMENT			DEPUTY T. ROE	
	DAYSHIFT:	1100 HOLMAN	MIDTOWN	"M"	HC:	2002-00161	
<p>On February 20,2020, a Thursday, at 1300 hours, while on patrol in the "Midtown Contract", Deputy T. Roe was performing routine patrol and law enforcement services when I (Deputy T. Roe) was dispatched to the listed location in regard to an alleged terroristic threat. Upon a further investigation it was determined that the call was a harassment. One report was taken in regards after all investigations were completed. The patrol activity type is "PAT=Q".</p>							

05.	FEBRUARY 23, 2020	1400 HOURS	MINOR ACCIDENT			DEPUTY A. CHAMBERS	
	DAYSHIFT:	1100 HOLMAN	MIDTOWN	"N/A"	HC:	2002-00184	
<p>On February 23,2020, a Sunday, at 1417 hours, while on patrol in the "Midtown Contract", Deputy A. Chambers was performing routine patrol and law enforcement services when I (Deputy A. Chambers) was dispatched to the listed location in regard to minor accident. Deputy conducted a short investigation and an accident report was generated. The patrol activity type is "PAT=Y".</p>							

06.	FEBRUARY 27, 2020	0100 HOURS	WARRANT ARREST			DEPUTY A. CLOPTON	
	EVENINGSHIFT:	AUSTIN/MCILHENNY	MIDTOWN	"F"	HC:	2002-00217	
	<p>On February 27, 2020, a Thursday, at 0150 hours, while on patrol in the "Midtown Contract", Deputy A. Clopton was performing routine patrol and law enforcement services when I (Deputy A. Clopton) observed a suspicious vehicle. Deputy initiated a traffic stop and found one male to have an open parole warrant. The patrol activity type is "PAT=E".</p>						

Sergeant Odell Haynes

Sergeant Odell Haynes
 Contract Sergeant, Field Operations
 Harris County Constable's Office of Precinct "7"
 713-643-6602 OR 832-788-1013