



MAY WALKER, CONSTABLE
PRECINCT SEVEN
HARRIS COUNTY, TEXAS

MAIN OFFICE
5300 Griggs Road
Houston, Texas 77021
PHONE (713) 643-6602
FAX (713) 643-3401

Date: March 18, 2019

From: Sergeant Odell Haynes
Contract Sergeant, Field Operations
Harris County Constable's Office of Precinct "7"

To: Midtown Management District
Public Safety Committee & Midtown Management Board of Directors

Subject: February Monthly Productivity Analysis Report
Enclosure: **MPAR – February 2019**
Distribution: Executive Command Staff & Board of Directors & Management Company

The purpose of this "**Monthly Productivity Analysis Report**" (M.P.A.R.) is to provide the executive command staff with the appropriate data to analyze the productivity of assigned personnel and their shifts' activities to allow for the validation of individual and divisional performance evaluations. With regard to the specific contents of the report, there are 18 distinctive component parts of this report. These components are enumerated below:

- | | |
|--|---|
| 01. Patrol Activity Details | 10. Traffic Enforcement Report |
| 02. Patrol Activity Analytical Summary | 11. Trends & Percentages of Traffic |
| 03. Patrol Activity Percentages & Trends | 12. Citation & Warning Issuance Review |
| 04. Security Checks Report | 13. Call for Service Report (<i>C.F.S.</i>) |
| 05. Security Checks Percentages & Trends | 14. Trends & Percentages for <i>C.F.S.</i> |
| 06. Crisis Intervention Disposition Report | 15. Overtime Report (service at no Cost) |
| 07. Offense/Incident Generation Report | 16. Reserve Deputy Use (at no Cost) |
| 08. Criminal Arrest Types Report | 17. Incident Summarization |
| 09. Warrant Execution Report | 18. Hotspot Report Data Review |

A cursory analysis of the statistical data from this report should be demonstrative of the quality of performance of this agency in realizing the contractual obligations and the overall achievement of the goals and objectives of this Agency and the Contract Division.

1771 total miles were driven, and the shift responded to **0601** total service calls and conducted **002** crash investigations. The shift issued **00** traffic citations, made **02** arrests and handled **011** enforcement service-related calls.

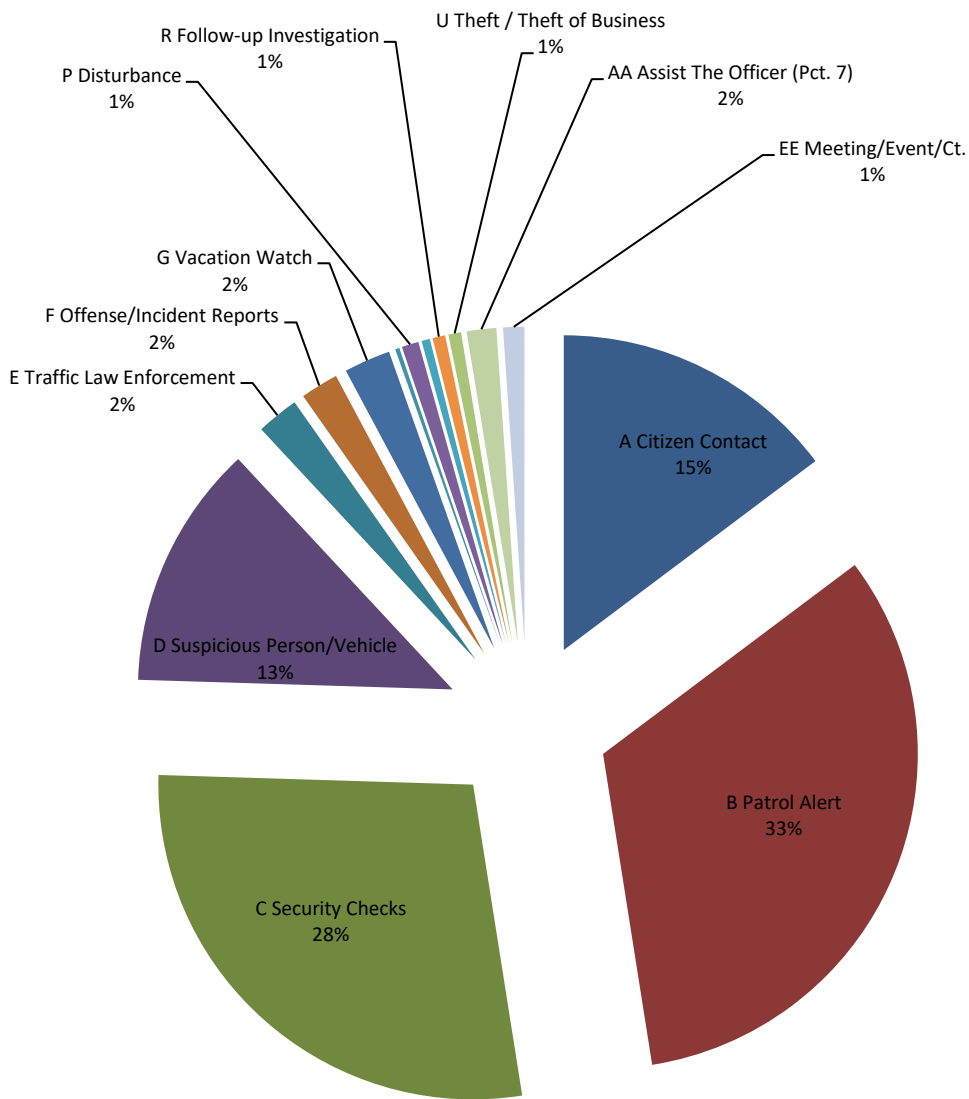
A. Patrol Activity Monthly Total:

0461

* Patrol Activity Types	87S12	7S14	7S24	7S34	TOT	AVER	%				
A Citizen Contact	3	25	24	16	68	13.6	15%				
B Patrol Alert	1	22	0	128	151	30.2	33%				
C Security Checks	26	60	13	30	129	25.8	28%				
D Suspicious Person/Vehicle	19	7	28	4	58	11.6	13%				
E Traffic Law Enforcement	0	2	1	7	10	2.0	2%				
F Offense/Incident Reports	1	7	0	1	9	1.8	2%				
G Vacation Watch	0	0	0	11	11	2.2	2%				
H Open Door / Window	0	0	0	0	0	0.0	0%				
I Assist Contract Citizen	0	0	0	0	0	0.0	0%				
J Welfare Check / Med.	0	0	0	0	0	0.0	0%				
K Traffic Initiative	1	0	0	0	1	0.2	0%				
L Traffic Hazard	0	0	0	0	0	0.0	0%				
M Animal Humane	0	0	0	0	0	0.0	0%				
N Alarms	0	0	0	0	0	0.0	0%				
O Mental Cases (171)	0	0	0	0	0	0.0	0%				
P Disturbance	1	0	3	0	4	0.8	1%				
Q Criminal Investigation	0	0	0	2	2	0.4	0%				
R Follow-up Investigation	0	2	1	0	3	0.6	1%				
S Criminal Mischief	0	0	0	0	0	0.0	0%				
T Burglary Residence/Vehicle	0	0	0	0	0	0.0	0%				
U Theft / Theft of Business	1	1	0	1	3	0.6	1%				
V Citizen Assaulted	0	0	0	0	0	0.0	0%				
W Robbery of an Individual	0	0	0	0	0	0.0	0%				
X Trespass Warning	0	0	0	0	0	0.0	0%				
Y Major/Minor Crash	0	0	0	0	0	0.0	0%				
Z Child Custody Disputes	0	0	0	0	0	0.0	0%				
AA Assist The Officer (Pct. 7)	0	1	2	4	7	1.4	2%				
BB Runaway Missing Persons	0	0	0	0	0	0.0	0%				
CC Assisted LEA	0	0	0	0	0	0.0	0%				
DD Solicitors	0	0	0	0	0	0.0	0%				
EE Meeting/Event/Ct.	0	5	0	0	5	1.0	1%				
MONTH TOTALS					53	132	72	204	461	92.2	100%

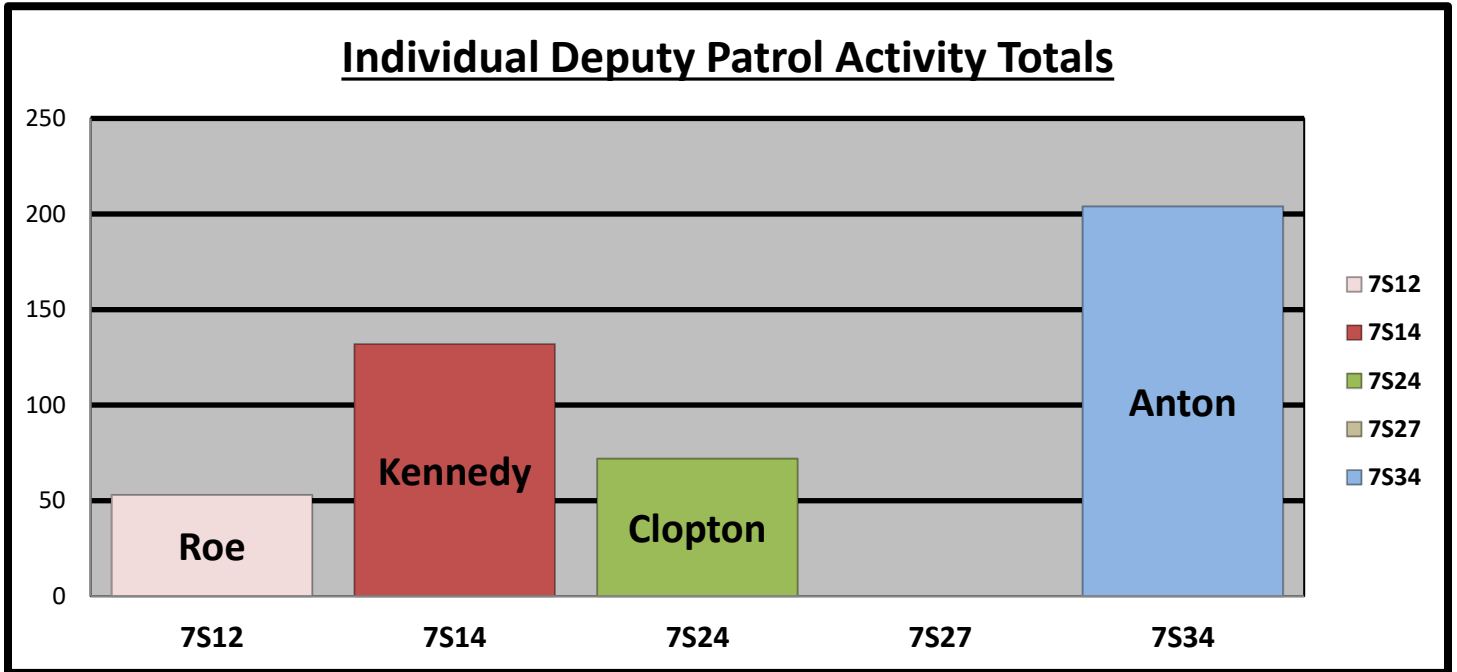
A1. Patrol Activity Percentage:

Percentage of Patrol Activity



- | | | | |
|-------------------------------|------------------------------|----------------------------------|--------------------------------|
| ■ A Citizen Contact | ■ B Patrol Alert | ■ C Security Checks | ■ D Suspicious Person/Vehicle |
| ■ E Traffic Law Enforcement | ■ F Offense/Incident Reports | ■ G Vacation Watch | ■ H Open Door / Window |
| ■ I Assist Contract Citizen | ■ J Welfare Check / Med. | ■ K Traffic Initiative | ■ L Traffic Hazard |
| ■ M Animal Humane | ■ N Alarms | ■ O Mental Cases (171) | ■ P Disturbance |
| ■ Q Criminal Investigation | ■ R Follow-up Investigation | ■ S Criminal Mischief | ■ T Burglary Residence/Vehicle |
| ■ U Theft / Theft of Business | ■ V Citizen Assaulted | ■ W Robbery of an Individual | ■ X Trespass Warning |
| ■ Y Major/Minor Crash | ■ Z Child Custody Disputes | ■ AA Assist The Officer (Pct. 7) | ■ BB Runaway Missing Persons |
| ■ CC Assisted LEA | ■ DD Solicitors | ■ EE Meeting/Event/Ct. | |

B. Patrol Activity by Midtown Management District Personnel:

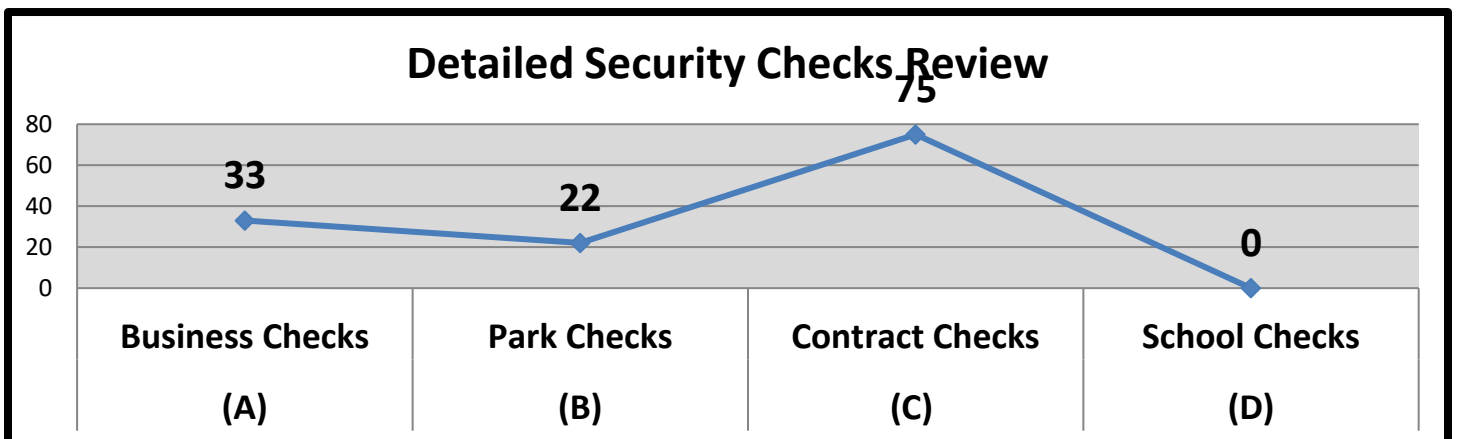


C. Security Checks Monthly Total:

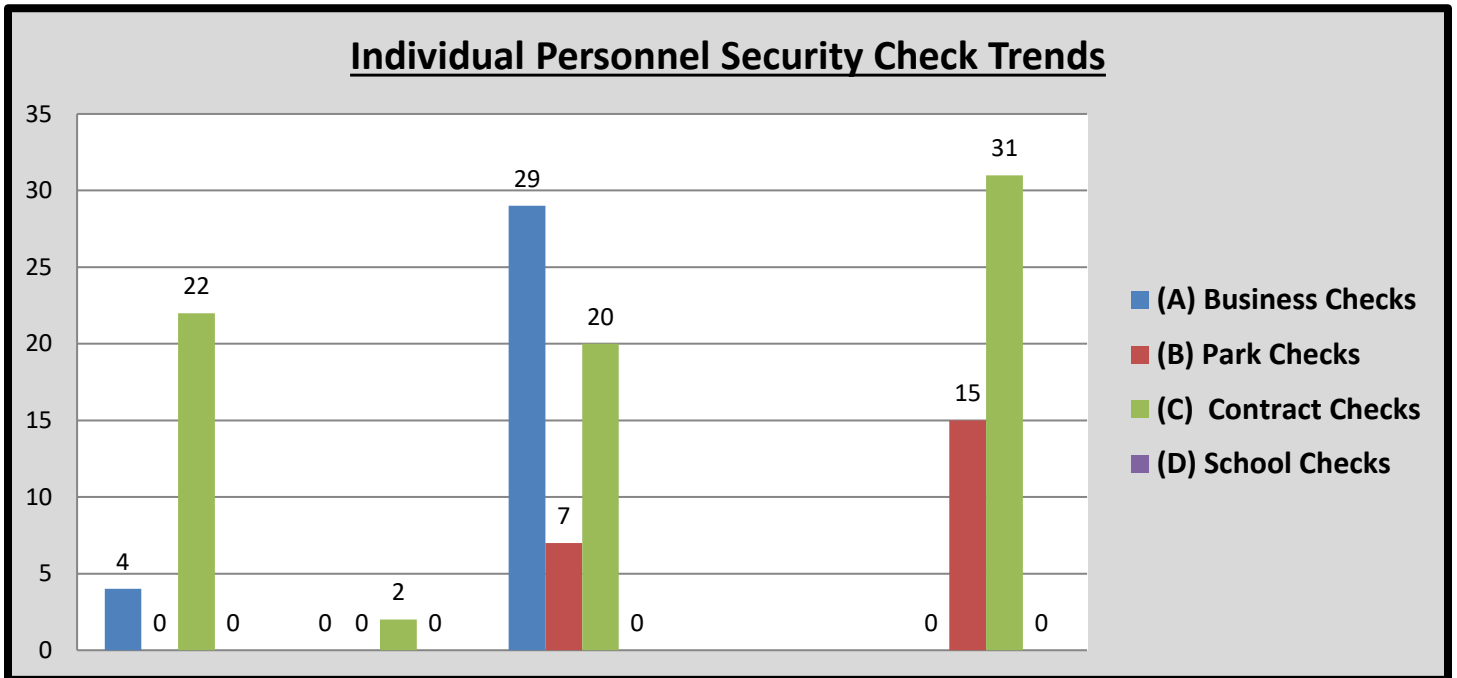
130

*	Security Checks	7S12	7S14	7S24	7S34	TOT	AVER	%
(A)	Business Checks	4	0	29	0	33	6.6	25%
(B)	Park Checks	0	0	7	15	22	4.4	17%
(C)	Contract Checks	22	2	20	31	75	15.0	58%
(D)	School Checks	0	0	0	0	0	0.0	0%
(E)	<i>Totals</i>	26	2	56	46	130	26.0	100%

D. Detailed Security Checks Monthly:



E. Individual Personnel Security Check Trends:



F. CIT/MHO Dispositions Monthly Total:

001

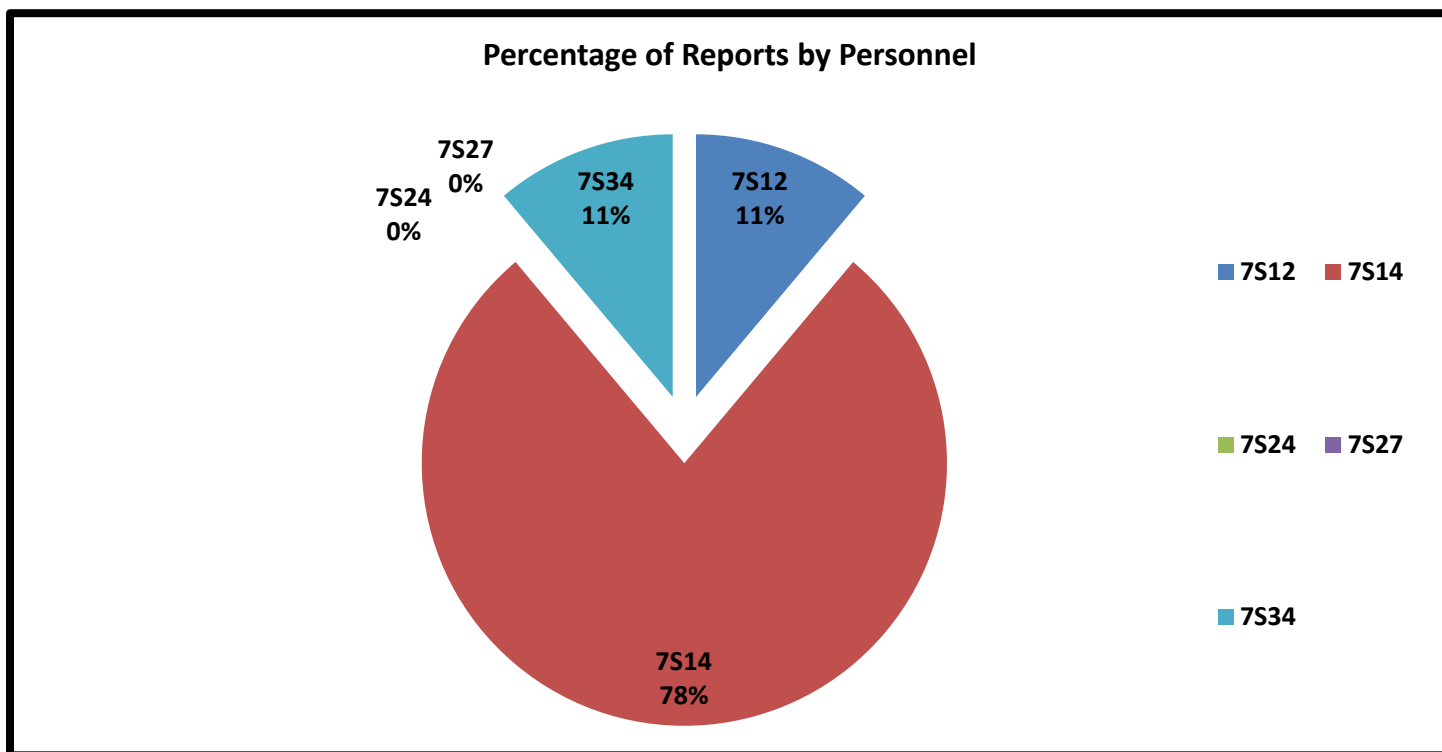
* C.I.T. Dispositions	87S12	7S14	7S24	7S34	TOT	AVER	%
(A) CIT/MHO Outside Referral	0	0	0	0	0	0.0	0%
(B) CIT/MHO Transport	0	0	0	0	0	0.0	0%
(C) CIT/MHO CIT Contact	0	0	0	0	0	0.0	0%
(D) CIT/MHO Arrest	0	0	0	1	1	0.2	100%
(E) Totals	0	0	0	1	1	0.2	100%

G. Offense/Incident Reports Monthly Total:

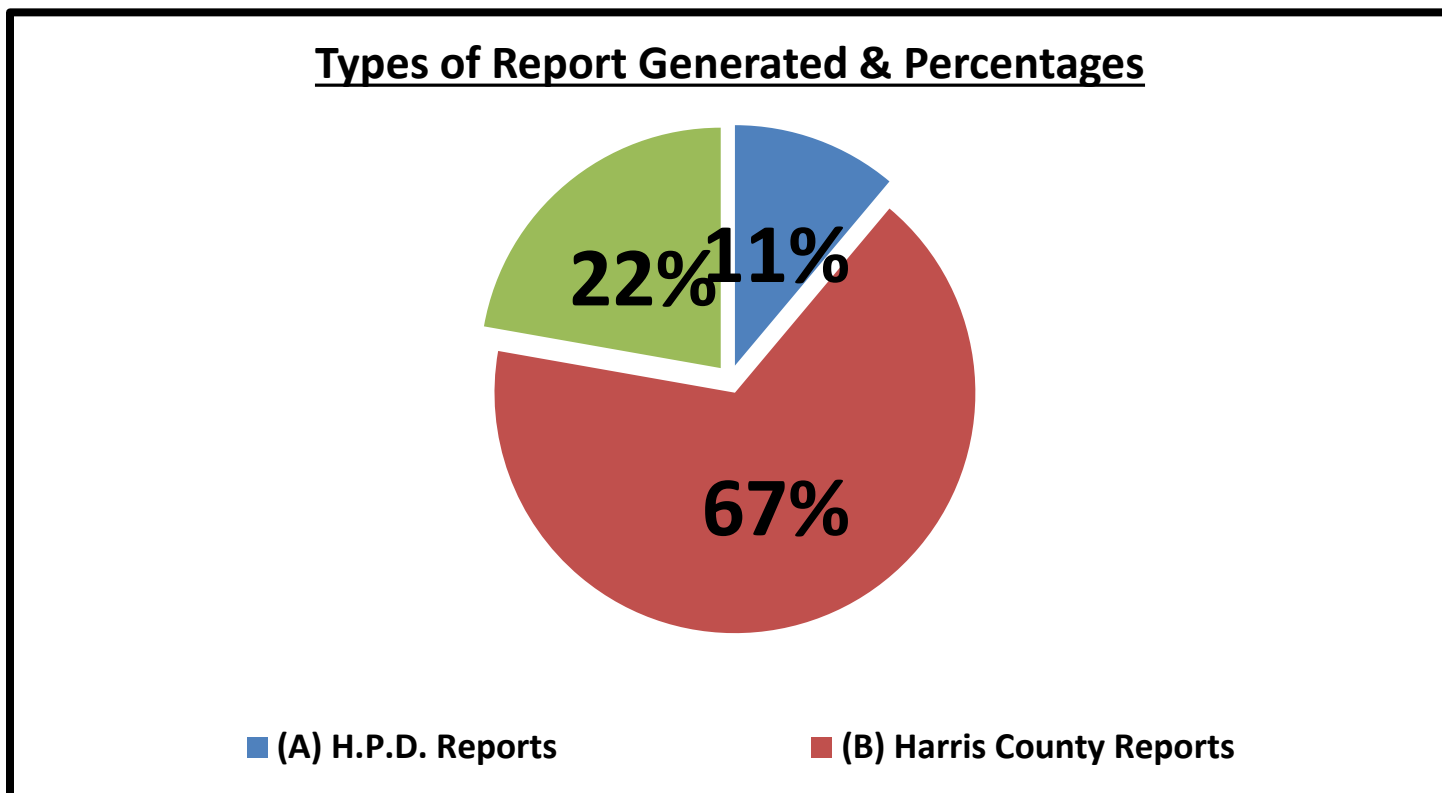
009

* Offense/Incident Reports	87S12	7S14	7S24	7S34	TOT	AVER	%
(A) H.P.D. Reports	1	0	0	0	1	0.2	11%
(B) Harris County Reports	0	5	0	1	6	1.2	67%
(C) Crash Investigation Reports	0	2	0	0	2	0.4	22%
(D) Totals	1	7	0	1	9	1.8	100%

H. Report Generation Percentages:



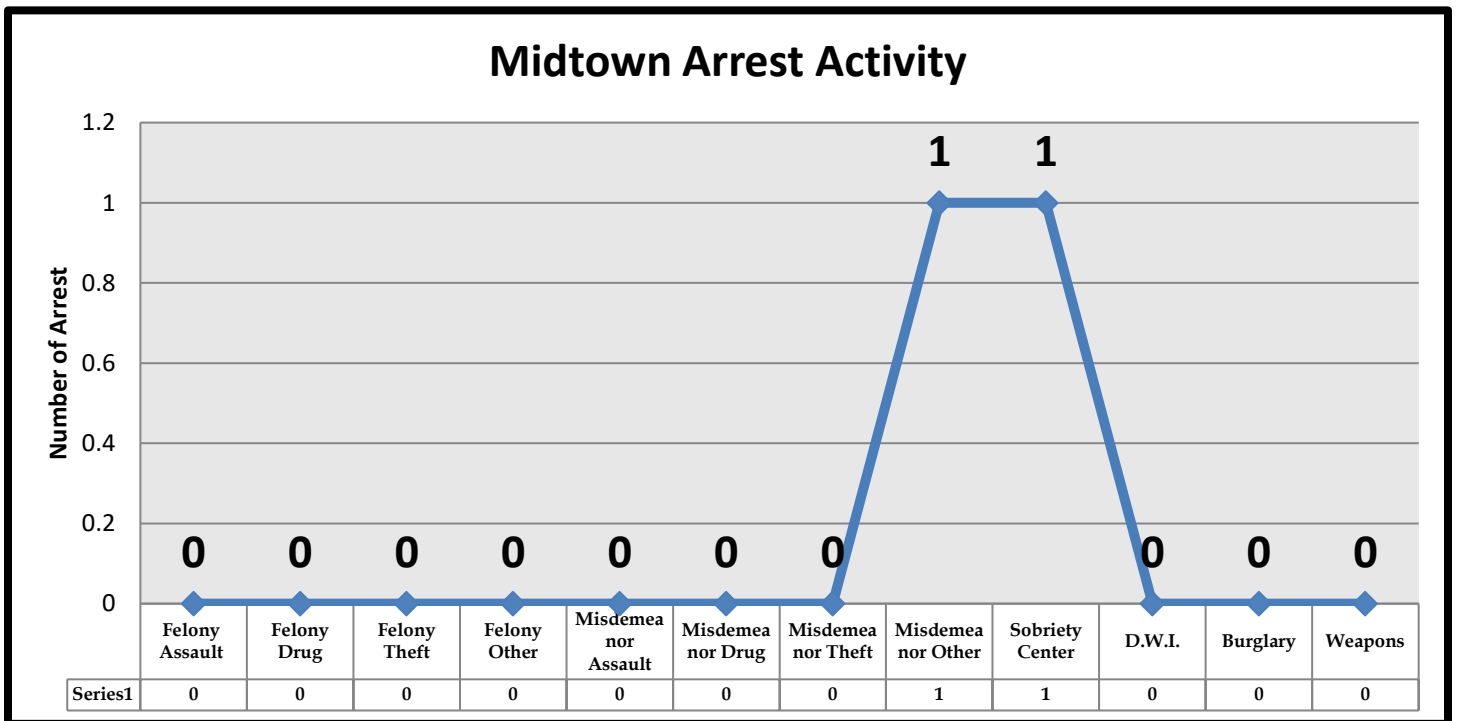
I. Percentages:



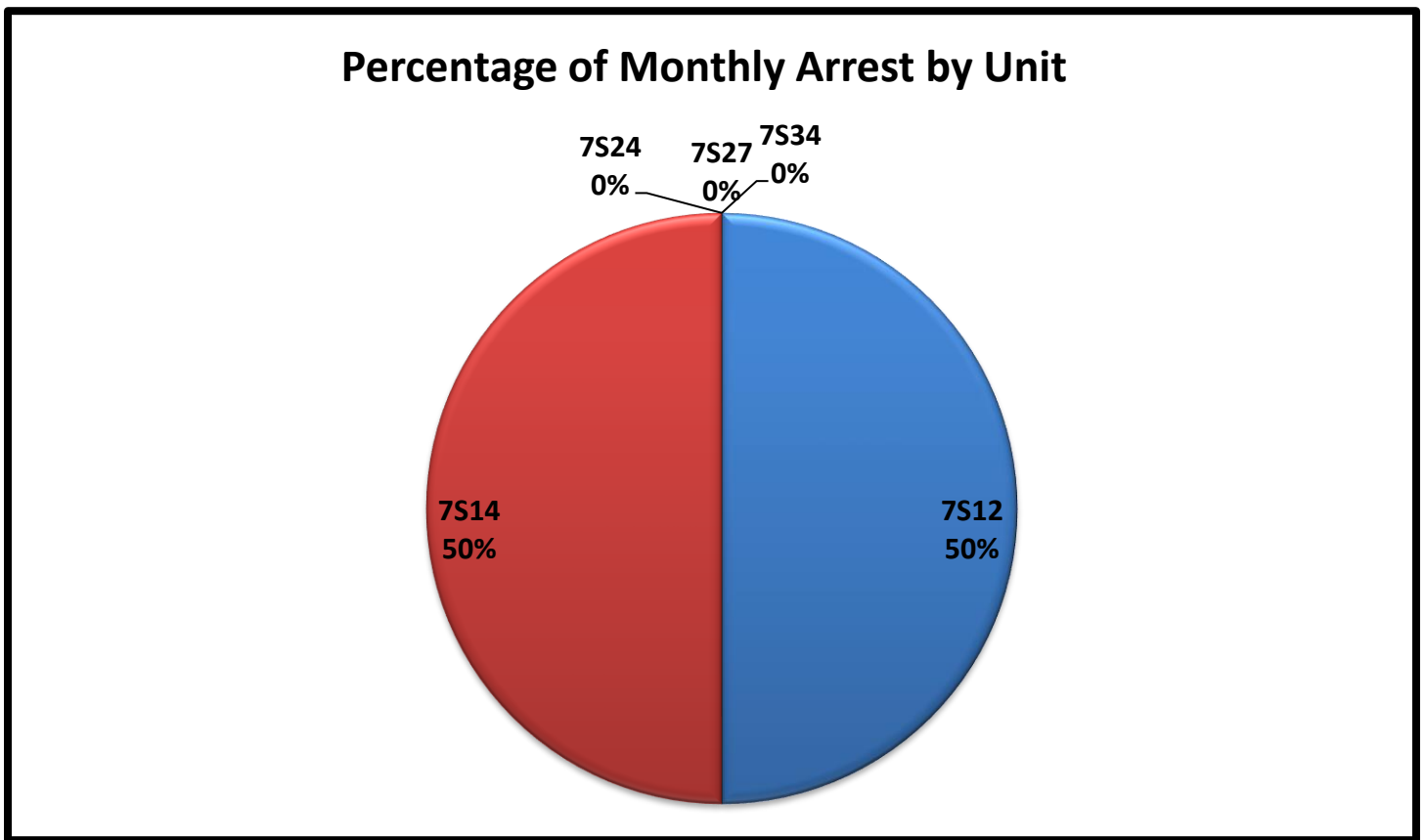
J. Types of Criminal Arrests Monthly Total:

*	Types of Criminal Arrests	87S12	7S14	7S24	7S34	TOT	AVER	%
A	Felony Assault	0	0	0	0	0	0.0	0%
B	Felony Drug	0	0	0	0	0	0.0	0%
C	Felony Theft	0	0	0	0	0	0.0	0%
D	Felony Other	0	0	0	0	0	0.0	0%
E	Misdemeanor Assault	0	0	0	0	0	0.0	0%
F	Misdemeanor Drug	0	0	0	0	0	0.0	0%
G	Misdemeanor Theft	0	0	0	0	0	0.0	0%
H	Misdemeanor Other	0	1	0	0	1	0.2	50%
I	Sobriety Center	1	0	0	0	1	0.2	50%
J	D.W.I.	0	0	0	0	0	0.0	0%
K	Burglary	0	0	0	0	0	0.0	0%
L	Weapons	0	0	0	0	0	0.0	0%
M	<i>Totals</i>	1	1	0	0	2	0.4	100%

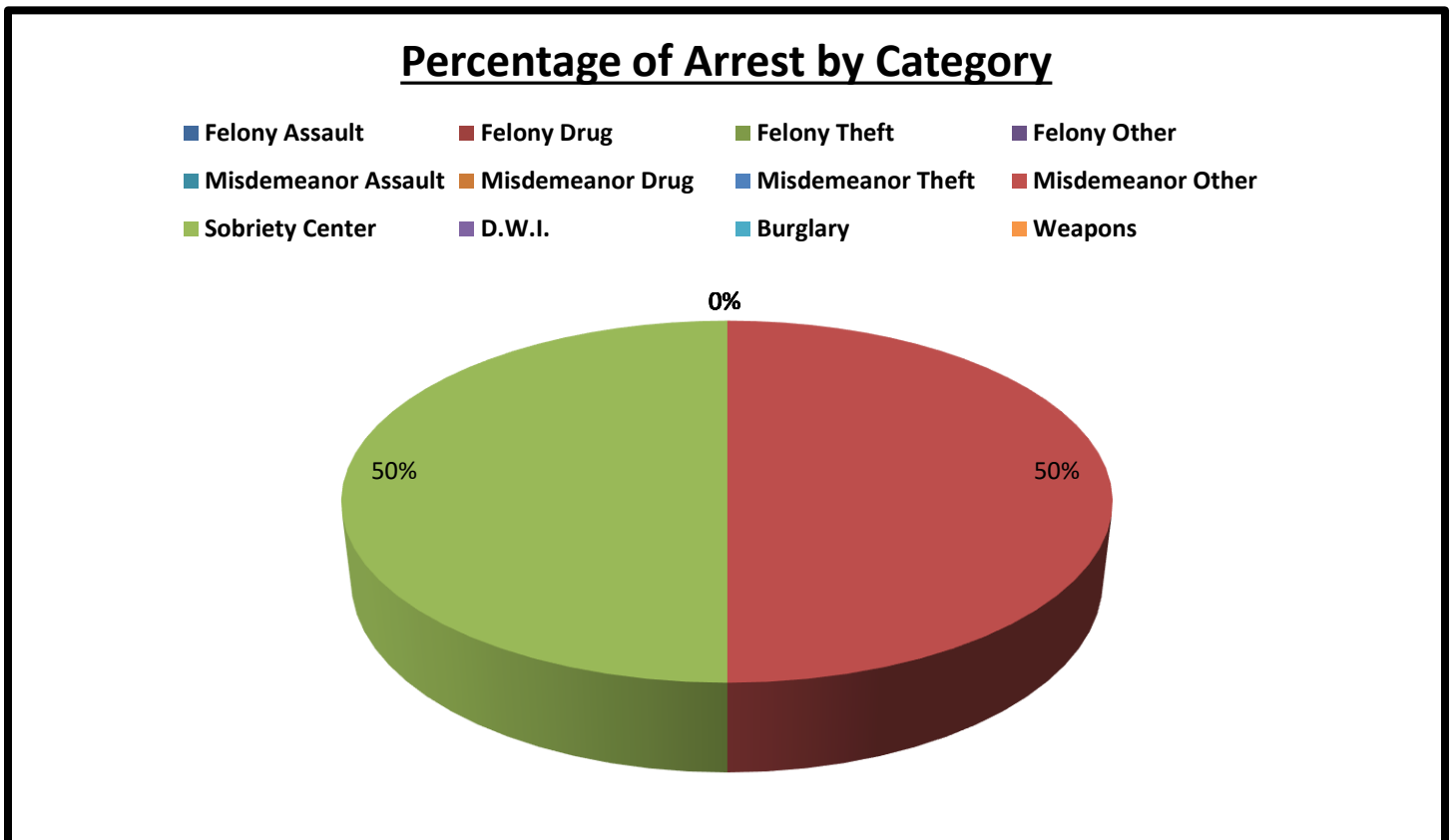
K. Types of Criminal Arrests Monthly Total:



L. Types of Criminal Arrests Monthly Total:



M. Types of Criminal Arrests Monthly Total:



N. Executed Warrant Monthly Total:

000

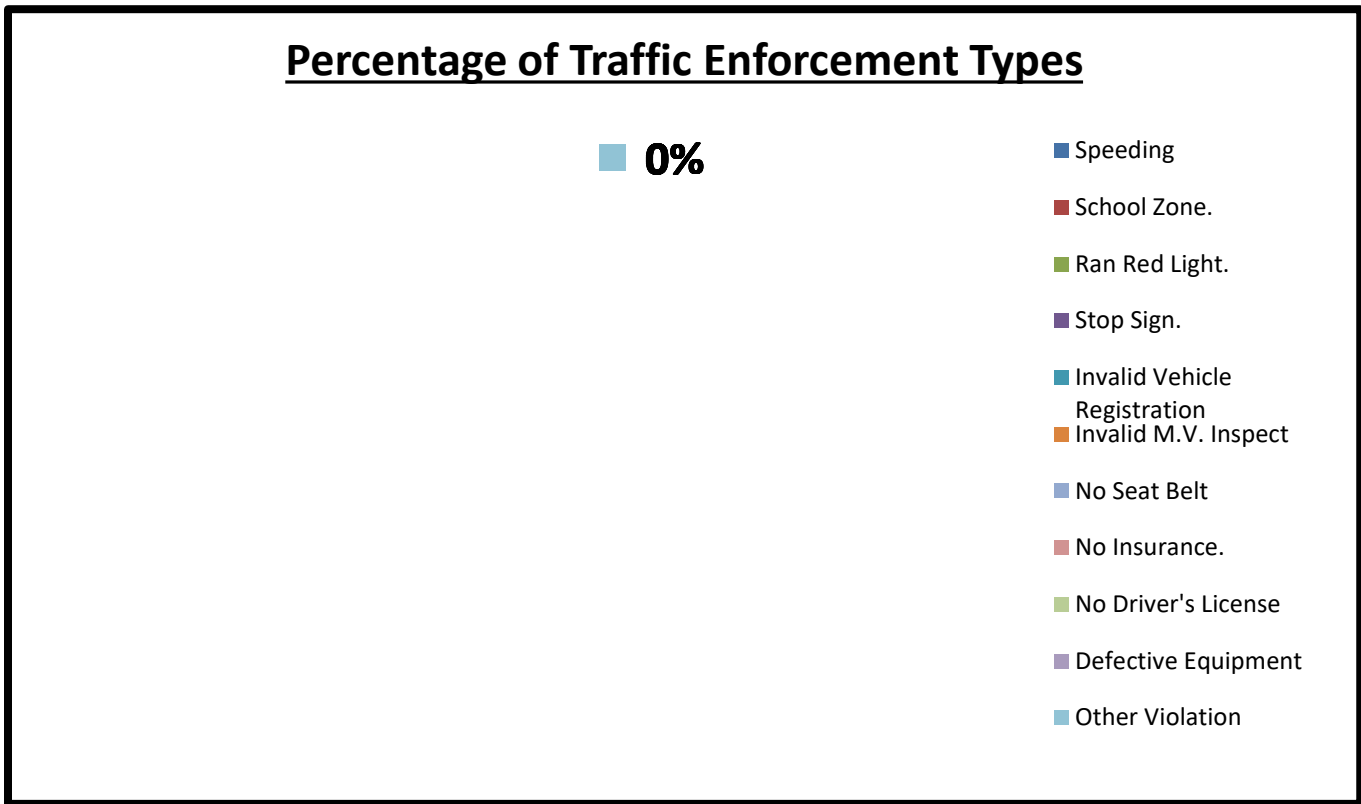
*	Executed Warrants	87S12	7S14	7S24	7S34	TOT	AVER	%
(A)	Felony Warrants	0	0	0	0	0	0.0	#DIV/0!
(B)	Misdemeanor Warrants	0	0	0	0	0	0.0	#DIV/0!
(C)	Totals	0	0	0	0	0	0.0	#DIV/0!

O. Traffic Law Enforcement Total:

009

*	Traffic Enforcement	7S12	7S14	7S24	7S34	TOT	AVER	%
A	Speeding	0	0	0	0	0	0.0	#DIV/0!
B	School Zone.	0	0	0	0	0	0.0	#DIV/0!
C	Ran Red Light.	0	0	0	0	0	0.0	#DIV/0!
D	Stop Sign.	0	0	0	0	0	0.0	#DIV/0!
E	Invalid Vehicle Registration	0	0	0	0	0	0.0	#DIV/0!
F	Invalid M.V. Inspect	0	0	0	0	0	0.0	#DIV/0!
G	No Seat Belt	0	0	0	0	0	0.0	#DIV/0!
H	No Insurance.	0	0	0	0	0	0.0	#DIV/0!
I	No Driver's License	0	0	0	0	0	0.0	#DIV/0!
J	Defective Equipment	0	0	0	0	0	0.0	#DIV/0!
K	Other Violation	0	0	0	0	0	0.0	#DIV/0!
L	Written Warnings	0	0	0	0	0	0.0	0%
M	Verbal Warning	0	2	0	7	9	1.8	100%
N	Citation	0	0	0	0	0	0.0	0%
O	Total Violations	0	2	0	7	9	1.8	100%

P. Traffic Law Enforcement Total:



Q. Citations vs. Warnings Monthly Total:

009

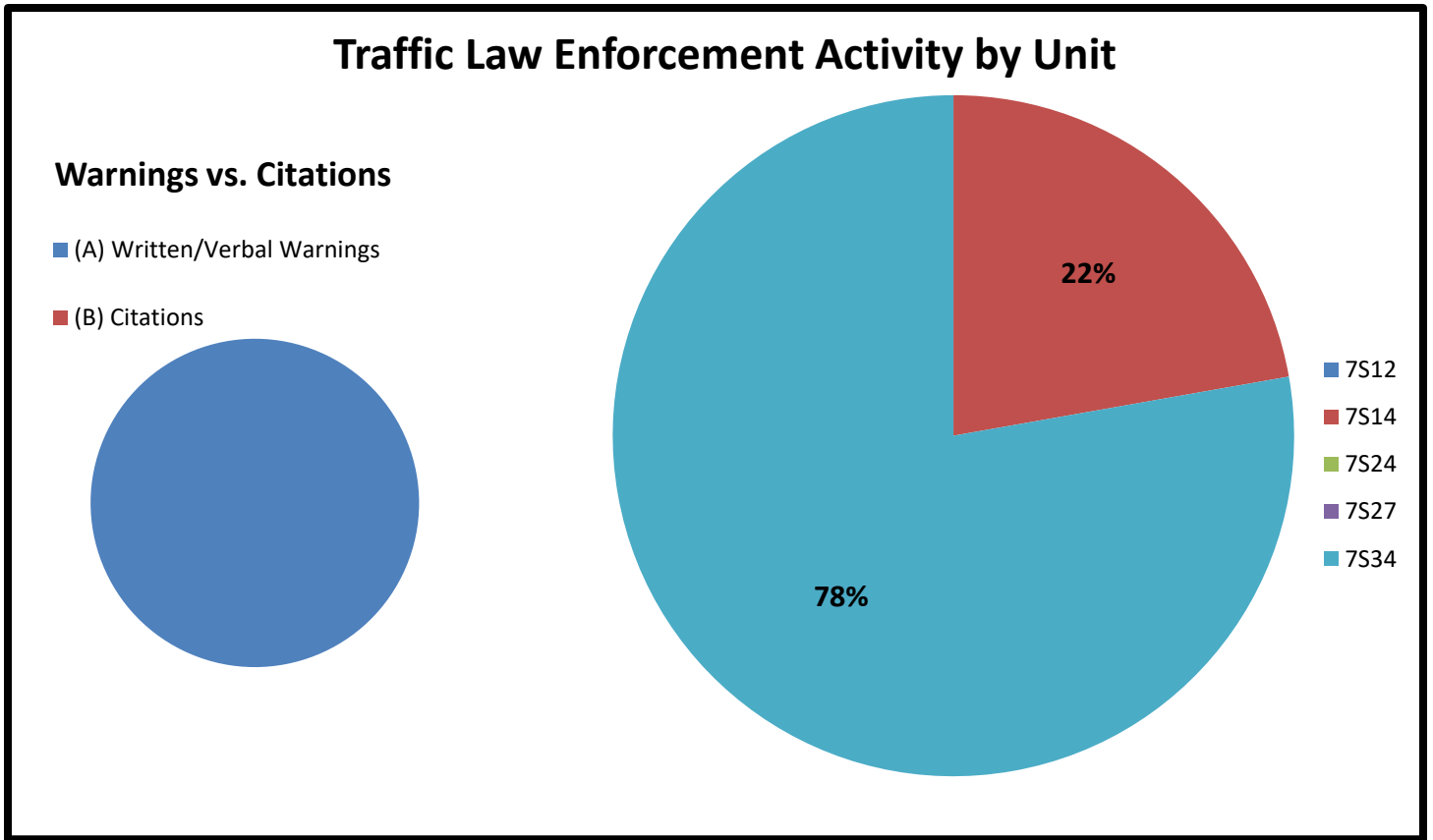
*	<i>Warnings vs. Citations</i>	7S12	7S14	7S24	7S34	TOT	AVER	%
(A)	Written/Verbal Warnings	0	2	0	7	9	1.8	100%
(B)	Citations	0	0	0	0	0	0.0	0%
(C)	<i>Totals</i>	0	2	0	7	9	1.8	100%

R. Sources of Calls for Service Monthly Total:

0451

*	<i>Sources of Calls for Service</i>	7S12	7S14	7S24	7S34	TOT	AVER	%
(A)	On View	0	120	11	0	131	26.2	29%
(B)	Dispatched	9	2	13	18	42	8.4	9%
(C)	Self-Initiated	43	2	48	185	278	55.6	62%
(D)	<i>Totals</i>	52	124	72	203	451	90.2	100%

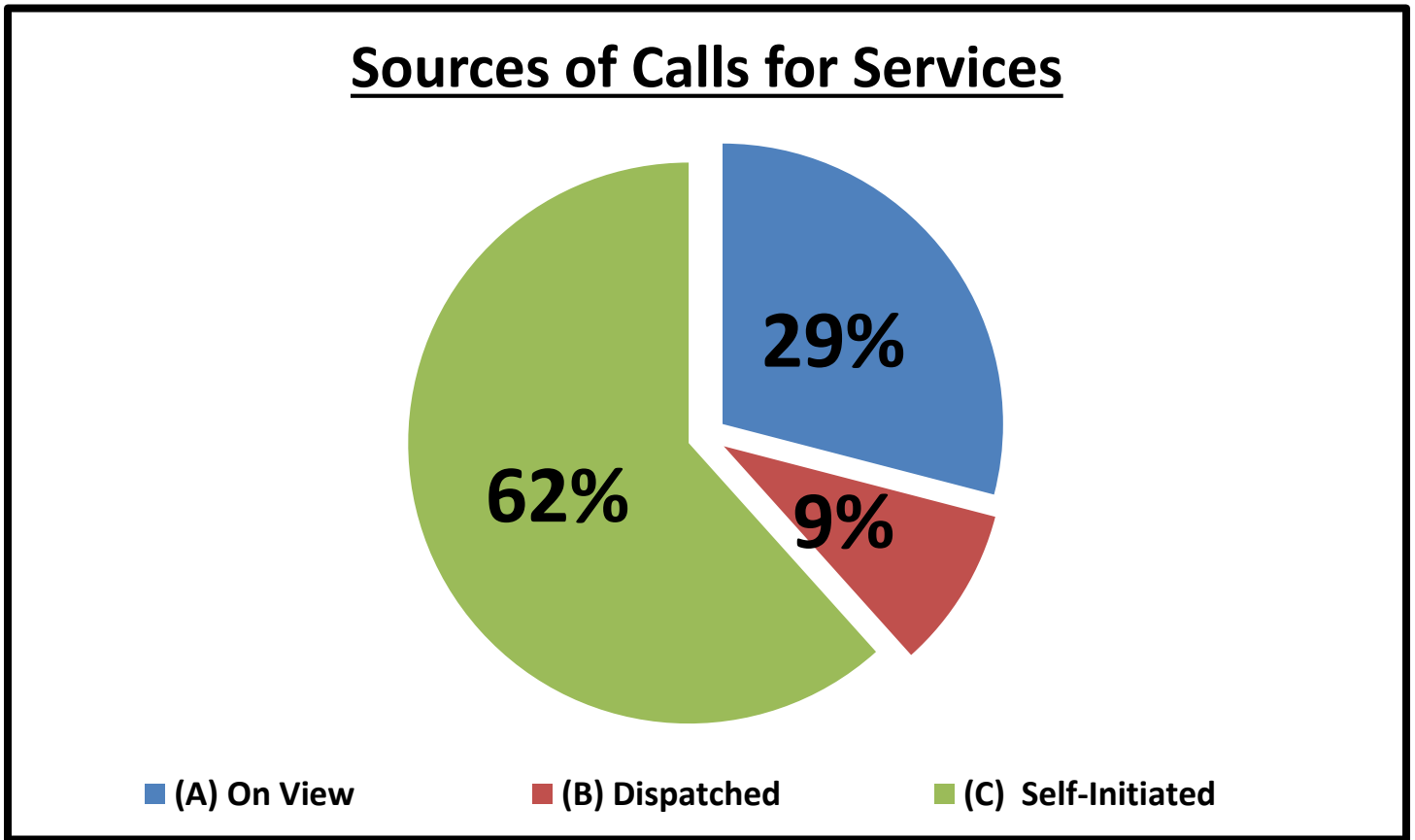
S. Traffic Law Enforcement Activity Percentages:



T. Sources of Calls for Service Percentages:

*	Sources of Calls for Service	87S12	7S14	7S24	7S34	TOT	AVER
(A)	On View	0%	97%	15%	0%	29%	N/A
(B)	Dispatched	17%	2%	18%	9%	9%	N/A
(C)	Self-Initiated	83%	2%	67%	91%	62%	N/A
(D)	Totals	100%	100%	100%	100%	100%	N/A

U. Sources of Calls for Service Percentages:



V. Free Reserve Personnel Time Utilized in Contract Monthly Total: 000

*	<i>Free Reserve Personnel Time</i>	87S12	7S14	7S24	7S34		TOT	AVER	%
(A)	<i>Totals</i>	0	0	0	0		0	0.0	#DIV/0!

W. Mileage Total: 1771

*	<i>Mileage</i>	87S12	7S14	7S24	7S34		TOT	AVER	%
(A)	<i>Totals</i>	218	714	344	495		1771	354.2	384%

X. Incident Summaries:

01.	FEBRUARY 02, 2019	1500 HOURS	ROBBERY		DEPUTY T. KENNEDY	
	DAYSHIFT:	2220 MAIN ST	MIDTOWN	"F"	HC:	1902-00012
<p>On 2 February 2019, a Saturday, at approximately 1523 hours, while on patrol in the "Midtown Contract", I was dispatched to 2220 Main St. in regard to a Robbery. Suspect was gone on arrival and an investigation continues. Deputy completed a robbery report. The patrol activity type is "PAT=D".</p>						

02.	FEBRUARY 03, 2019	0000 HOURS	EMERGENCY DETENTION		DEPUTY N. ANTON	
	DAYSHIFT:	2000 MAIN ST	MIDTOWN	"M"	HC:	1902-00014
<p>On February 3, 2019, a Sunday, at approximately 00:27 hours, while on patrol in the Midtown Contract, I observed a B/F that I determined to be in crisis in a public place. I arrested her and transported her to St. Joseph Hospital on an Emergency Detention Order. I generated a Harris County offense report. The patrol activity type is "PAT=O".</p>						

03.	FEBRUARY 03, 2019	1234 HOURS	ACCIDENT-FSGI		DEPUTY T. KENNEDY	
	DAYSHIFT:	4000 FANNIN ST	MIDTOWN	"N/A"	HC:	1902-00016
<p>On 3 February 2019, a Sunday, at approximately 1234 hours, while on patrol in the "Midtown Contract", I was dispatched to 4001 Fannin St. in regards to an FSGI that occurred on the private property. Deputy tried numerous times to get in touch with complainant, but complainant has not gotten back in contact with deputy. Deputy completed incident report. The patrol activity type is "PAT=D".</p>						

04.	FEBRUARY 05, 2019	0900 HOURS	PUBLIC INTOXICATION		DEPUTY T. ROE	
	DAYSHIFT:	2100 FANNIN ST	MIDTOWN	"M"	HC:	1902-00021
<p>On February 05, 2019, a Tuesday, at approximately 09:45 hours, while on patrol in the "Midtown Contract", I on viewed an intoxicated male in the 2100 block of Fannin. Upon my arrival, I identified a male suspect in an intoxicated state slumped down on a parking barrier. After all field investigations, one report was generated. The suspect was transported to 150 N. Chenevert, the scene was cleared at this location without further incident. The patrol activity type is "PAT=D".</p>						

05.	FEBRUARY 09, 2019	1200 HOURS	MINOR ACCIDENT		DEPUTY T. KENNEDY	
	DAYSHIFT:	2100 FANNIN ST	MIDTOWN	"N/A"	HC:	1902-00055
<p>On 9 February.2019, a Saturday, at approximately 1230 hours, while on patrol in the "Midtown Contract", I was dispatched to 2100 Fannin St. in regard to two parties getting in an accident and one of the parties not wanting to give information. Deputy made the said person give information and ended up doing accident report as well. The patrol activity type is "PAT=D".</p>						

06.	FEBRUARY 15, 2019	1700 HOURS	AGGRAVATED ROBBERY		DEPUTY T. KENNEDY	
	DAYSHIFT:	1100 HOLMAN	MIDTOWN	"F"	HC:	1902-00098
<p>On 15 February 2019, a Friday, at approximately 1726 hours, while on patrol in the "Midtown Contract", I was dispatched to 1101 Holman in regard to an Aggravated Robbery. A search of the suspect was conducted, and the investigation continues. The patrol activity type is "PAT=D".</p>						

07.	FEBRUARY 23, 2019	1100 HOURS	DISTURBANCE		DEPUTY T. KENNEDY	
	DAYSHIFT:	1100 HOLMAN	MIDTOWN	"N/A"	HC:	1902-00135
<p>On 23 February 2019, a Friday, at approximately 1135 hours, while on patrol in the "Midtown Contract", I was dispatched to 3100 Milam St in regard to a Disturbance. The Witness nor victim were willing to press charges, so the subject was released on a Criminal Trespass Warning. The patrol activity type is "PAT=D".</p>						

08.	FEBRUARY 24, 2019	1200 HOURS	THEFT		DEPUTY T. KENNEDY	
	DAYSHIFT:	300 GRAY STREET	MIDTOWN	"M"	HC:	1902-00147
<p>On 24 February 2019, a Sunday, at approximately 1259 hours, while on patrol in the "Midtown Contract", I was dispatched to 300 Gray St. In regards to a theft of a cellphone. Report Generated. The patrol activity type is "PAT=D".</p>						

09.	FEBRUARY 26, 2019	1300 HOURS	EVADING ON FOOT		DEPUTY T. KENNEDY	
	DAYSHIFT:	4900 MAIN ST	MIDTOWN	"M"	HC:	1902-00160
<p>On 26 February 2019, a Tuesday, at approximately 1349 hours, while on patrol in the "Midtown Contract", I Deputy T. Kennedy was dispatched to suspicious person call. After a refusal to be arrested a long struggle, a failed attempt of evading Law Enforcement on foot, and a small struggle, the said person was arrested and booked into the Harris County Inmate Processing Center located at 700 San Jacinto without incident. Report Generated. The patrol activity type is "PAT=D".</p>						

Sergeant Odell Haynes

Sergeant Odell Haynes
Contract Sergeant, Field Operations
Harris County Constable's Office of Precinct "7"
713-643-6602 OR 832-788-1013