



MAY WALKER, CONSTABLE
PRECINCT SEVEN
HARRIS COUNTY, TEXAS

MAIN OFFICE
5300 Griggs Road
Houston, Texas 77021
PHONE (713) 643-6602
FAX (713) 643-3401

Date: March 12, 2019

From: Sergeant Jon Meek
Neighborhood Patrol Division, First Line Supervisor
Harris County Constable's Office of Precinct "7"

To: Property Owners Association
Board of Directors & Management Company

Subject: February Monthly Productivity Analysis Report
Enclosure: **MPAR – February 2019**
Distribution: Executive Command Staff & Board of Directors & Management Company

The purpose of this "**Monthly Productivity Analysis Report**" (M.P.A.R.) is to provide the executive command staff with the appropriate data to analyze the productivity of assigned personnel and their shifts' activities to allow for the validation of individual and divisional performance evaluations. With regard to the specific contents of the report, there are 18 distinctive component parts of this report. These components are enumerated below:

- | | |
|--|---|
| 01. Patrol Activity Details | 10. Traffic Enforcement Report |
| 02. Patrol Activity Analytical Summary | 11. Trends & Percentages of Traffic |
| 03. Patrol Activity Percentages & Trends | 12. Citation & Warning Issuance Review |
| 04. Security Checks Report | 13. Call for Service Report (<i>C.F.S.</i>) |
| 05. Security Checks Percentages & Trends | 14. Trends & Percentages for <i>C.F.S.</i> |
| 06. Crisis Intervention Disposition Report | 15. Overtime Report (service at no Cost) |
| 07. Offense/Incident Generation Report | 16. Reserve Deputy Use (at no Cost) |
| 08. Criminal Arrest Types Report | 17. Incident Summarization |
| 09. Warrant Execution Report | 18. Hotspot Report Data Review |

A cursory analysis of the statistical data from this report should be demonstrative of the quality of performance of this agency in realizing the contractual obligations and the overall achievement of the goals and objectives of this Agency and the Contract Division.

4107 total miles were driven and the shift responded to **1831** total service calls and conducted **002** crash investigations. The shift issued **003** traffic citations, made **003** arrest and handled **024** enforcement service related calls.

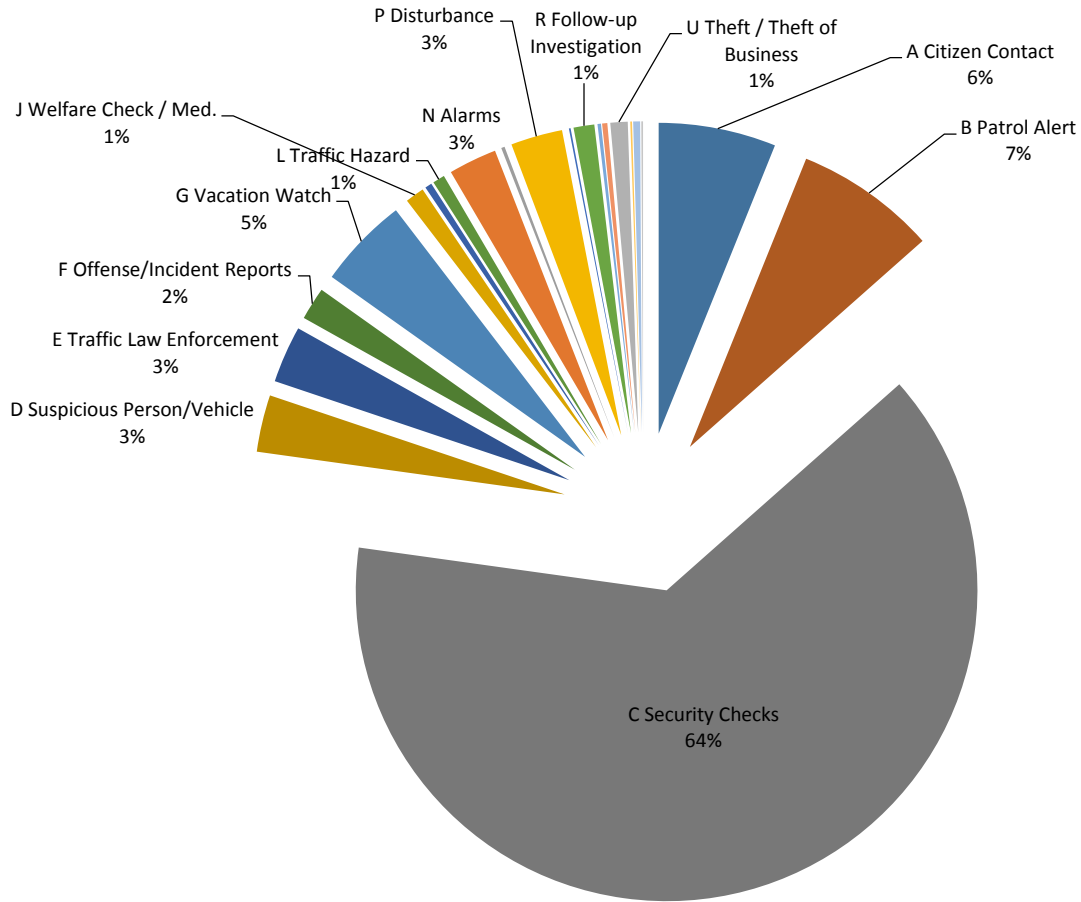
A. Patrol Activity Monthly Total:

1114

*	Patrol Activity Types	7S11	7S19	7S21	7S31	7S33	TOT	AVER	%
A	Citizen Contact	34	1	5	7	21	68	13.6	6%
B	Patrol Alert	0	2	32	29	19	82	16.4	7%
C	Security Checks	84	122	78	113	313	710	142.0	64%
D	Suspicious Person/Vehicle	8	16	3	4	2	33	6.6	3%
E	Traffic Law Enforcement	4	22	6	1	0	33	6.6	3%
F	Offense/Incident Reports	2	3	6	5	3	19	3.8	2%
G	Vacation Watch	0	3	14	13	23	53	10.6	5%
H	Open Door / Window	0	0	0	0	0	0	0.0	0%
I	Assist Contract Citizen	0	0	0	0	0	0	0.0	0%
J	Welfare Check / Med.	0	2	6	2	1	11	2.2	1%
K	Traffic Initiative	1	0	0	0	3	4	0.8	0%
L	Traffic Hazard	1	0	1	3	2	7	1.4	1%
M	Animal Humane	0	0	0	0	0	0	0.0	0%
N	Alarms	13	3	4	3	5	28	5.6	3%
O	Mental Cases (171)	0	0	0	1	1	2	0.4	0%
P	Disturbance	6	6	7	8	3	30	6.0	3%
Q	Criminal Investigation	0	1	0	0	0	1	0.2	0%
R	Follow-up Investigation	2	6	3	1	0	12	2.4	1%
S	Criminal Mischief	1	1	0	0	0	2	0.4	0%
T	Burglary Residence/Vehicle	0	0	0	2	1	3	0.6	0%
U	Theft / Theft of Business	3	1	4	1	1	10	2.0	1%
V	Citizen Assaulted	0	0	1	0	0	1	0.2	0%
W	Robbery of an Individual	0	0	0	0	0	0	0.0	0%
X	Trespass Warning	0	0	0	0	0	0	0.0	0%
Y	Major/Minor Crash	0	0	1	3	0	4	0.8	0%
Z	Child Custody Disputes	0	0	0	0	0	0	0.0	0%
AA	Assist The Officer (Pct. 7)	0	0	0	0	1	1	0.2	0%
BB	Runaway Missing Persons	0	0	0	0	0	0	0.0	0%
CC	Assisted LEA	0	0	0	0	0	0	0.0	0%
DD	Solicitors	0	0	0	0	0	0	0.0	0%
EE	Meeting/Event/Ct.	0	0	0	0	0	0	0.0	0%
*	MONTH TOTALS	159	189	171	196	399	1114	222.8	100%

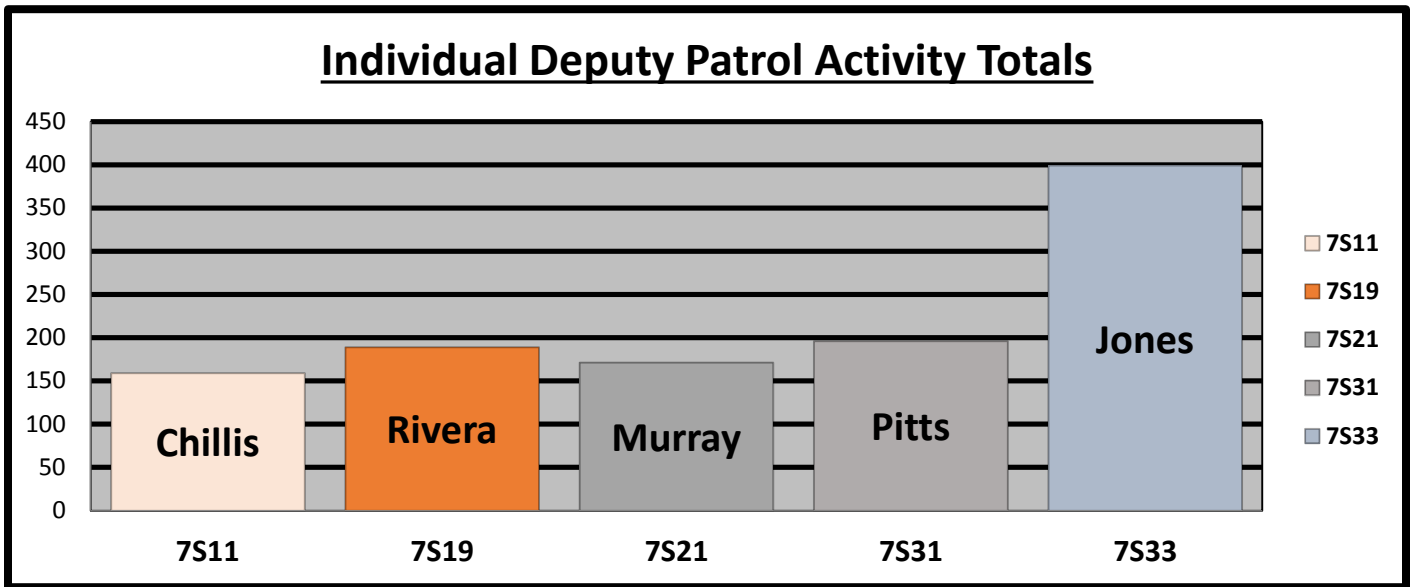
A1. Patrol Activity Percentage:

Percentage of Patrol Activity



- | | | | |
|-------------------------------|------------------------------|----------------------------------|--------------------------------|
| ■ A Citizen Contact | ■ B Patrol Alert | ■ C Security Checks | ■ D Suspicious Person/Vehicle |
| ■ E Traffic Law Enforcement | ■ F Offense/Incident Reports | ■ G Vacation Watch | ■ H Open Door / Window |
| ■ I Assist Contract Citizen | ■ J Welfare Check / Med. | ■ K Traffic Initiative | ■ L Traffic Hazard |
| ■ M Animal Humane | ■ N Alarms | ■ O Mental Cases (171) | ■ P Disturbance |
| ■ Q Criminal Investigation | ■ R Follow-up Investigation | ■ S Criminal Mischief | ■ T Burglary Residence/Vehicle |
| ■ U Theft / Theft of Business | ■ V Citizen Assaulted | ■ W Robbery of an Individual | ■ X Trespass Warning |
| ■ Y Major/Minor Crash | ■ Z Child Custody Disputes | ■ AA Assist The Officer (Pct. 7) | ■ BB Runaway Missing Persons |
| ■ CC Assisted LEA | ■ DD Solicitors | ■ EE Meeting/Event/Ct. | |

B. Patrol Activity by MUD District 89 Personnel:

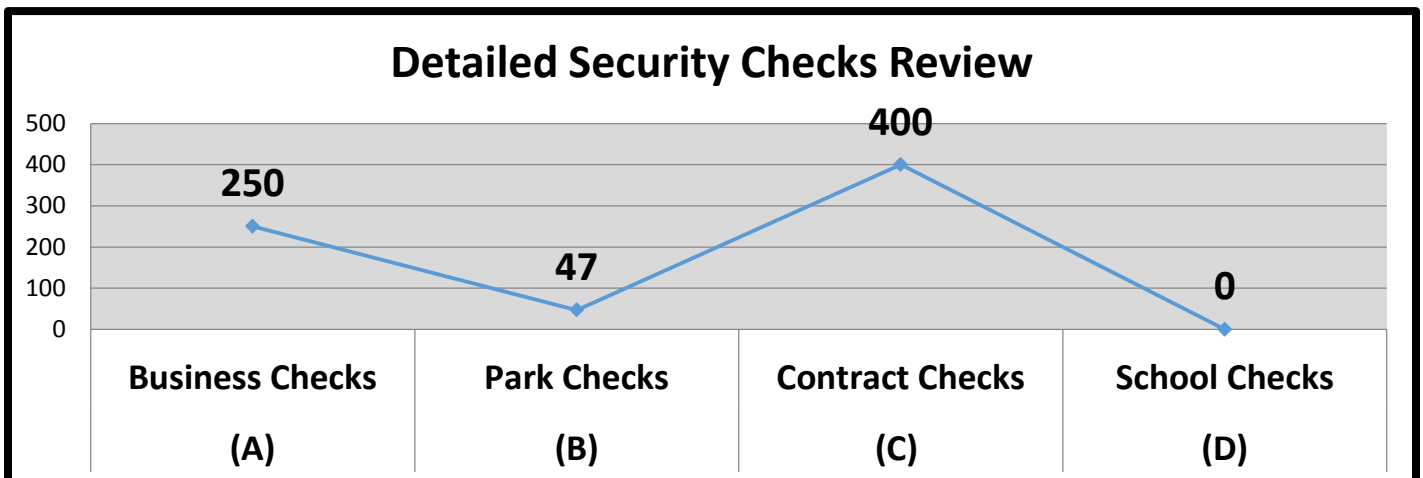


C. Security Checks Monthly Total:

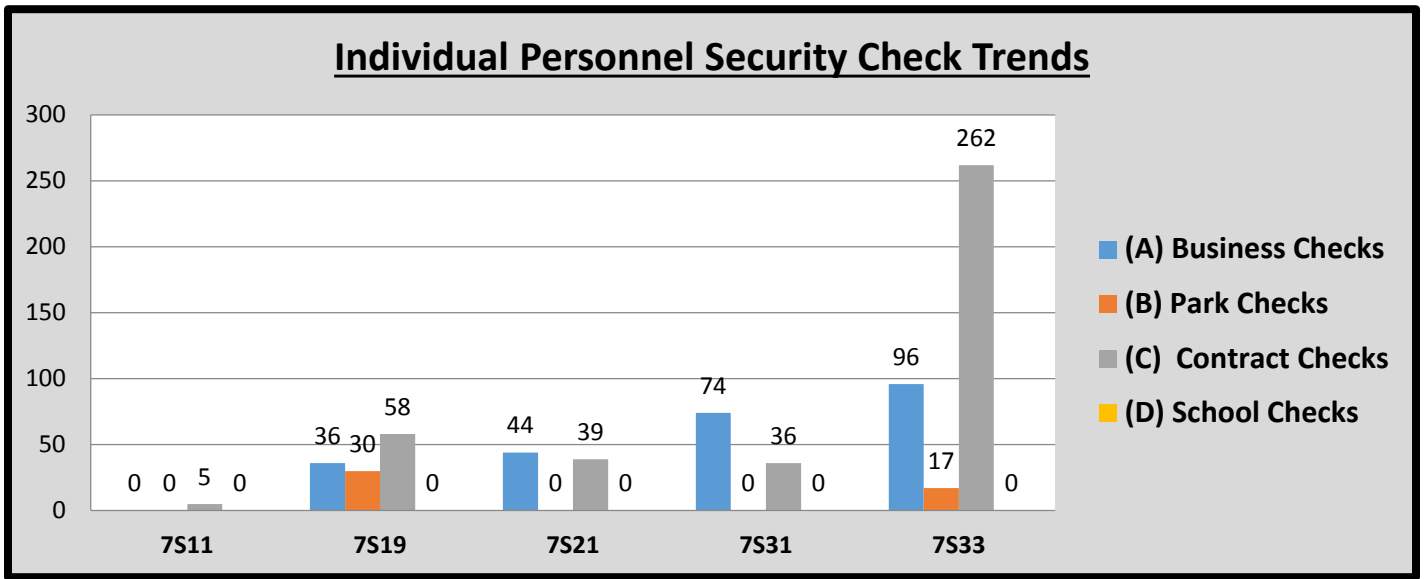
0697

* Security Checks	7S11	7S19	7S21	7S31	7S33	TOT	AVER	%
(A) Business Checks	0	36	44	74	96	250	50.0	36%
(B) Park Checks	0	30	0	0	17	47	9.4	7%
(C) Contract Checks	5	58	39	36	262	400	80.0	57%
(D) Plaza Checks	0	0	0	0	0	0	0.0	0%
(E) Totals	5	124	83	110	375	697	139.4	100%

D. Detailed Security Checks Monthly:



E. Individual Personnel Security Check Trends:



F. CIT/MHO Dispositions Monthly Total:

001

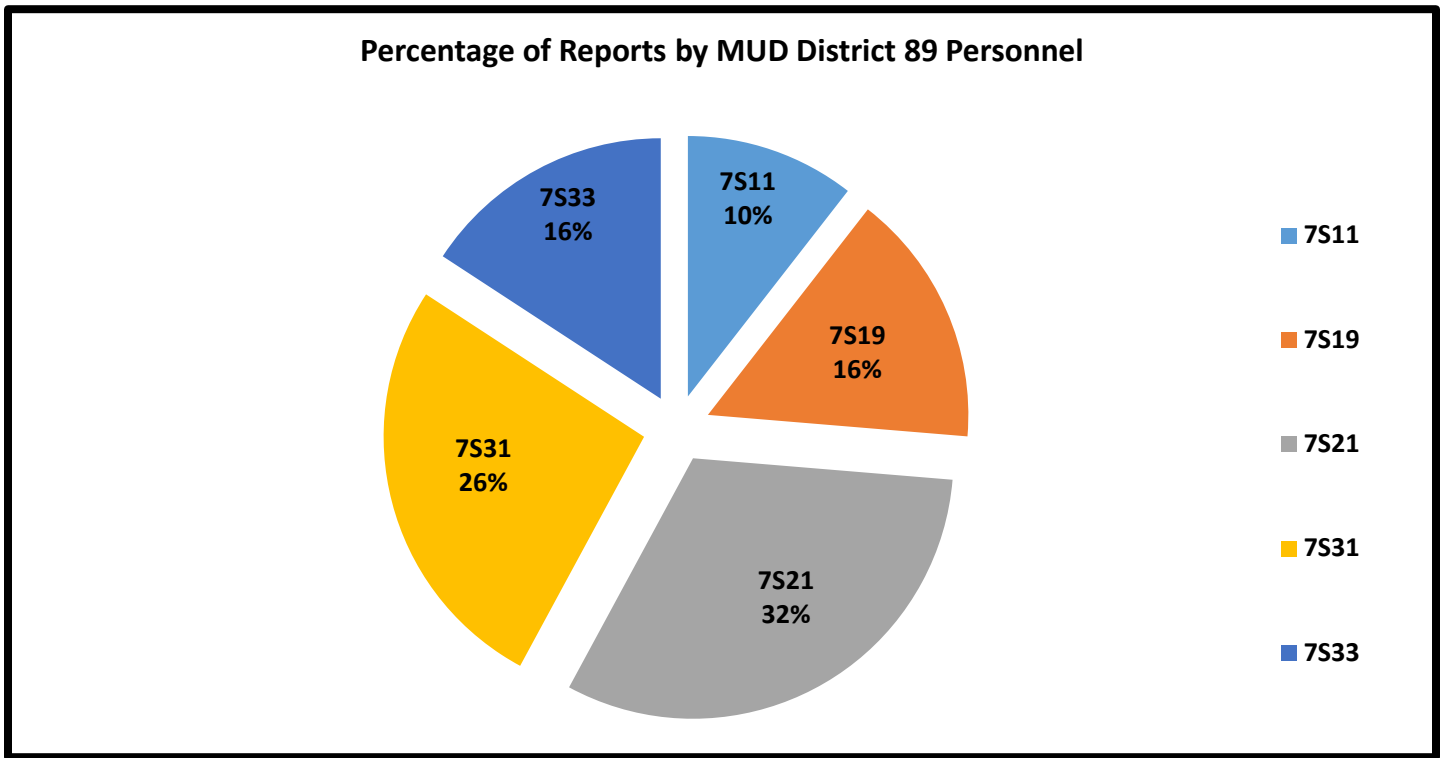
* C.I.T. Dispositions	7S11	7S19	7S21	7S31	7S33	TOT	AVER	%
(A) CIT/MHO Outside Referral	0	0	0	0	0	0	0.0	0%
(B) CIT/MHO Transport	0	0	0	0	0	0	0.0	0%
(C) CIT/MHO CIT Contact	0	0	0	0	0	0	0.0	0%
(D) CIT/MHO Arrest	0	0	1	0	0	1	0.2	100%
(E) Totals	0	0	1	0	0	1	0.2	100%

G. Offense/Incident Reports Monthly Total:

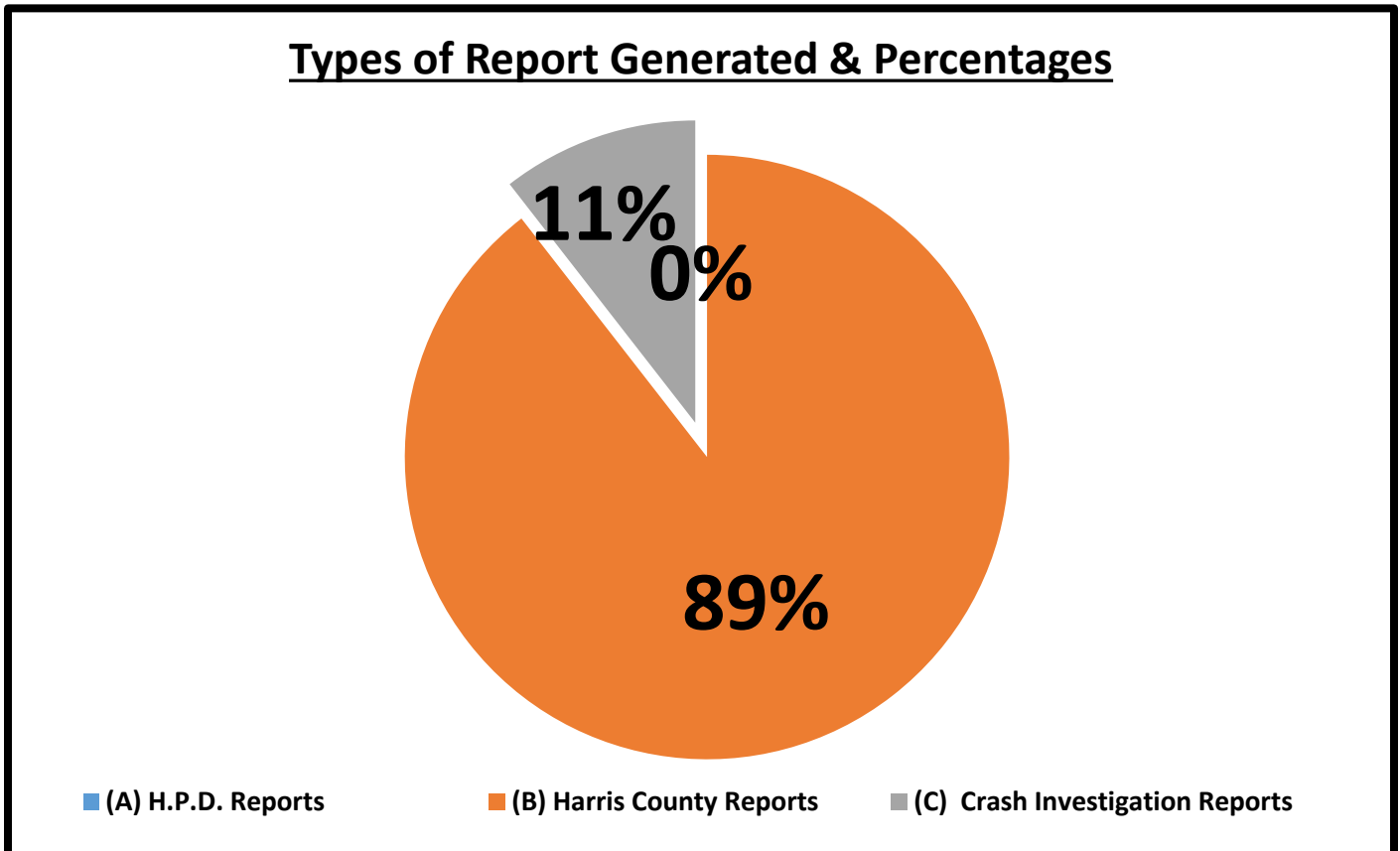
019

* Offense/Incident Reports	7S11	7S19	7S21	7S31	7S33	TOT	AVER	%
(A) H.P.D. Reports	0	0	0	0	0	0	0.0	0%
(B) Harris County Reports	2	3	6	4	2	17	3.4	89%
(C) Crash Investigation Reports	0	0	0	1	1	2	0.4	11%
(D) Totals	2	3	6	5	3	19	3.8	100%

H. Report Generation Percentages:



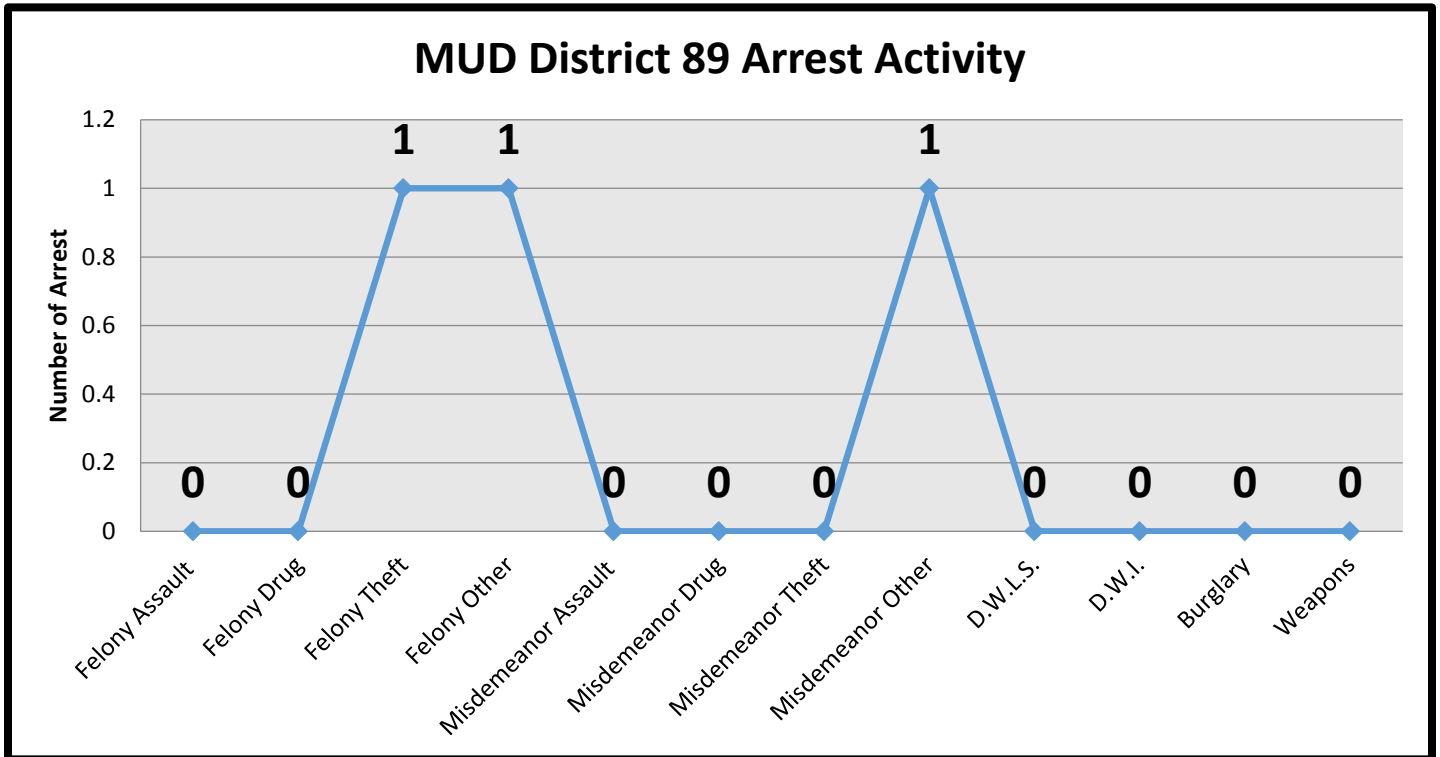
I. Percentages:



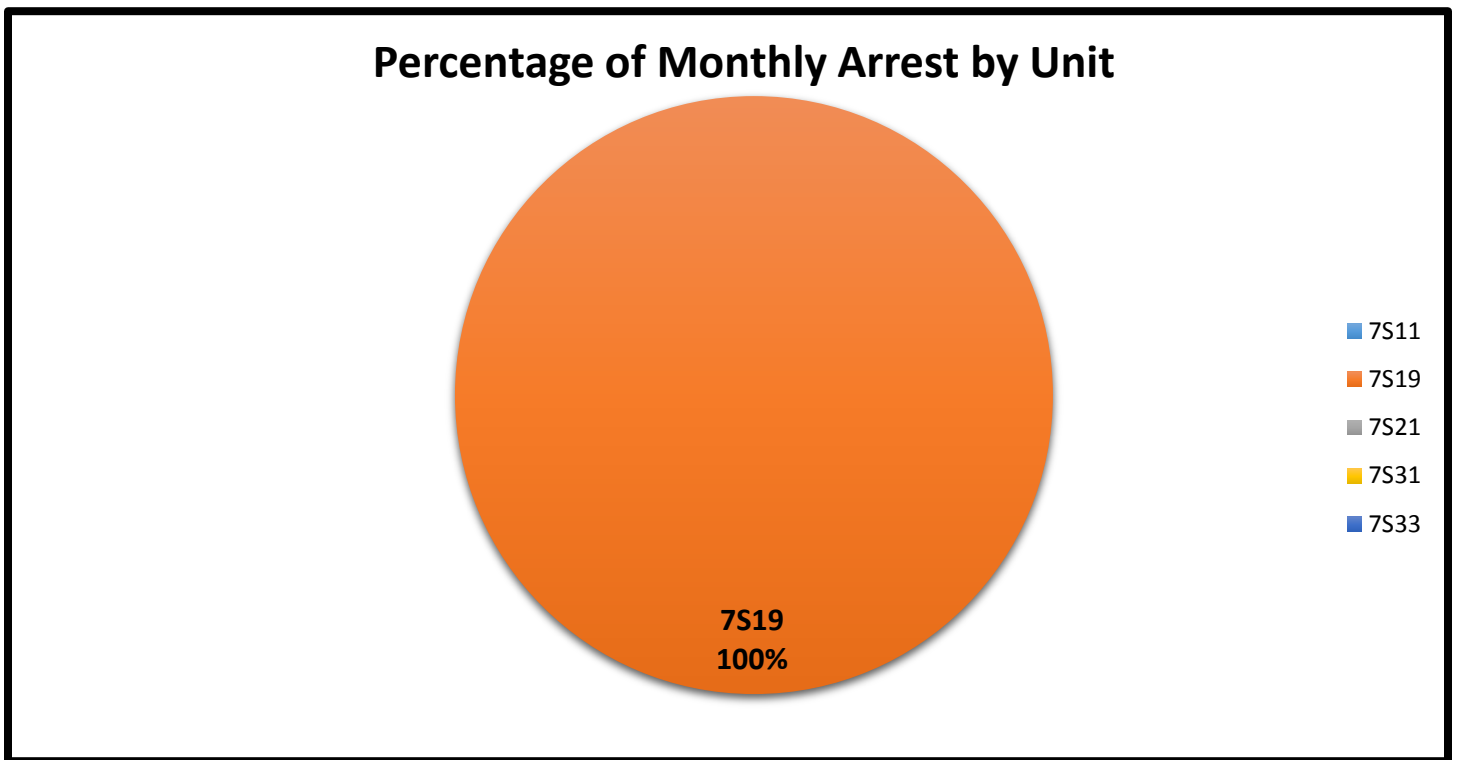
J. Types of Criminal Arrests Monthly Total:

*	Types of Criminal Arrests	7S11	7S19	7S21	7S31	7S33	TOT	AVER	%
A	Felony Assault	0	0	0	0	0	0	0.0	0%
B	Felony Drug	0	0	0	0	0	0	0.0	0%
C	Felony Theft	0	1	0	0	0	1	0.2	33%
D	Felony Other	0	1	0	0	0	1	0.2	33%
E	Misdemeanor Assault	0	0	0	0	0	0	0.0	0%
F	Misdemeanor Drug	0	0	0	0	0	0	0.0	0%
G	Misdemeanor Theft	0	0	0	0	0	0	0.0	0%
H	Misdemeanor Other	0	1	0	0	0	1	0.2	33%
I	D.W.L.S.	0	0	0	0	0	0	0.0	0%
J	D.W.I.	0	0	0	0	0	0	0.0	0%
K	Burglary	0	0	0	0	0	0	0.0	0%
L	Weapons	0	0	0	0	0	0	0.0	0%
M	Totals	0	3	0	0	0	3	0.6	100%

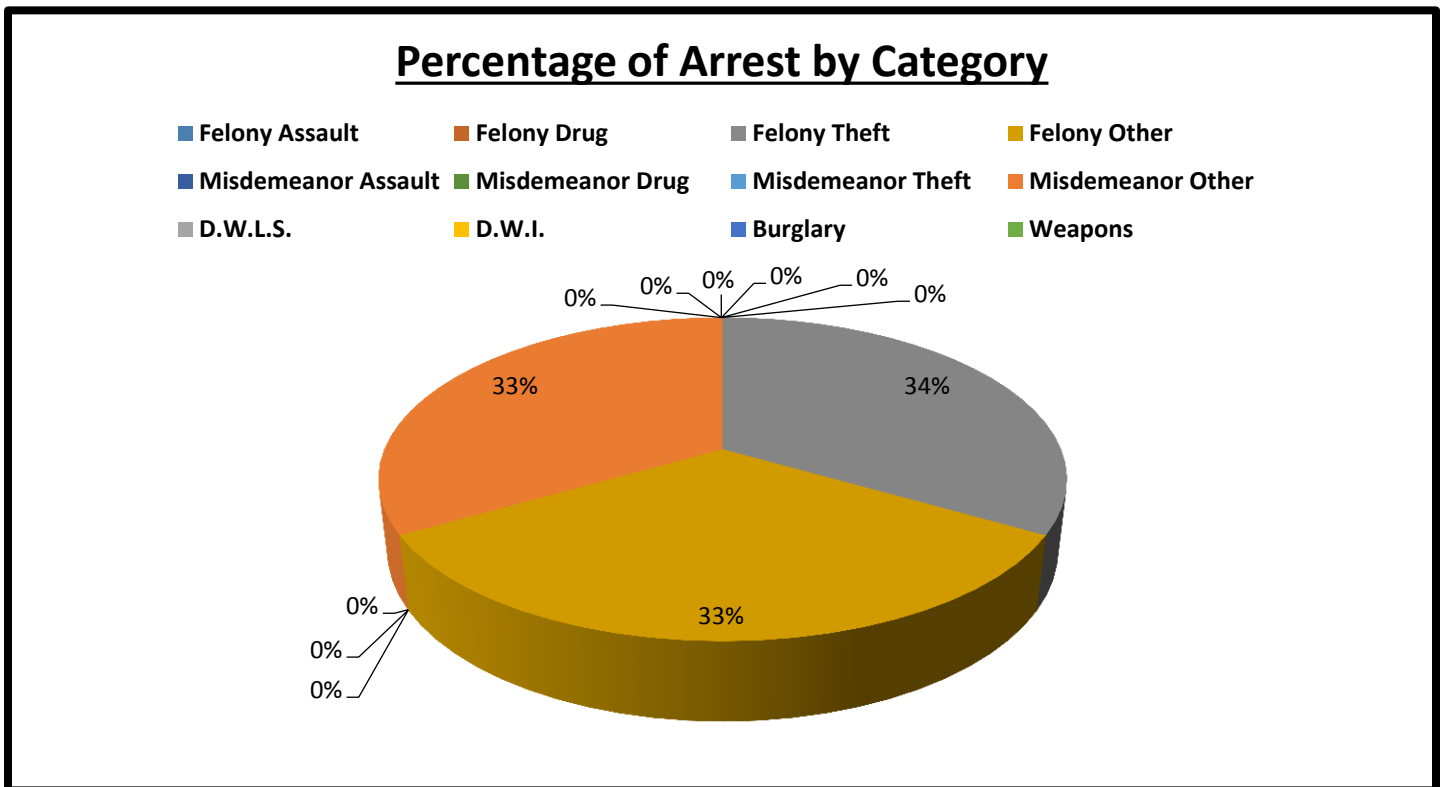
K. Types of Criminal Arrests Monthly Total:



L. Types of Criminal Arrests Monthly Total:



M. Types of Criminal Arrests Monthly Total:



N. Executed Warrant Monthly Total:

000

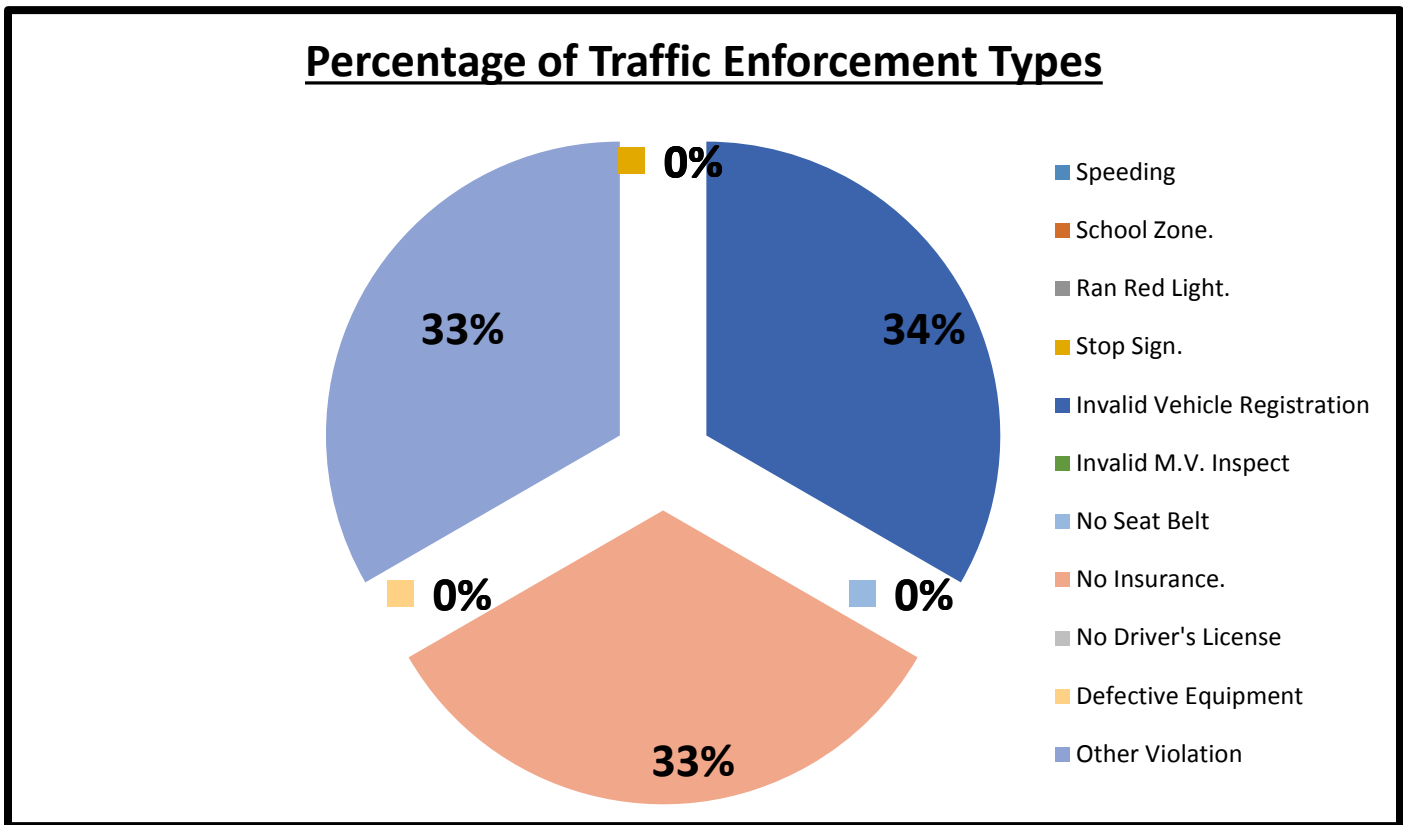
*	Executed Warrants	7S11	7S19	7S21	7S31	7S33	TOT	AVER	%
(A)	Felony Warrants	0	0	0	0	0	0	0.0	#DIV/0!
(B)	Misdemeanor Warrants	0	0	0	0	0	0	0.0	#DIV/0!
(C)	Totals	0	0	0	0	0	0	0.0	#DIV/0!

O. Traffic Law Enforcement Total:

021

*	Traffic Enforcement	7S11	7S19	7S21	7S31	7S33	TOT	AVER	%
A	Speeding	0	0	0	0	0	0	0.0	0%
B	School Zone.	0	0	0	0	0	0	0.0	0%
C	Ran Red Light.	0	0	0	0	0	0	0.0	0%
D	Stop Sign.	0	0	0	0	0	0	0.0	0%
E	Invalid Vehicle Registration	0	1	0	0	0	1	0.2	33%
F	Invalid M.V. Inspect	0	0	0	0	0	0	0.0	0%
G	No Seat Belt	0	0	0	0	0	0	0.0	0%
H	No Insurance.	0	1	0	0	0	1	0.2	33%
I	No Driver's License	0	0	0	0	0	0	0.0	0%
J	Defective Equipment	0	0	0	0	0	0	0.0	0%
K	Other Violation	0	0	1	0	0	1	0.2	33%
L	Written Warnings	0	0	0	0	0	0	0.0	0%
M	Verbal Warning	0	13	5	0	0	18	3.6	100%
N	Citation	0	2	1	0	0	3	0.6	14%
O	Total Violations	0	15	6	0	0	21	4.2	100%

P. Traffic Law Enforcement Total:



Q. Citations vs. Warnings Monthly Total:

0021

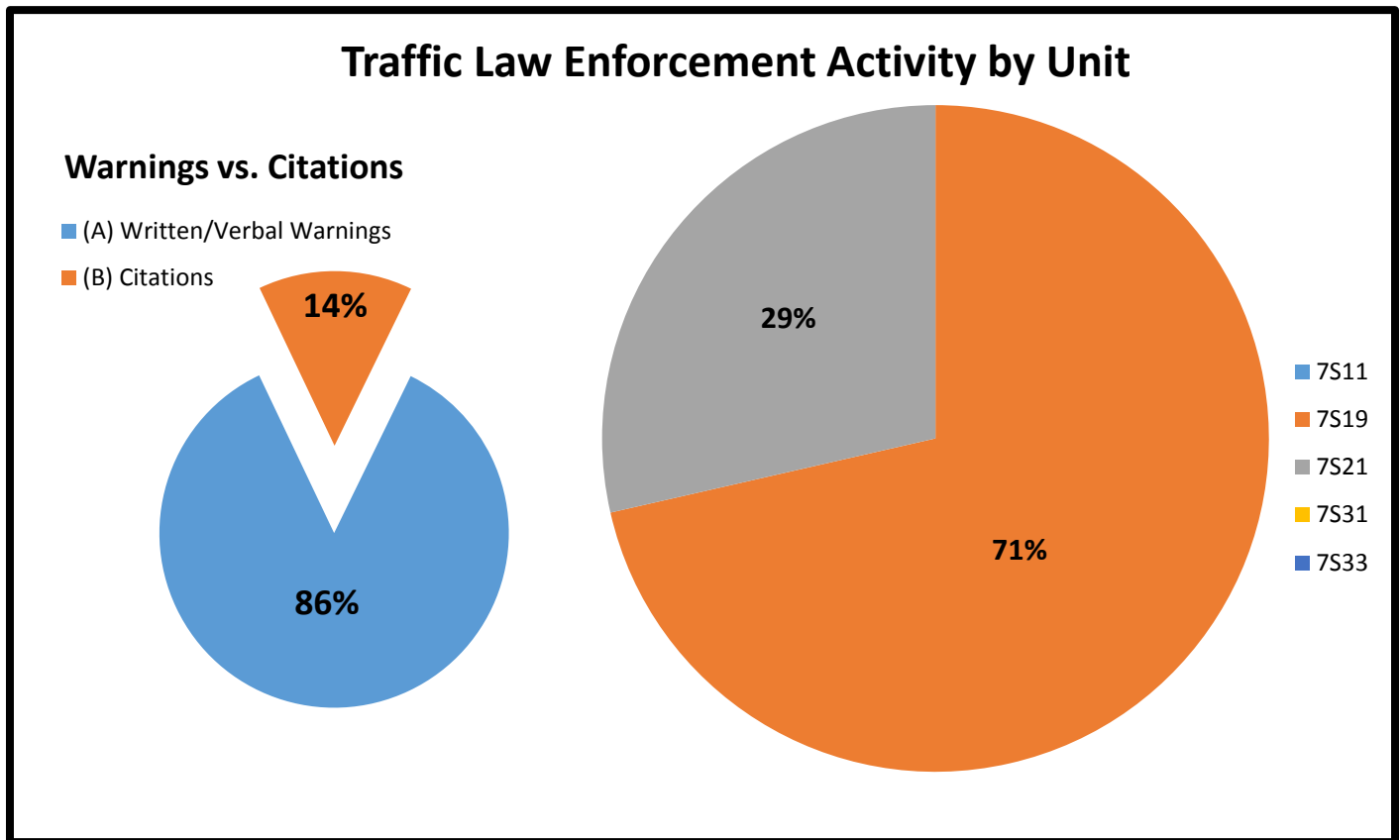
*	<i>Warnings vs. Citations</i>	7S11	7S19	7S21	7S31	7S33	TOT	AVER	%
(A)	Written/Verbal Warnings	0	13	5	0	0	18	3.6	86%
(B)	Citations	0	2	1	0	0	3	0.6	14%
(C)	<i>Totals</i>	0	15	6	0	0	21	4.2	100%

R. Sources of Calls for Service Monthly Total:

1095

*	<i>Sources of Calls for Service</i>	7S11	7S19	7S21	7S31	7S33	TOT	AVER	%
(A)	On View	131	0	0	52	0	183	36.6	17%
(B)	Dispatched	25	13	29	28	11	106	21.2	10%
(C)	Self-Initiated	1	173	136	111	385	806	161.2	74%
(D)	<i>Totals</i>	157	186	165	191	396	1095	219.0	100%

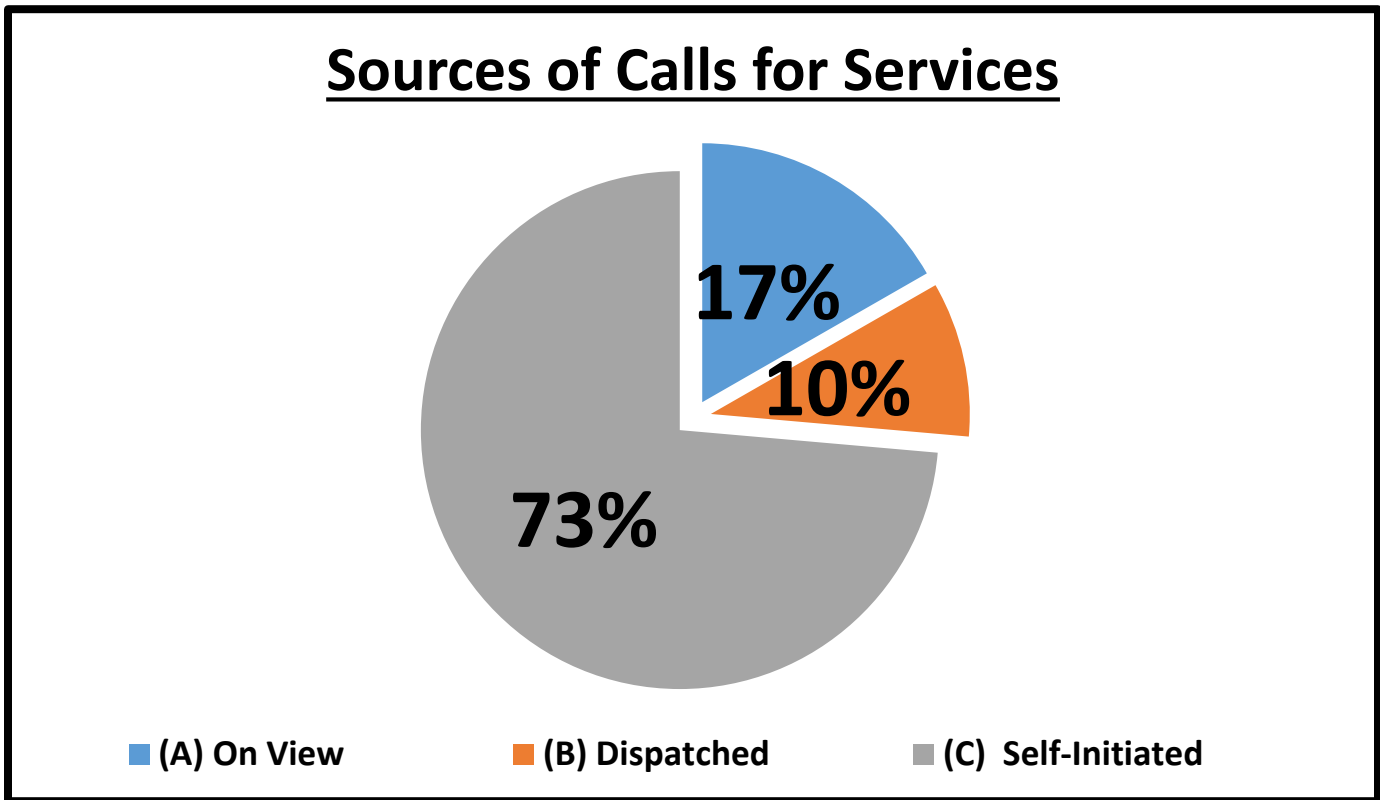
S. Sources of Calls for Service Percentages:



T. Sources of Calls for Service Percentages:

*	Sources of Calls for Service	7S11	7S19	7S21	7S31	7S33		TOT	AVER
(A)	On View	83%	0%	0%	27%	0%		17%	0.0
(B)	Dispatched	16%	7%	18%	15%	3%		10%	0.0
(C)	Self-Initiated	1%	93%	82%	58%	97%		74%	0.1
(D)	Totals	100%	100%	100%	100%	100%		100%	0.2

U. Sources of Calls for Service Percentages:



V. Free Reserve Personnel Time Utilized in Contract Monthly Total: 048

*	<i>Free Reserve Personnel Time</i>	7S11	7S19	7S21	7S31	7S33		TOT	AVER	%
(A)	<i>Totals</i>	0	48	0	0	0		48	9.6	100%

W. Monthly Productivity Analysis Report (M.P.A.R.) - Executive Summary:

*	Unit	7S11	7S19	7S21	7S31	7S33		TOT	AVER
1	Patrol Activity	159	189	171	196	399		1114	222.8
2	Security Checks	5	124	83	110	375		697	139.4
3	C.I.T. Interactions	0	0	1	0	0		1	0.2
4	Offense/Incident Reports	2	3	6	5	3		19	3.8
*	<i>Total Service Calls</i>	166	316	261	311	777		1831	366.2
1	Criminal Arrests	0	3	0	0	0		3	0.6
2	Citations Issued	0	2	1	0	0		3	0.6
3	Written & Verbal Warnings	0	13	5	0	0		18	3.6
*	<i>Enforcement Service Calls</i>	0	18	6	0	0		24	4.8
*	<i>Total Hours</i>	160	160	160	160	160		800	160.0
1	Sick Time Used	0	0	0	0	0		0	0.0
2	Vacation Time Used	0	0	16	0	0		16	3.2
3	Training Time Used	0	0	0	0	0		0	0.0
4	Compensatory Time Used	0	8	0	0	0		8	1.6
*	<i>Hours Actually Worked</i>	160	152	144	160	160		776	155.2
*	<i>Unit Productivity Ratio</i>	1.0	2.2	1.9	1.9	4.9		2.4	2.4

X. Mileage Total:

4107

*	Mileage	7S11	7S19	7S21	7S31	7S33		TOT	AVER	%
(A)	Totals	873	1005	668	732	829		4107	821.4	369%

Y. Incident Summaries:

01.	FEBRUARY 03, 2019	2000 HOURS	BURGLARY OF BUSINESS			DEPUTY D. PITTS				
	NIGHTSHIFT:	3700 S SAM HOU PW E	WCID #89	"F"	HC:	20190352363				
	<p>On February 3, 2019, a Sunday, at approximately 20:00 hours, while patrolling the "WCID #89 Contract", I responded as back up to 3700 S Sam Houston PW E on a burglary of business in progress. Two unknown suspects were seen running away from the location leaving behind two air compressors. It was later found the suspects cut a hole in the back fence for entrance and exit. The remainder of the business was secured and the two air compressors were returned to the manager of the business. The patrol activity type is "PAT=T"</p>									

02.	FEBRUARY 05, 2019	0900 HOURS	LOST PROPERTY		DEPUTY P. CHILLIS	
	DAYSHIFT:	3000 SHERBROOKE CAN	WCID #89	"N/A"	HC:	1902-00026
<p>On February 05, 2019, a Tuesday, at approximately 09:27 hours, while on patrol in the "WCID #89 Contract", I Deputy P. Chillis (riding unit 87S11) with the Harris County Constable Department of Precinct 7 as dispatched to a Lost Property. Deputy met with the Complainant and a Lost Property Reported will continue under investigation. The patrol activity type is "PAT=A/R".</p>						

03.	FEBRUARY 06, 2019	2300 HOURS	EMERGENCY DETENTION		DEPUTY D. PITTS	
	NIGHTSHIFT:	3500 S SAM HOU PW E	WCID #89	"F"	HC:	1902-00038
<p>On February 6, 2019, a Wednesday, at approximately 23:00 hours, while patrolling the "WCID #89 Contract", responded 3500 S Sam Houston Pkwy E on a missing person involving mental health. Reportee advised that her son has recently gone missing and has mental health issues. After searching the area subject was later located near the 14500 block of Scott St where he was detained and transported to St Joseph Hospital for psych evaluation. The patrol activity type is "PAT=O".</p>						

04.	FEBRUARY 07, 2019	0000 HOURS	LOST PROPERTY		DEPUTY D. PITTS	
	NIGHTSHIFT:	14500 S SAM HOU PW E	WCID #89	"N/A"	HC:	1902-00039
<p>On February 7, 2019, a Thursday, at approximately 00:00 hours, while patrolling the "WCID #89 Contract", I, lost Harris County issued body worn while attempting to apprehend a suspect. I completed the report but the BWC was later located and returned back to 5290 Griggs Rd. A supplement for the found BWC was completed. The patrol activity type is "PAT=R".</p>						

05.	FEBRUARY 07, 2019	2100 HOURS	DOMESTIC DISTURBANCE		DEPUTY A. MURRAY	
	EVENINGSHIFT:	14000 SUFFOLK WOODS	WCID #89	"N/A"	HC:	1902-00045
<p>On February 07, 2019, a Thursday, at approximately 2134 hours, while on patrol in the "WCID #89 Contract" I was dispatched to the 14200 block of Suffolk Woods Ln regarding a Domestic Disturbance. I receive information from the reportee; no arrest. The patrol activity is "PAT=P"</p>						

06.	FEBRUARY 07, 2019	2300 HOURS	THEFT		DEPUTY A. MURRAY	
	EVENINGSHIFT:	14400 BRUNSWICK PL	WCID #89	"M"	HC:	1902-00046
<p>On February 07, 2019, a Thursday, at approximately 2305 hours, while on patrol in the "WCID #89Contract", I was dispatched to the 14400 block of Brunswick Place Drive regarding a Theft. No suspect was identified at the time. The patrol activity type is "PAT=U"</p>						

07.	FEBRUARY 11, 2019	2000 HOURS	BURGLARY OF HABITATION	DEPUTY D. PITTS		
	NIGHTSHIFT:	14000 SUFFOLK WOODS	WCID #89	"N/A"	HC:	1902-00072
<p>On February 11, 2019, a Monday, at approximately 20:00 hours, while patrolling the "WCID #89 Contract", I, responded 14000 Suffolk Woods Ln on a burglary of habitation. Reportee advised that she arrived home and noticed her outside surveillance camera had been removed. When she entered the home she noticed that the back door was damaged and unsecured. The Reportee also found that items were missing. The primary suspect was named to be the Reportee's ex-boyfriend. After further investigation and a follow-up with the suspect there was found to be inconsistencies in the reported information. Case pending further investigation. The patrol activity type is "PAT=T".</p>						

08.	FEBRUARY 15, 2019	2100 HOURS	ASSAULT	DEPUTY A. MURRAY		
	EVENINGSHIFT:	3200 S SAM HOU PW E	WCID #89	"M"	HC:	1902-00101
<p>On February 15, 2019, a Friday, at approximately 2105 hours, while on patrol in the "WCID #89 Contract" I was dispatched to the 3200 block of S Sam Houston PWE in regarding an Assault. Citation issued to the suspect. The patrol activity is "PAT=V"</p>						

09.	FEBRUARY 17, 2019	1800 HOURS	STOLEN PROPERTY	DEPUTY A. MURRAY		
	EVENINGSHIFT:	14000 LITTLE BORNE BIR	WCID #89	"M"	HC:	1902-00110
<p>February 17, 2019, a Sunday, at approximately 1857 hours, while on patrol in the "WCID #89 Contract", I was dispatched to the 14000 block of Littleborne Birdwell Ln regarding a Stolen Property. Property was returned to the owner. The patrol activity type is "PAT=F"</p>						

10.	FEBRUARY 18, 2019	0000 HOURS	BURGLARY MOTOR VEHICLE	DEPUTY E. JONES		
	NIGHTSHIFT:	3800 FROSTDALE	WCID #89	"M"	HC:	1902-00111
<p>On February 18, 2019, a Monday, at approximately 00:17 hours, while patrolling the "WCID #89 Contract", I was performing routine patrol and law enforcement services when I (Deputy E. Jones) got dispatched to a Burglary of a Vehicle, call for service. Upon making contact with the complainant. Deputy gathered all pertinent information needed to make a report. Report Generated. The patrol activity type is "PAT=T".</p>						

11.	FEBRUARY 18, 2019	2000 HOURS	MAJOR ACCIDENT	DEPUTY D. PITTS		
	NIGHTSHIFT:	13800 SCOTT STREET	WCID #89	"N/A"	HC:	1902-00112
<p>On February 18, 2019, a Monday, at approximately 20:00 hours, while patrolling the "WCID #89 Contract", I, responded 13800 Scott St on a Major Accident. The driver of the Blk Cadillac CTS advised that a dark colored pick-up truck was driving aggressively and sideswiped her causing her to run off the road. After observing the scene the appeared to be no sign of another vehicle involved. The driver had a lengthy history of traffic violations including a prior DWI. The driver was transported to Memorial Hermann Pearland where she was examined and I was able to have blood drawn upon consent. The patrol activity type is "PAT=Y".</p>						

12.	FEBRUARY 20, 2019	1800 HOURS	MEDICAL EMERGENCY	DEPUTY A. MURRAY		
	EVENINGSHIFT:	13900 KENSWICK KEYS	WCID #89	"N/A"	HC:	1902-00128
<p>On February 20, 2019, a Wednesday, at approximately 1852 hours, while on patrol in the "WCID #89 Contract", I was dispatched to the 3200 block of S Sam Houston PWE in regard to a Medical Emergency. Subject was taken to NPC. The patrol activity type is "PAT=J"</p>						

13.	FEBRUARY 21, 2019	0700 HOURS	MAJOR ACCIDENT		DEPUTY E. JONES	
	NIGHTSHIFT:	14400 SCOTT STREET	WCID #89	"M"	HC:	1902-00129
<p>On February 21, 2019, a Thursday, at approximately 1129 hours, while patrolling the "WCID #89 Contract", I was dispatched to a Major accident call. Person involved was transported to Pearland Hospital, after filling out all required documents the suspect was released from the scene without further incident. The patrol activity type is "PAT=Y".</p>						

14.	FEBRUARY 21, 2019	1400 HOURS	CRIMINAL TRESPASS		DEPUTY A. RIVERA	
	NIGHTSHIFT:	14200 CULLEN BLVD	WCID #89	"N/A"	HC:	1902-00121
<p>On February 21, 2019, a Thursday, at approximately 14:30 hours, while patrolling the "WCID #89 Contract", I, was dispatched to a disturbance where the customer was threatening the employees. Deputy Rivera observed the Male had been told not to return. He was subsequently arrested for criminal Trespass. The Patrol activity type is "PAT=P".</p>						

15.	FEBRUARY 23, 2019	0100 HOURS	THEFT FROM PERSON		DEPUTY E. JONES	
	NIGHTSHIFT:	3100 S SAM HOU PW E	WCID #89	"M"	HC:	1902-00137
<p>On February 23, 2019, a Saturday, at approximately 01:45 hours, while patrolling the "WCID #89 Contract", I was performing routine patrol and law enforcement services when I (Deputy E. Jones) was dispatched to a Burglary of a vehicle for call for service. Upon review of the information the case was determined unfounded. The patrol activity type is "PAT=U".</p>						

16.	FEBRUARY 23, 2019	0900 HOURS	FOLLOW UP-ROBBERY		DEPUTY A. RIVERA	
	NIGHTSHIFT:	3300 S SAM HOU PW E	WCID #89	"N/A"	HC:	1902-00125
<p>On February 23, 2019, a Saturday, at approximately 0900 hours, while patrolling the "WCID #89 Contract", I, observed latent prints from the Robbery of the Circle K had identified a possible Suspect. Upon further Investigation Deputy Rivera filed a Warrant on a Suspect and arrested the individual for Aggravated Robbery. The patrol activity type is "PAT=W/R".</p>						

17.	FEBRUARY 24, 2019	1800 HOURS	FAMILY DISTURBANCE		DEPUTY A. MURRAY	
	EVENINGSHIFT:	2700 TRINITY GLEN LN	WCID #89	"N/A"	HC:	1902-00150
<p>On February 24, 2019, a Sunday, at approximately 1845 hours, while on patrol in the "WCID #89 Contract", I was dispatched to the 2700 block of Trinity Glen Ln in regarding a Family Disturbance. Suspect arrested. The patrol activity type is "PAT=V".</p>						

18.	FEBRUARY 25, 2019	1100 HOURS	THEFT		DEPUTY P. CHILLIS	
	DAYSHIFT:	3600 BRUNSWICK CROS	WCID #89	"M"	HC:	1902-00153
<p>On February 25, 2019, a Monday, at approximately 11:45 hours, while on patrol in the "WCID #89 Contract", I Deputy P. Chillis (riding unit 87S11) with the Harris County Constable Department of Precinct 7 was dispatched to a Theft. Deputy met with the Reportee in reference to a Theft and will continue investigation. The patrol activity type is "PAT=U".</p>						

19.	FEBRUARY 26, 2019	0900 HOURS	FOLLOW UP-BURG BUILDING	DEPUTY A. RIVERA		
	NIGHTSHIFT:	4000 S SAM HOU PW E	WCID #89	“N/A”	HC:	1902-00155
<p>On February 26, 2019, a Tuesday, at approximately 0900 hours, while patrolling the “WCID #89 Contract”, I, observed through an email from Bay Area Investigators identifying a Suspect from a Burglary of a Building. Deputy Rivera filed a warrant of arrest for Burglary of a Building. The Suspect was in jail in Brazoria County at the time of warrant. Deputy Rivera advised them so he could be transferred to the Harris County Jail afterwards. The patrol activity type is “PAT=T/R”.</p>						

Sergeant Jon Meek

Sergeant Jon Meek
Neighborhood Patrol Division, First Line Supervisor
Harris County Constable’s Office of Precinct 713-643-6602