



MAY WALKER, CONSTABLE
PRECINCT SEVEN
HARRIS COUNTY, TEXAS

MAIN OFFICE
5300 Griggs Road
Houston, Texas 77021
PHONE (713) 643-6602
FAX (713) 643-3401

Date: March 11, 2020

From: Marcus Grant, B.S.
Patrol Lieutenant Field Operations
Harris County Constable's Office of Precinct "7"

To: Houston Southeast Management District
Public Safety Committee & Houston Southeast M.D. Board of Directors

Subject: February Monthly Productivity Analysis Report
Enclosure: **MPAR – February 2020**
Distribution: Executive Command Staff & Board of Directors & Management Company

The purpose of this "**Monthly Productivity Analysis Report**" (M.P.A.R.) is to provide the executive command staff with the appropriate data to analyze the productivity of assigned personnel and their shifts' activities to allow for the validation of individual and divisional performance evaluations. With regard to the specific contents of the report, there are 18 distinctive component parts of this report. These components are enumerated below:

- | | |
|--|---|
| 01. Patrol Activity Details | 10. Traffic Enforcement Report |
| 02. Patrol Activity Analytical Summary | 11. Trends & Percentages of Traffic |
| 03. Patrol Activity Percentages & Trends | 12. Citation & Warning Issuance Review |
| 04. Security Checks Report | 13. Call for Service Report (<i>C.F.S.</i>) |
| 05. Security Checks Percentages & Trends | 14. Trends & Percentages for <i>C.F.S.</i> |
| 06. Crisis Intervention Disposition Report | 15. Overtime Report (service at no Cost) |
| 07. Offense/Incident Generation Report | 16. Reserve Deputy Use (at no Cost) |
| 08. Criminal Arrest Types Report | 17. Incident Summarization |
| 09. Warrant Execution Report | 18. Hotspot Report Data Review |

A cursory analysis of the statistical data from this report should be demonstrative of the quality of performance of this agency in realizing the contractual obligations and the overall achievement of the goals and objectives of this Agency and the Contract Division.

2604 total miles were driven, and the shift responded to **2077** total service calls and conducted **01** crash investigations. The shift issued **16** traffic citations, made **02** arrests and handled **73** enforcement service related calls.

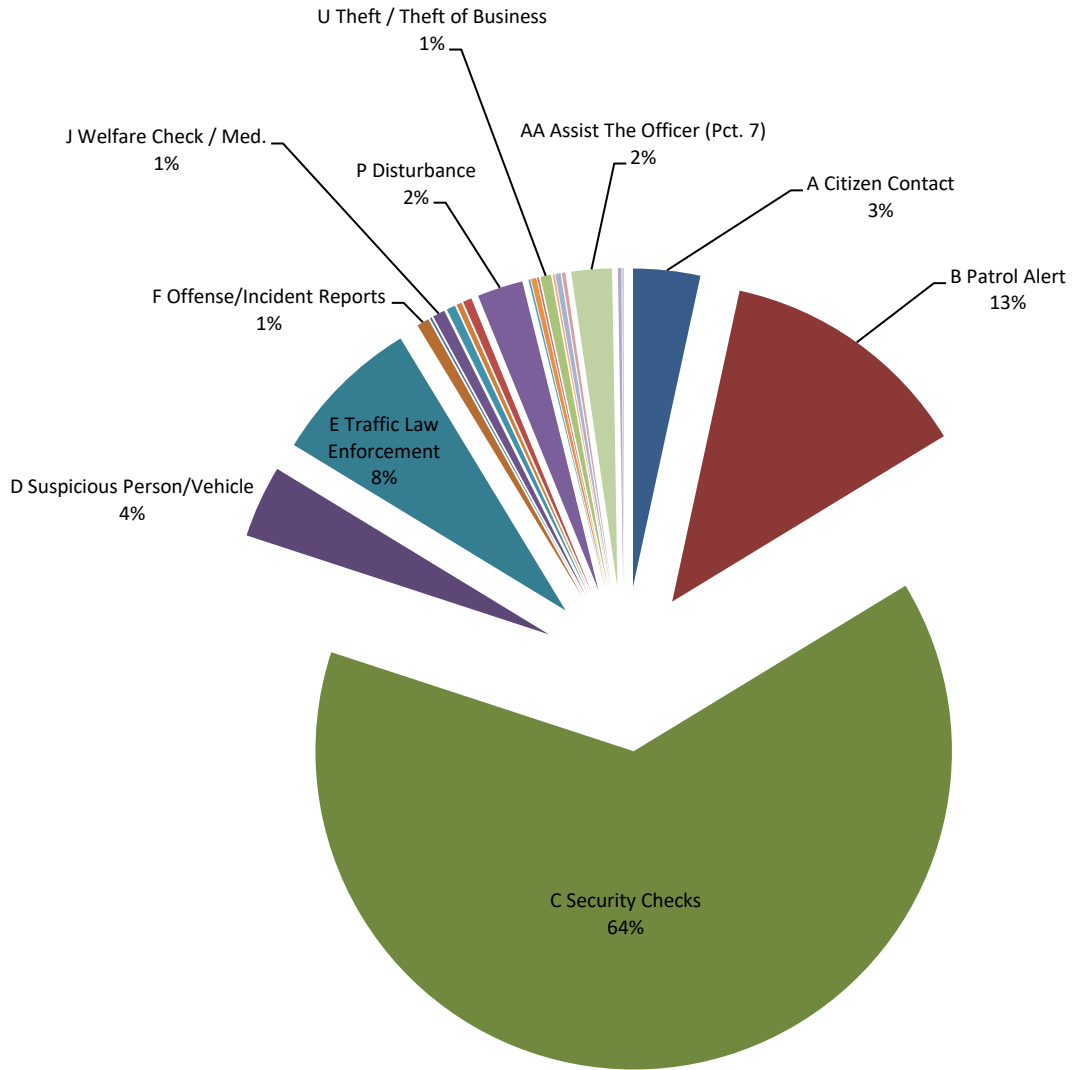
A. Patrol Activity Monthly Total:

1117

*	Patrol Activity Types	7S10	7S13	7S16	7S22	7S23	7S35	7S36	TOT	AVER	%
A	Citizen Contact	3	3	23	5	4	0	0	38	5.4	3%
B	Patrol Alert	19	12	71	14	7	21	0	144	20.6	13%
C	Security Checks	46	84	141	120	174	147	0	712	101.7	64%
D	Suspicious Person/Vehicle	3	7	6	4	11	10	0	41	5.9	4%
E	Traffic Law Enforcement	2	8	1	29	13	32	0	85	12.1	8%
F	Offense/Incident Reports	2	4	1	0	0	0	0	7	1.0	1%
G	Vacation Watch	1	0		0	0	0	0	1	0.1	0%
H	Open Door / Window	0	0	0	0	0	0	0	0	0.0	0%
I	Assist Contract Citizen	0	0	0	0	0	0	0	0	0.0	0%
J	Welfare Check / Med.	1	2	0	0	1	3	0	7	1.0	1%
K	Traffic Initiative	0	5	0	0	0	0	0	5	0.7	0%
L	Traffic Hazard	1	0	1	0	0	1	0	3	0.4	0%
M	Animal Humane	0	0	0	0	0	0	0	0	0.0	0%
N	Alarms	0	1	2	2	0	0	0	5	0.7	0%
O	Mental Cases (171)	0	0	0	0	0	0	0	0	0.0	0%
P	Disturbance	1	2	3	5	10	5	0	26	3.7	2%
Q	Criminal Investigation	0	1	0	0	0	0	0	1	0.1	0%
R	Follow-up Investigation	3	0	0	0	0	0	0	3	0.4	0%
S	Criminal Mischief	0	0	0	0	0	0	0	0	0.0	0%
T	Burglary Residence/Vehicle	1	0	0	0	0	0	0	1	0.1	0%
U	Theft / Theft of Business	0	3	2	1	0	0	0	6	0.9	1%
V	Citizen Assaulted	0	0	0	0	0	0	0	0	0.0	0%
W	Robbery of an Individual	0	0	0	0	0	0	0	0	0.0	0%
X	Trespass Warning	1	0	0	0	0	0	0	1	0.1	0%
Y	Major/Minor Crash	1	1	0	0	0	1	0	3	0.4	0%
Z	Child Custody Disputes	0	1	0	1	0	0	0	2	0.3	0%
AA	Assist The Officer (Pct. 7)	9	4	2	0	5	3	0	23	3.3	2%
BB	Runaway Missing Persons	0	0	0	2	0	0	0	2	0.3	0%
CC	Assisted LEA	0	0	0	0	0	0	0	0	0.0	0%
DD	Solicitors	0	0	0	0	0	0	0	0	0.0	0%
EE	Meeting/Event/Ct.	1	0	0	0	0	0	0	1	0.1	0%
*	MONTH TOTALS	95	138	253	183	225	223	0	1117	159.6	100%

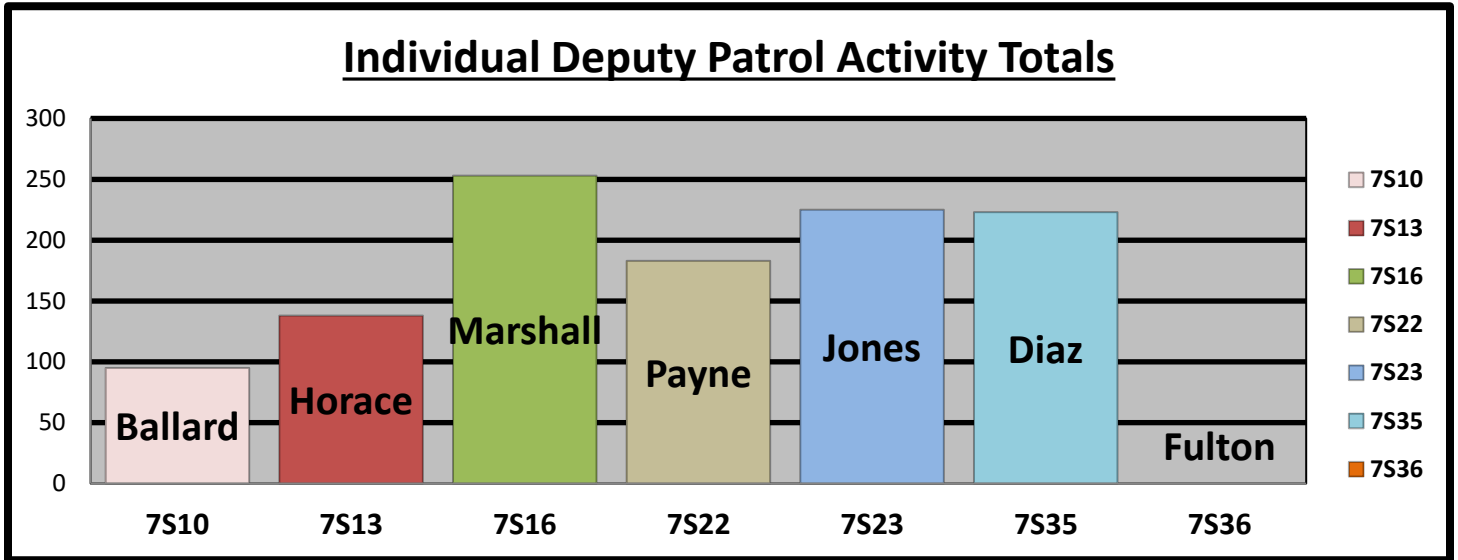
A1. Patrol Activity Percentage:

Percentage of Patrol Activity



- | | | | |
|-------------------------------|------------------------------|----------------------------------|--------------------------------|
| ■ A Citizen Contact | ■ B Patrol Alert | ■ C Security Checks | ■ D Suspicious Person/Vehicle |
| ■ E Traffic Law Enforcement | ■ F Offense/Incident Reports | ■ G Vacation Watch | ■ H Open Door / Window |
| ■ I Assist Contract Citizen | ■ J Welfare Check / Med. | ■ K Traffic Initiative | ■ L Traffic Hazard |
| ■ M Animal Humane | ■ N Alarms | ■ O Mental Cases (171) | ■ P Disturbance |
| ■ Q Criminal Investigation | ■ R Follow-up Investigation | ■ S Criminal Mischief | ■ T Burglary Residence/Vehicle |
| ■ U Theft / Theft of Business | ■ V Citizen Assaulted | ■ W Robbery of an Individual | ■ X Trespass Warning |
| ■ Y Major/Minor Crash | ■ Z Child Custody Disputes | ■ AA Assist The Officer (Pct. 7) | ■ BB Runaway Missing Persons |
| ■ CC Assisted LEA | ■ DD Solicitors | ■ EE Meeting/Event/Ct. | |

B. Patrol Activity by Houston Southeast Management District Personnel:

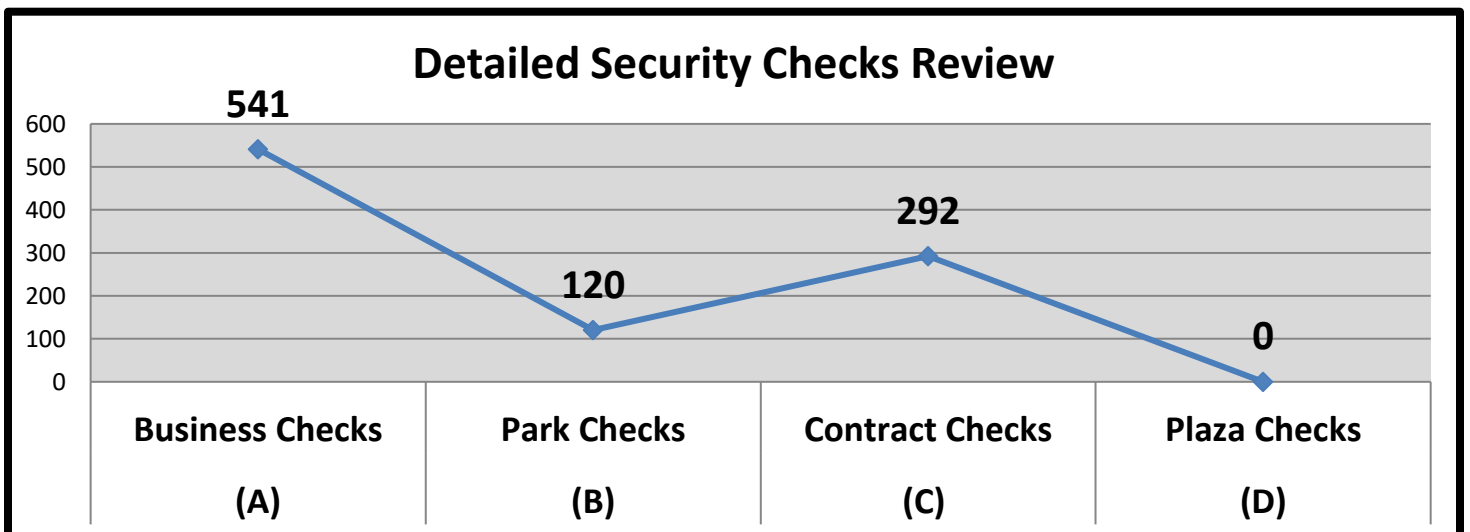


C. Security Checks Monthly Total:

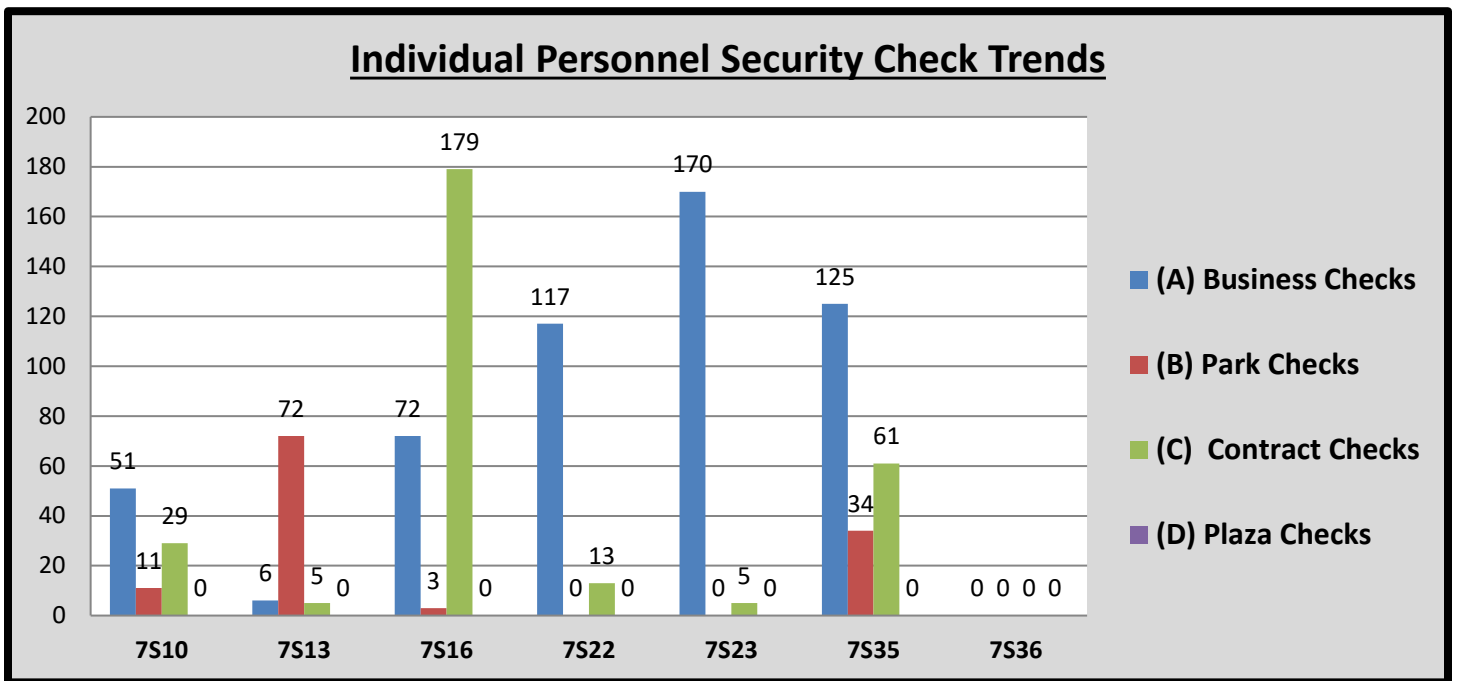
0953

* Security Checks	7S10	7S13	7S16	7S22	7S23	7S35	7S36	TOT	AVER	%
(A) Business Checks	51	6	72	117	170	125	0	541	77.3	57%
(B) Park Checks	11	72	3	0	0	34	0	120	17.1	13%
(C) Contract Checks	29	5	179	13	5	61	0	292	41.7	31%
(D) School Checks	0	0	0	0	0	0	0	0	0.0	0%
(E) Totals	91	83	254	130	175	220	0	953	136.1	100%

D. Detailed Security Checks Monthly:



E. Individual Personnel Security Check Trends:



F. CIT/MHO Dispositions Monthly Total:

000

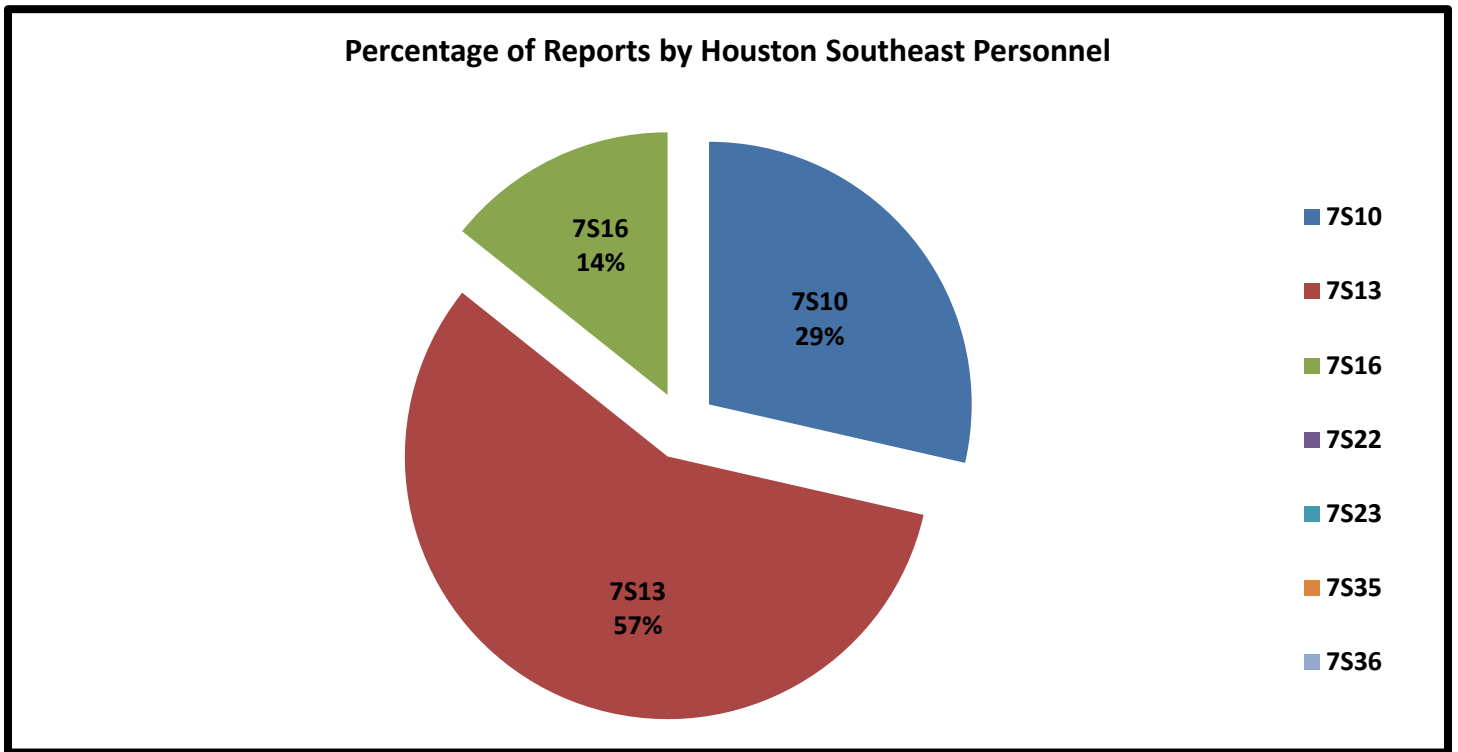
*	C.I.T. Dispositions	7S10	7S13	7S16	7S22	7S23	7S35	7S36	TOT	AVER	%
(A)	CIT/MHO Outside Referral	0	0	0	0	0	0	0	0	0.0	#DIV/0!
(B)	CIT/MHO Transport	0	0	0	0	0	0	0	0	0.0	#DIV/0!
(C)	CIT/MHO CIT Contact	0	0	0	0	0	0	0	0	0.0	#DIV/0!
(D)	CIT/MHO Arrest	0	0	0	0	0	0	0	0	0.0	#DIV/0!
(E)	Totals	0	0	0	0	0	0	0	0	0.0	#DIV/0!

G. Offense/Incident Reports Monthly Total:

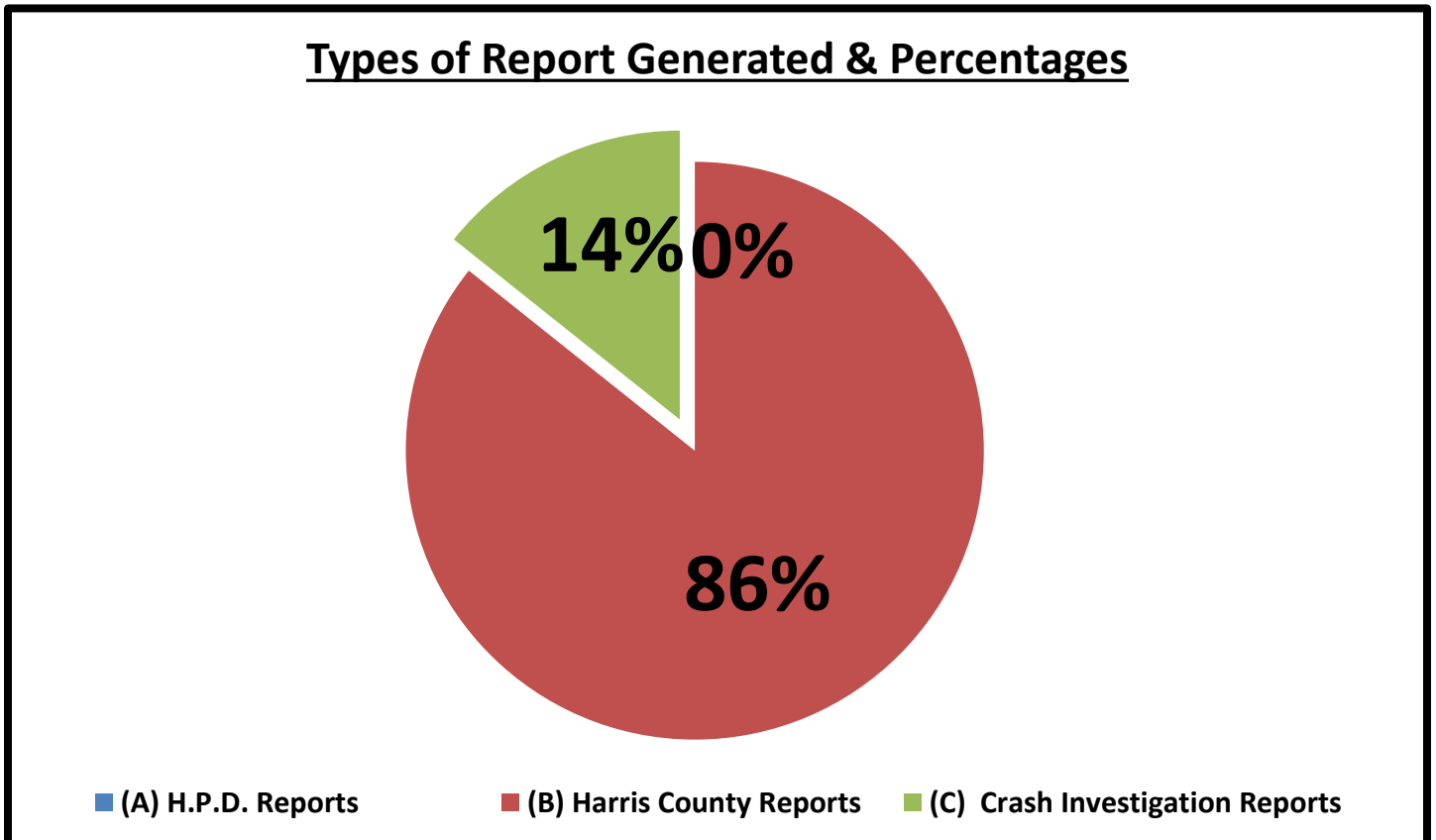
007

*	Offense/Incident Reports	7S10	7S13	7S16	7S22	7S23	7S35	7S36	TOT	AVER	%
(A)	H.P.D. Reports	0	0	0	0	0	0	0	0	0.0	0%
(B)	Harris County Reports	2	3	1	0	0	0	0	6	0.9	86%
(C)	Crash Investigation Reports	0	1	0	0	0	0	0	1	0.1	14%
(D)	Totals	2	4	1	0	0	0	0	7	1.0	100%

H. Report Generation Percentages:



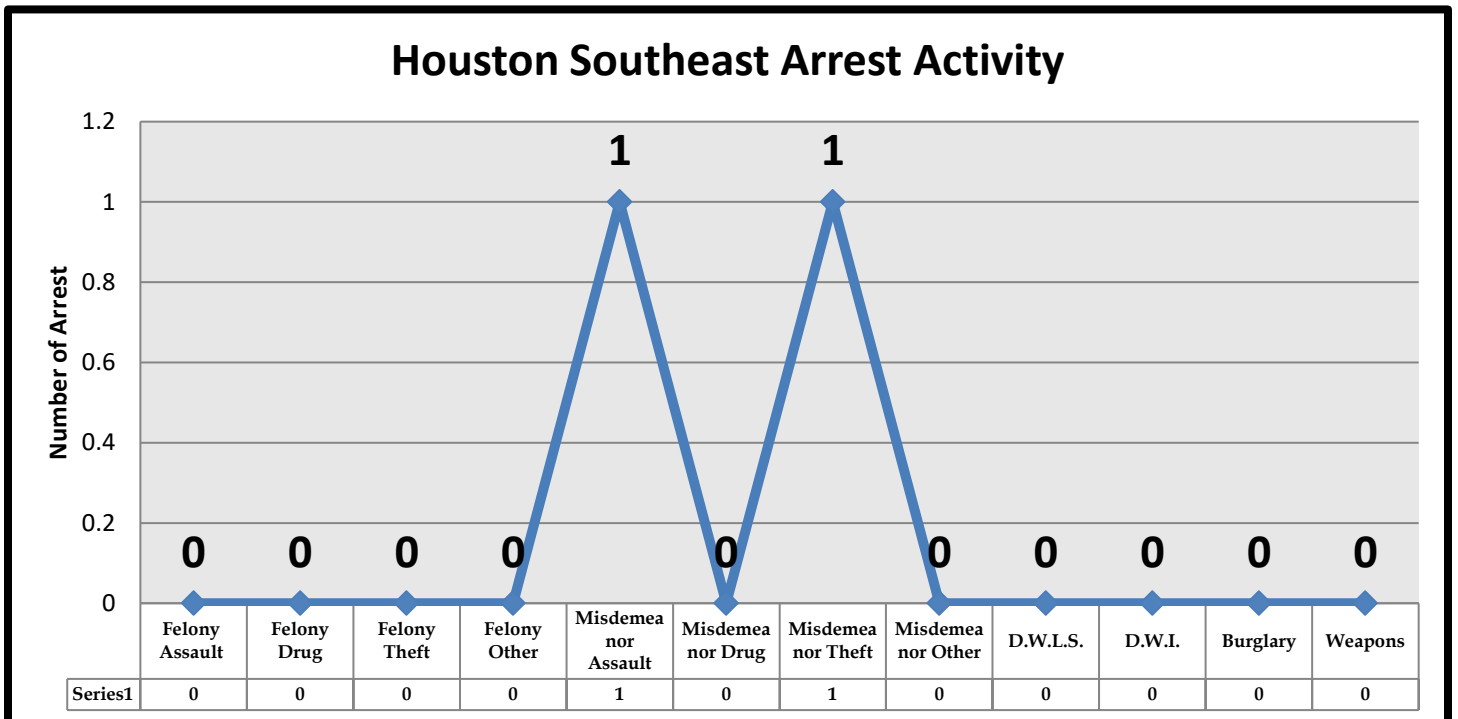
I. Percentages:



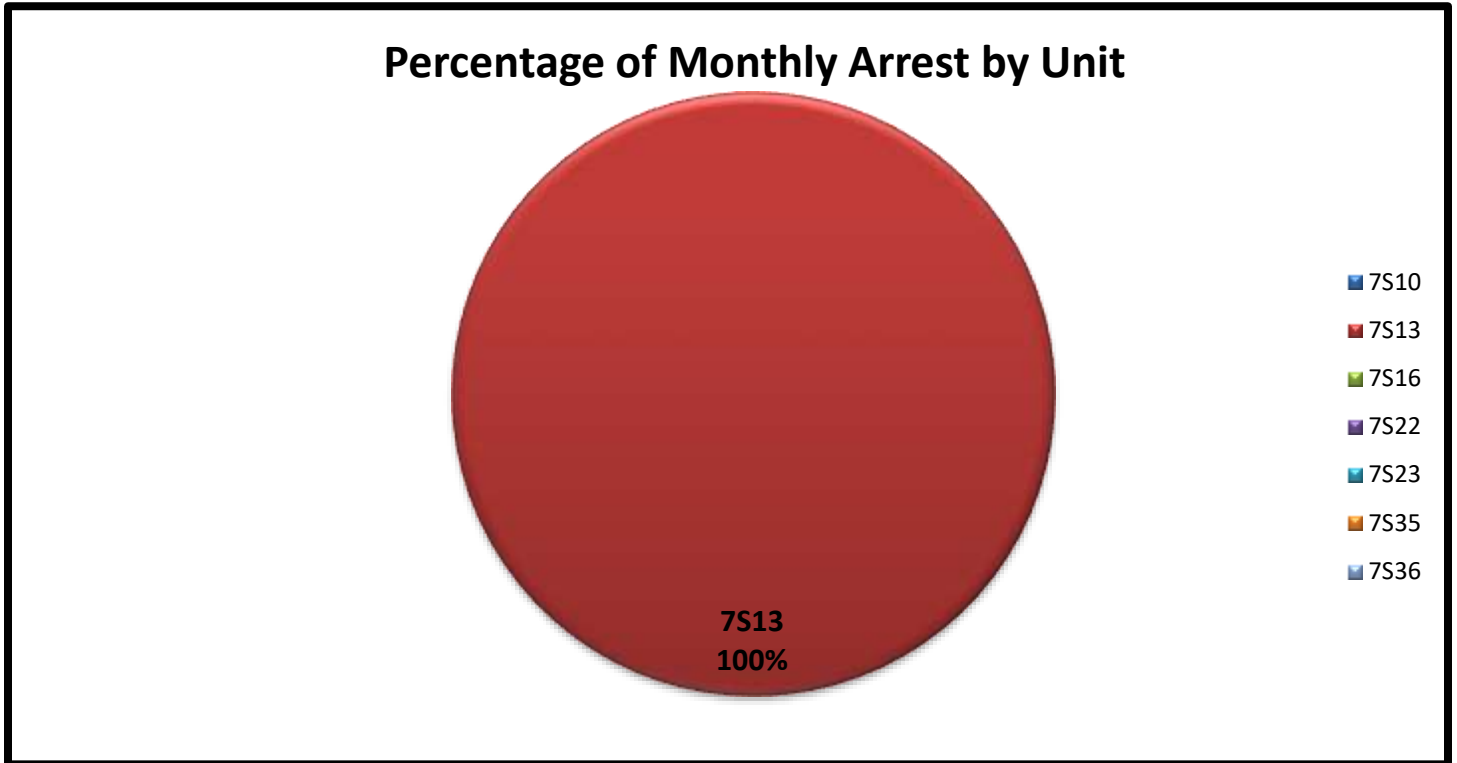
J. Types of Criminal Arrests Monthly Total:

*	Types of Criminal Arrests	7S10	7S13	7S16	7S22	7S23	7S35	7S36	TOT	AVER	%
A	Felony Assault	0	0	0	0	0	0	0	0	0.0	0%
B	Felony Drug	0	0	0	0	0	0	0	0	0.0	0%
C	Felony Theft	0	0	0	0	0	0	0	0	0.0	0%
D	Felony Other	0	0	0	0	0	0	0	0	0.0	0%
E	Misdemeanor Assault	0	1	0	0	0	0	0	1	0.1	50%
F	Misdemeanor Drug	0	0	0	0	0	0	0	0	0.0	0%
G	Misdemeanor Theft	0	1	0	0	0	0	0	1	0.1	50%
H	Misdemeanor Other	0	0	0	0	0	0	0	0	0.0	0%
I	D.W.L.S.	0	0	0	0	0	0	0	0	0.0	0%
J	D.W.I.	0	0	0	0	0	0	0	0	0.0	0%
K	Burglary	0	0	0	0	0	0	0	0	0.0	0%
L	Weapons	0	0	0	0	0	0	0	0	0.0	0%
M	Totals	0	2	0	0	0	0	0	2	0.3	100%

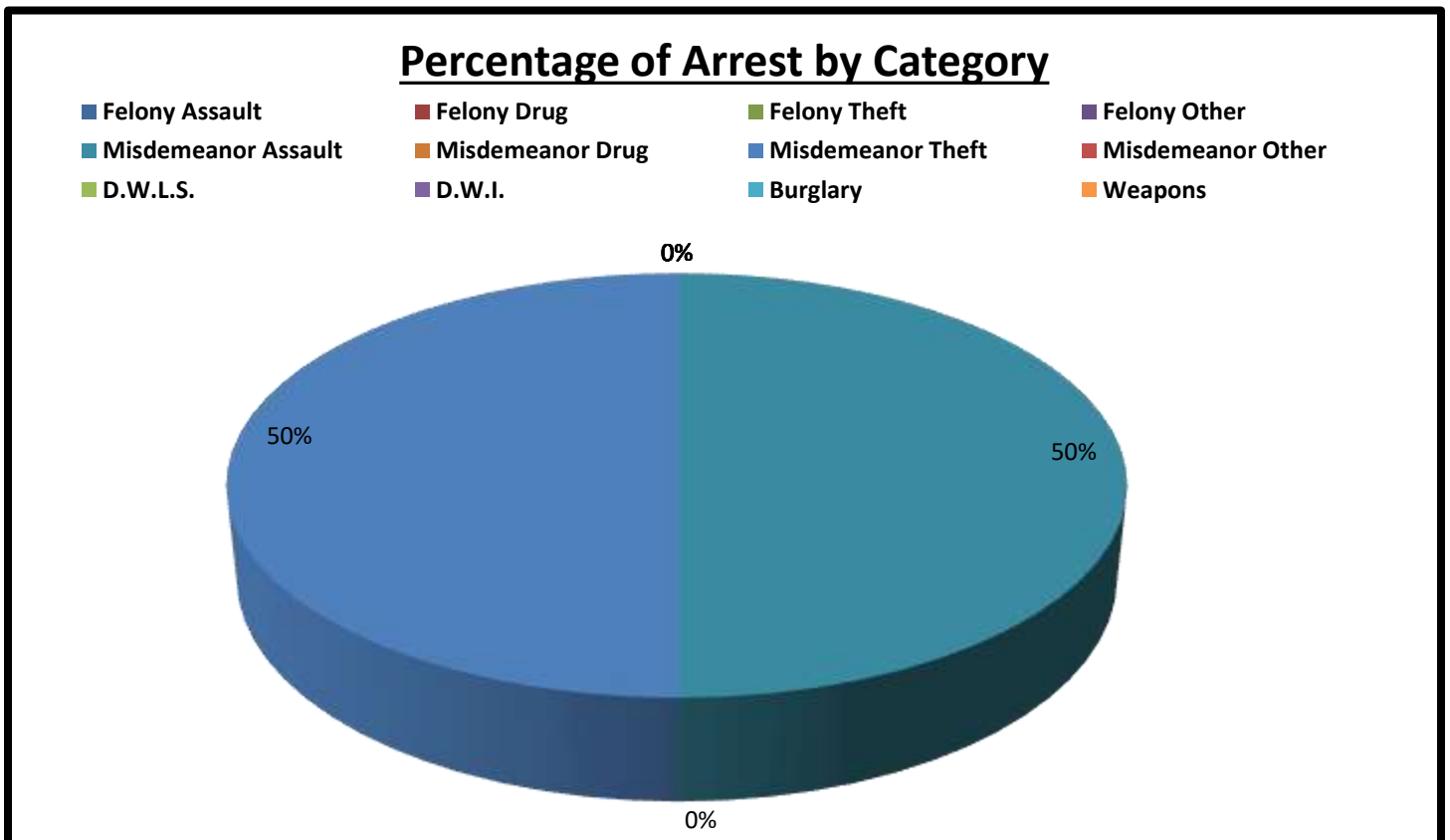
K. Types of Criminal Arrests Monthly Total:



L. Types of Criminal Arrests Monthly Total:



M. Types of Criminal Arrests Monthly Total:



N. Executed Warrant Monthly Total:

000

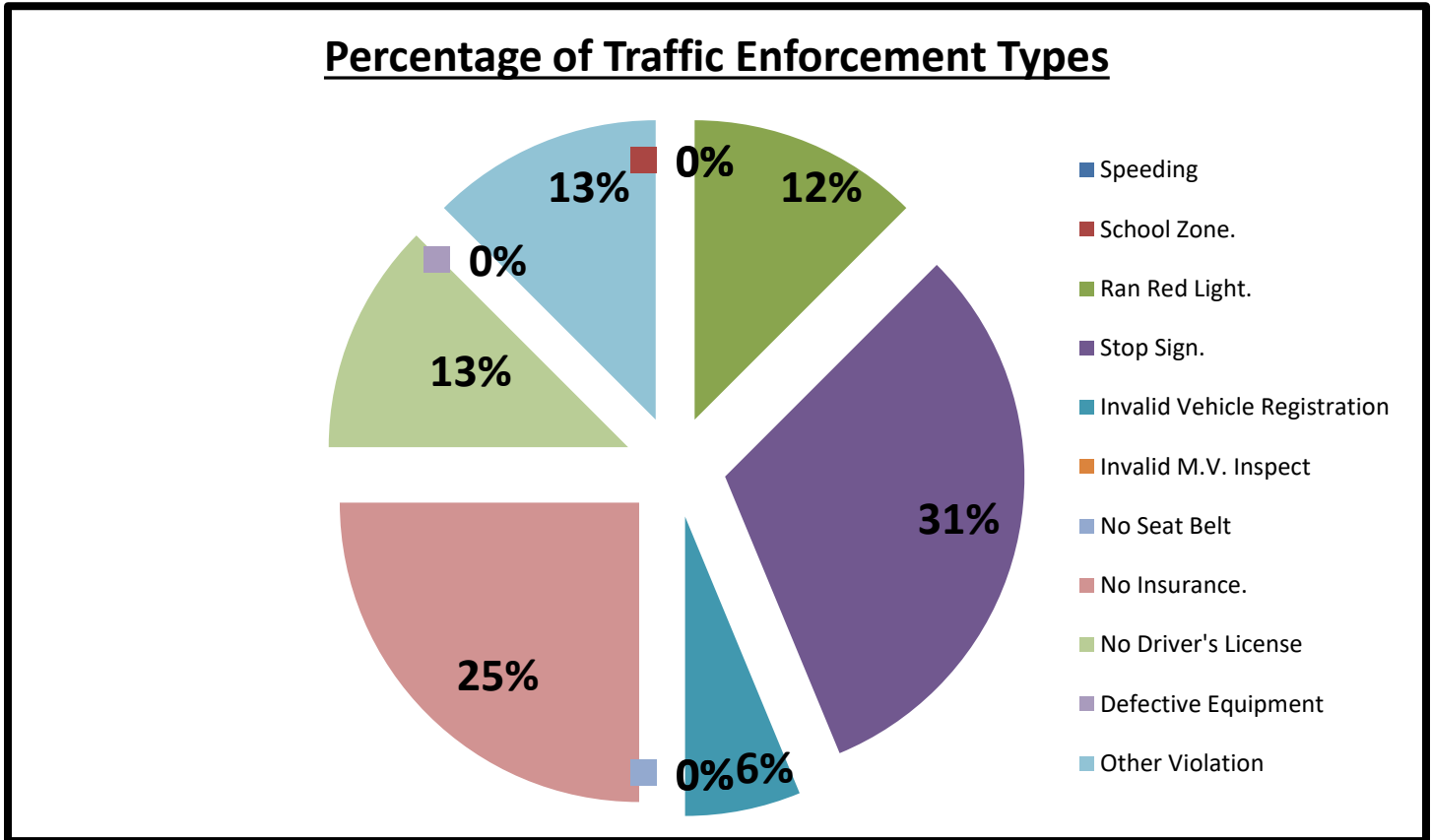
*	Executed Warrants	7S10	7S13	7S16	7S22	7S23	7S35	7S36	TOT	AVER	%
(A)	Felony Warrants	0	0	0	0	0	0	0	0	0.0	#DIV/0!
(B)	Misdemeanor Warrants	0	0	0	0	0	0	0	0	0.0	#DIV/0!
(C)	<i>Totals</i>	0	0	0	0	0	0	0	0	0.0	#DIV/0!

O. Traffic Law Enforcement Total:

071

*	Traffic Enforcement	7S10	7S13	7S16	7S22	7S23	7S35	7S36	TOT	AVER	%
A	Speeding	0	0	0	0	0	0	0	0	0.0	0%
B	School Zone.	0	0	0	0	0	0	0	0	0.0	0%
C	Ran Red Light.	0	2	0	0	0	0	0	2	0.3	13%
D	Stop Sign.	0	5	0	0	0	0	0	5	0.7	31%
E	Invalid Vehicle Registration	0	1	0	0	0	0	0	1	0.1	6%
F	Invalid M.V. Inspect	0	0	0	0	0	0	0	0	0.0	0%
G	No Seat Belt	0	0	0	0	0	0	0	0	0.0	0%
H	No Insurance.	0	4	0	0	0	0	0	4	0.6	25%
I	No Driver's License	0	2	0	0	0	0	0	2	0.3	13%
J	Defective Equipment	0	0	0	0	0	0	0	0	0.0	0%
K	Other Violation	0	1	1	0	0	0	0	2	0.3	13%
L	Written Warnings	0	0	0	0	0	0	0	0	0.0	0%
M	Verbal Warning	2	5	0	9	7	32	0	55	7.9	100%
N	Citation	0	15	1	0	0	0	0	16	2.3	23%
O	Total Violations	2	20	1	9	7	32	0	71	10.1	100%

P. Traffic Law Enforcement Total:



Q. Citations vs. Warnings Monthly Total:

071

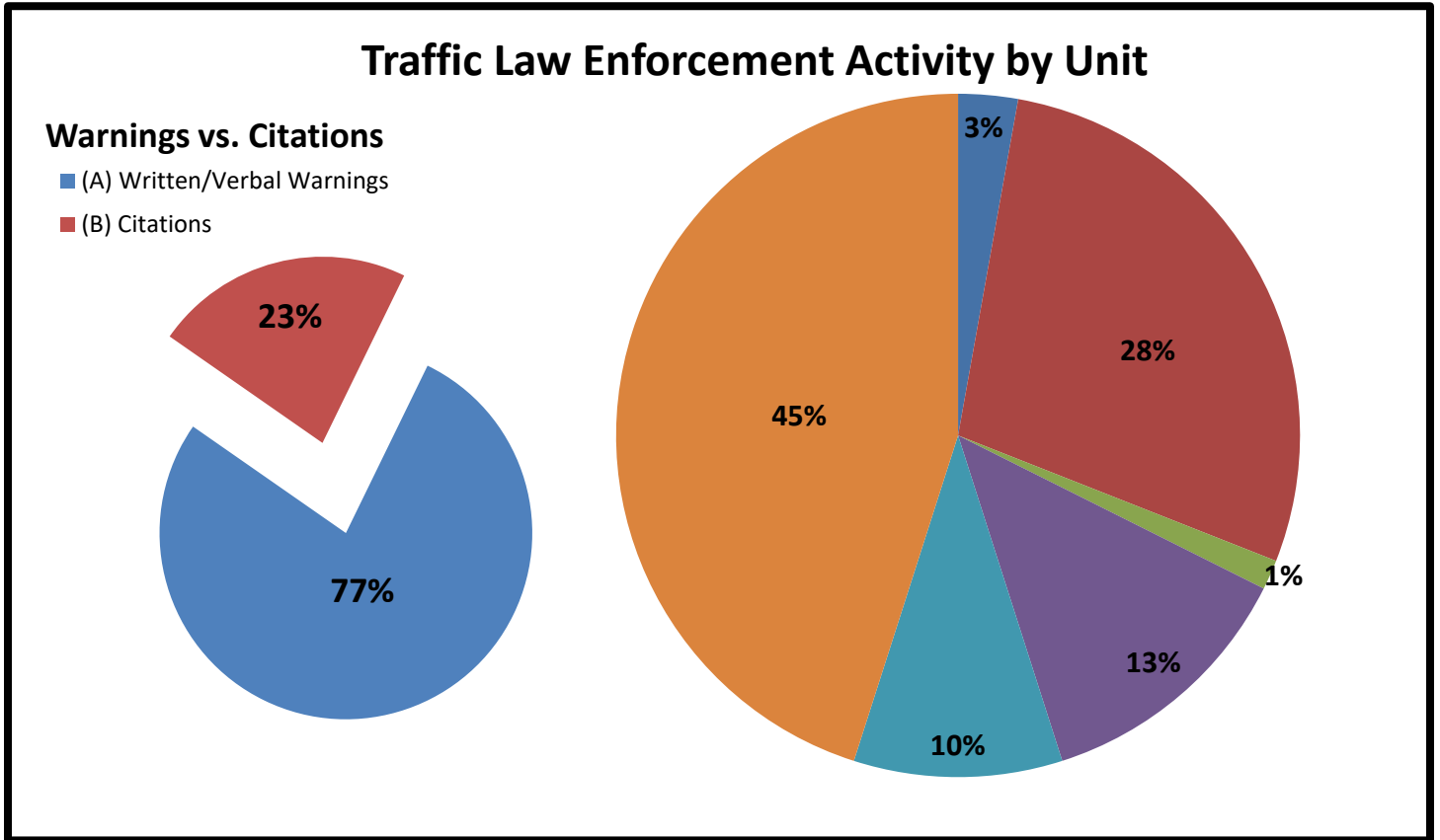
*	Warnings vs. Citations	7S10	7S13	7S16	7S22	7S23	7S35	7S36	TOT	AVER	%
(A)	Written/Verbal Warnings	2	5	0	9	7	32	0	55	7.9	77%
(B)	Citations	0	15	1	0	0	0	0	16	2.3	23%
(C)	<i>Totals</i>	2	20	1	9	7	32	0	71	10.1	100%

R. Sources of Calls for Service Monthly Total:

1110

*	Sources of Calls for Service	7S10	7S13	7S16	7S22	7S23	7S35	7S36	TOT	AVER	%
(A)	On View	0	0	73	3	11	36	0	123	17.6	11%
(B)	Dispatched	10	25	12	9	33	15	0	104	14.9	9%
(C)	Self-Initiated	83	107	169	171	181	172	0	883	126.1	80%
(D)	<i>Totals</i>	93	132	254	183	225	223	0	1110	158.6	100%

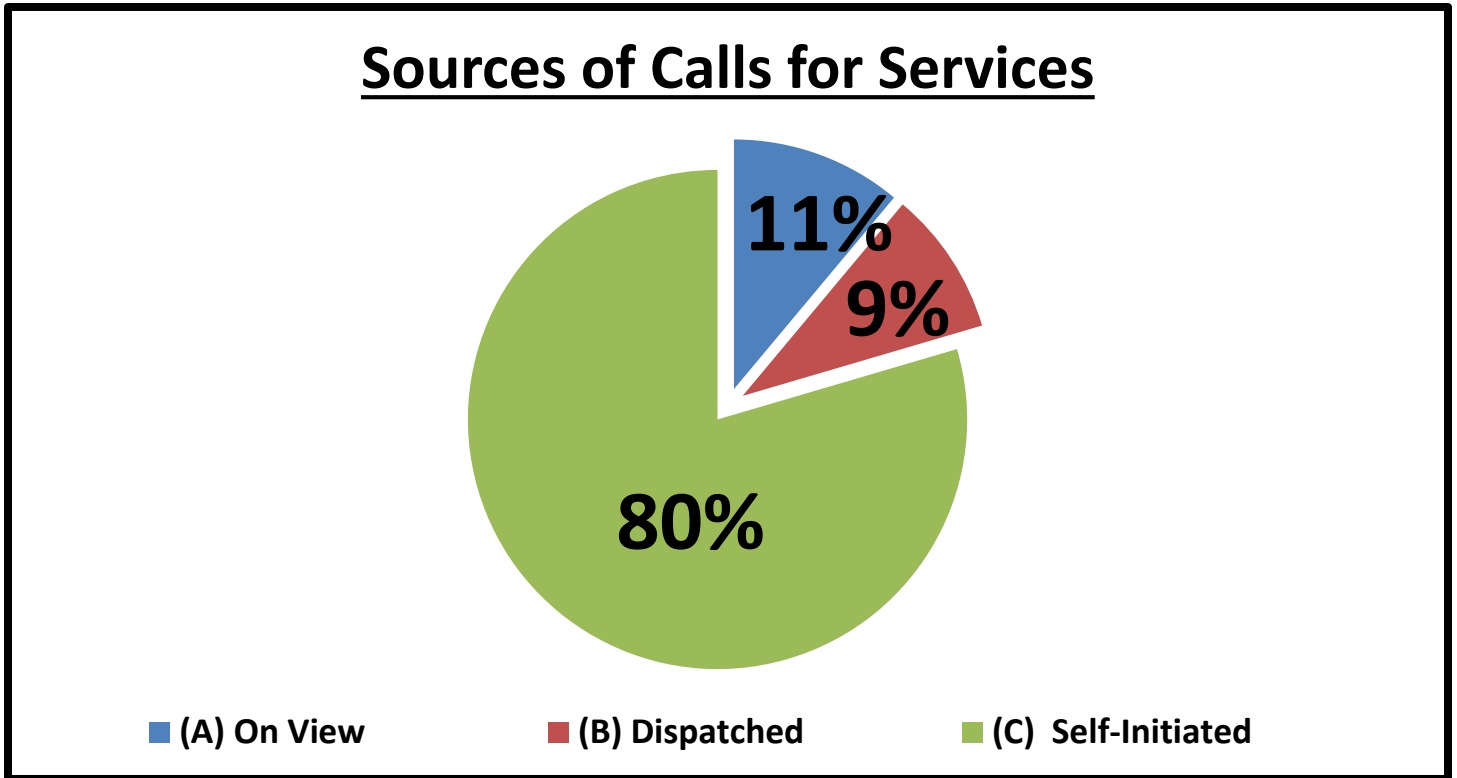
S. Sources of Calls for Service Percentages:



T. Sources of Calls for Service Percentages:

*	Sources of Calls for Service	7S10	7S13	7S16	7S22	7S23	7S35	7S36	TOT
(A)	On View	0%	0%	29%	2%	5%	16%	#DIV/0!	11%
(B)	Dispatched	11%	19%	5%	5%	15%	7%	#DIV/0!	9%
(C)	Self-Initiated	89%	81%	67%	93%	80%	77%	#DIV/0!	80%
(D)	Totals	100%	100%	100%	100%	100%	100%	#DIV/0!	100%

U. Sources of Calls for Service Percentages:



V. Free Reserve Personnel Time Utilized in Contract Monthly Total: 000

*	Free Reserve Personnel Time	7S10	7S13	7S16	7S22	7S23	7S35	7S36		TOT	AVER	%
(A)	Totals	0	0	0	0	0	0	0		0	0.0	#DIV/0!

W. Mileage Total: 2604

*	Mileage	7S10	7S13	7S16	7S22	7S23	7S35	7S36		TOT	AVER	%
(A)	Totals	369	529	397	51	702	556	0		2604	372.0	233%

Y. Incident Summaries:

01.	FEBRUARY 05, 2020	1300 HOURS	MINOR ACCIDENT		DEPUTY D. HORACE	
	DAYSHIFT:	2000 OLD SPANISH TRL	GSEMD	"N/A"	HC:	2002-00043
<p>On Wednesday, February 5, 2020, at approximately 1330 hours, while on patrol in the "Houston Southeast" contract, I was dispatched to a minor accident at 2000 Old Spanish Trail. Upon my arrival, I met with both parties and obtained information for the report. An accident report was generated. The patrol activity type is "PAT=Y."</p>						
02.	FEBRUARY 12, 2020	1500 HOURS	THEFT		DEPUTY D. HORACE	
	DAYSHIFT:	4433 GRIGGS ROAD	GSEMD	"M"	HC:	2002-00104
<p>On Wednesday, February 12, 2020, at approximately 1553 hours, while on patrol in the "Houston Southeast" contract, I was dispatched to a theft/shoplifter at "Citi-Trends" Clothing Store, located at 4433 Griggs Rd. A black female stole several items from the store. ADA Ortiz accepted Class "B" theft charges against the suspect. I arrested the suspect and transported her to the JPC for processing, and filed charges. The patrol activity type is "PAT=U."</p>						
03.	FEBRUARY 22, 2020	1500 HOURS	ASSAULT-DV		DEPUTY D. HORACE	
	DAYSHIFT:	4460 S MACGREGOR	GSEMD	"M"	HC:	2002-00185
<p>On Saturday, February 22, 2020, at approximately 1540 hours, while on patrol in the "Houston Southeast" contract, I was dispatched to disturbance at 4460 S. MacGregor Way. Upon my arrival, I encountered a black male with a bloody nose and a black female. The female stated that she and the male are in a romantic relationship. The female then stated that the male had clicked the "like" button on a picture, on social media, of another female. The girlfriend then stated that she became angry and punched her boyfriend in the face with her fists. ADA Johnson accepted Class "A" Assault/Family Violence charges against the female suspect. I arrested the female suspect and transported her to the JPC for processing. I then completed an offense report. The patrol activity type is "PAT=P."</p>						
04.	FEBRUARY 25, 2020	1700 HOURS	SUPPLEMENT-PCS		DEPUTY P. MARSHALL	
	DAYSHIFT:	5290 GRIGGS ROAD	GSEMD	"N/A"	HC:	2002-00212
<p>On February 25, 2020, a Wednesday, at approximately 1700 hours while at the station of 5290 Griggs "Houston Southeast" contract, I Deputy P. Marshall riding unit 87S16 with the Harris County Constable Department of Precinct 7 was inside the station and was asked by Deputy Sanders 87P20 to search his female prisoner Deputy Marshall located a straw and a plastic bag with A white powdery substance looked to be cocaine. A supplement report was generated. The patrol activity type is "PAT=F/CC".</p>						
05.	FEBRUARY 26, 2020	1300 HOURS	CHILD CUSTODY DISPUTE		DEPUTY D. HORACE	
	DAYSHIFT:	5290 GRIGGS ROAD	GSEMD	"N/A"	HC:	2002-00211
<p>On Wednesday, February 26, 2020 at approximately 1349 hours, while on patrol in the "Houston Southeast" contract, I was dispatched to a child custody dispute at 5290 Griggs Rd. I arrived and met with the female complainant who stated that the father of her two children is constantly keeping the children outside the stipulated court ordered days and times. The patrol activity type is "PAT=Z."</p>						

06.	FEBRUARY 27, 2020	1400 HOURS	TERRORISTIC THREAT	DEPUTY J. BALLARD		
	DAYSHIFT:	4460 S MACGREGOR	GSEMD	"M"	HC:	2002-00221
	<p>On February 27, 2020, a Thursday, at approximately 1437 hours while on patrol in the "Houston Southeast" contract, I Deputy J. Ballard unit 87S10 with the Harris County Constable Department of Precinct 7 was performing routine patrol and law enforcement services when I flagged down in reference to a disturbance. Upon arrival, I met two roommates that had physical altercation. Deputy learned during the course of the field investigation both parties made threats to each other. One of the roommates known family member brandish a firearm through a form social media. The investigation is on-going. A report was generated. The patrol activity type is "PAT=P/V".</p>					

07.	FEBRUARY 28, 2020	1000 HOURS	SUPPLEMENT-TERRORISTIC	DEPUTY J. BALLARD		
	DAYSHIFT:	4460 S MACGREGOR	GSEMD	"N/A"	HC:	2002-00221-01
	<p>On January 09, 2019, a Thursday, at approximately 1345 hours while on patrol in the "Houston Southeast" contract, I Deputy J. Ballard unit 87S10 with the Harris County Constable Department of Precinct 7 was performing routine patrol and law enforcement services when I conducted a follow up in reference to terroristic threat. Deputy made contact with Harris County District Attorney's Office in which time declined to press charges on parties involved incident on February 27, 2020. The patrol activity type is "PAT=R".</p>					

Lieutenant Marcus Grant

Marcus Grant, B.S.

Patrol Lieutenant Field Operations

Harris County Constable's Office of Precinct

"713-643-6602 OR 713-566-1720