



**MAY WALKER**, CONSTABLE  
PRECINCT SEVEN  
HARRIS COUNTY, TEXAS

MAIN OFFICE  
5300 Griggs Road  
Houston, Texas 77021  
PHONE (713) 643-6602  
FAX (713) 643-3401

**Date: March 19, 2019**

From: Marcus Grant, B.S.  
Patrol Lieutenant Field Operations  
Harris County Constable's Office of Precinct "7"

To: Houston Southeast Management District  
Public Safety Committee & Houston Southeast M.D. Board of Directors

Subject: February Monthly Productivity Analysis Report  
Enclosure: **MPAR – February 2019**  
Distribution: Executive Command Staff & Board of Directors & Management Company

The purpose of this "**Monthly Productivity Analysis Report**" (M.P.A.R.) is to provide the executive command staff with the appropriate data to analyze the productivity of assigned personnel and their shifts' activities to allow for the validation of individual and divisional performance evaluations. With regard to the specific contents of the report, there are 18 distinctive component parts of this report. These components are enumerated below:

- |  |   |
|--|---|
| 01. Patrol Activity Details                | 10. Traffic Enforcement Report                |
| 02. Patrol Activity Analytical Summary     | 11. Trends & Percentages of Traffic           |
| 03. Patrol Activity Percentages & Trends   | 12. Citation & Warning Issuance Review        |
| 04. Security Checks Report                 | 13. Call for Service Report ( <i>C.F.S.</i> ) |
| 05. Security Checks Percentages & Trends   | 14. Trends & Percentages for <i>C.F.S.</i>    |
| 06. Crisis Intervention Disposition Report | 15. Overtime Report (service at no Cost)      |
| 07. Offense/Incident Generation Report     | 16. Reserve Deputy Use (at no Cost)           |
| 08. Criminal Arrest Types Report           | 17. Incident Summarization                    |
| 09. Warrant Execution Report               | 18. Hotspot Report Data Review                |

A cursory analysis of the statistical data from this report should be demonstrative of the quality of performance of this agency in realizing the contractual obligations and the overall achievement of the goals and objectives of this Agency and the Contract Division.

**2216** total miles were driven, and the shift responded to **1603** total service calls and conducted **001** crash investigations. The shift issued **04** traffic citations, made **01** arrests and handled **013** enforcement service related calls.

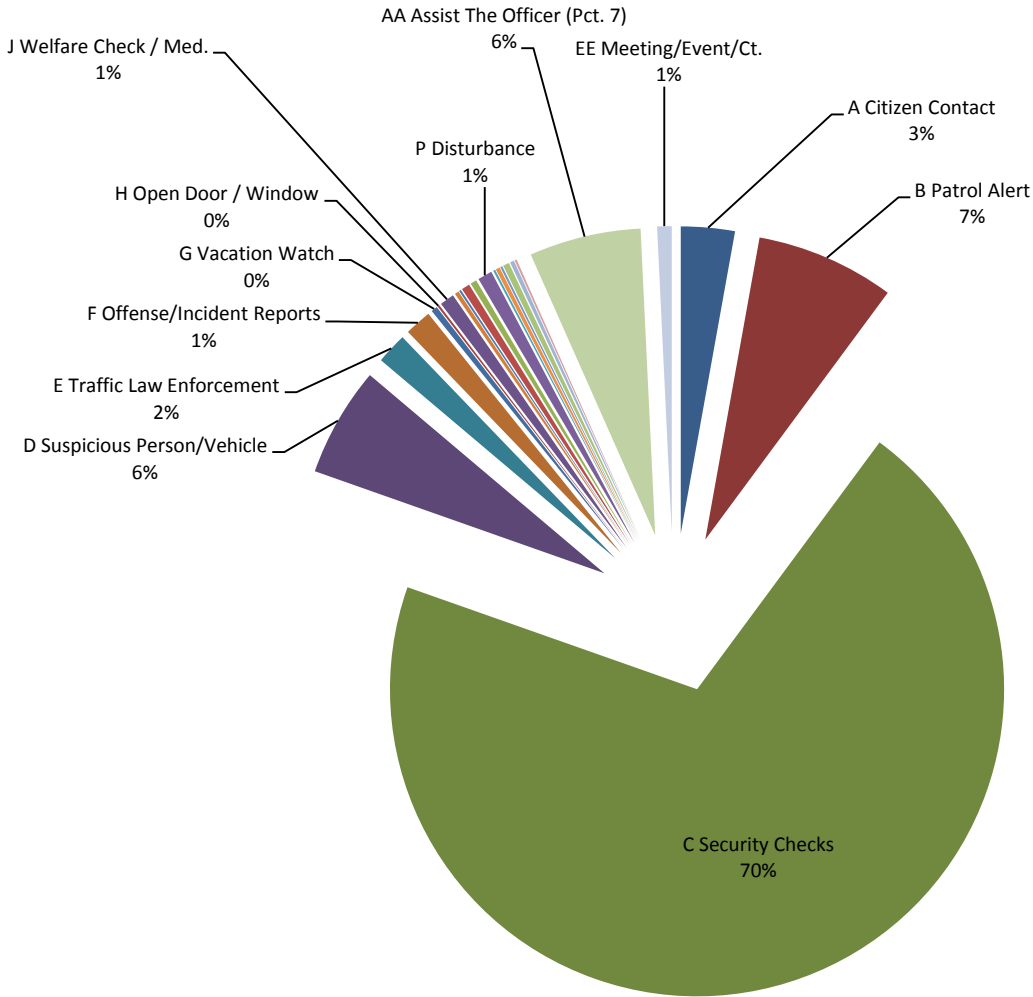
# A. Patrol Activity Monthly Total:

**0918**

* <i>Patrol Activity Types</i>	7S10	7S13	7S16	7S22	7S23	7S35	7S36	TOT	AVER	%
A Citizen Contact	3	0	13	4	2	0	4	26	3.7	3%
B Patrol Alert	20	0	7	13	9	0	18	67	9.6	7%
C Security Checks	60	99	43	181	62	0	200	645	92.1	70%
D Suspicious Person/Vehicle	16	12	2	10	8	0	5	53	7.6	6%
E Traffic Law Enforcement	3	1	0	3	5	0	3	15	2.1	2%
F Offense/Incident Reports	3	6	0	4	0	0	0	13	1.9	1%
G Vacation Watch	0	0	1	0	0	0	2	3	0.4	0%
H Open Door / Window	0	0	0	0	1	0	0	1	0.1	0%
I Assist Contract Citizen	0	0	0	0	0	0	0	0	0.0	0%
J Welfare Check / Med.	3	0	0	3	1	0	0	7	1.0	1%
K Traffic Initiative	0	0	0	0	0	0	0	0	0.0	0%
L Traffic Hazard	1	1	0	0	0	0	0	2	0.3	0%
M Animal Humane	0	0	0	0	1	0	0	1	0.1	0%
N Alarms	2	1	0	0	1	0	0	4	0.6	0%
O Mental Cases (171)	0	1	0	2	0	0	0	3	0.4	0%
P Disturbance	1	4	0	0	1	0	1	7	1.0	1%
Q Criminal Investigation	0	0	0	1	0	0	0	1	0.1	0%
R Follow-up Investigation	1	0	0	1	0	0	0	2	0.3	0%
S Criminal Mischief	1	0	0	0	0	0	0	1	0.1	0%
T Burglary Residence/Vehicle	0	0	0	0	0	0	0	0	0.0	0%
U Theft / Theft of Business	1	2	0	0	0	0	0	3	0.4	0%
V Citizen Assaulted	0	0	0	0	0	0	0	0	0.0	0%
W Robbery of an Individual	0	0	0	0	0	0	0	0	0.0	0%
X Trespass Warning	0	0	0	0	0	0	0	0	0.0	0%
Y Major/Minor Crash	0	2	0	0	0	0	0	2	0.3	0%
Z Child Custody Disputes	0	0	0	1	0	0	0	1	0.1	0%
AA Assist The Officer (Pct. 7)	5	0	3	15	24	0	7	54	7.7	6%
BB Runaway Missing Persons	0	0	0	0	0	0	0	0	0.0	0%
CC Assisted LEA	0	0	0	0	0	0	0	0	0.0	0%
DD Solicitors	0	0	0	0	0	0	0	0	0.0	0%
EE Meeting/Event/Ct.	4	3	0	0	0	0	0	7	1.0	1%
<b>* MONTH TOTALS</b>	<b>124</b>	<b>132</b>	<b>69</b>	<b>238</b>	<b>115</b>	<b>0</b>	<b>240</b>	<b>918</b>	<b>131.1</b>	<b>100%</b>

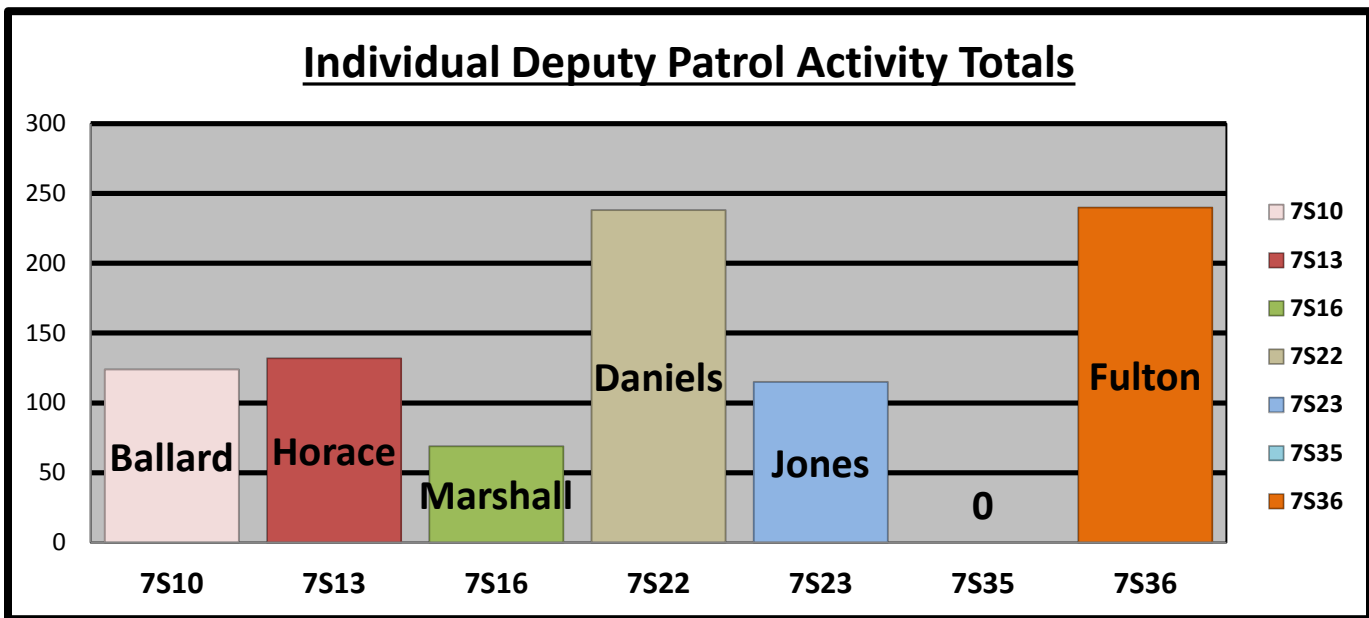
# A1. Patrol Activity Percentage:

## Percentage of Patrol Activity



- |                               |                              |                                  |                                |
|-------------------------------|------------------------------|----------------------------------|--------------------------------|
| ■ A Citizen Contact           | ■ B Patrol Alert             | ■ C Security Checks              | ■ D Suspicious Person/Vehicle  |
| ■ E Traffic Law Enforcement   | ■ F Offense/Incident Reports | ■ G Vacation Watch               | ■ H Open Door / Window         |
| ■ I Assist Contract Citizen   | ■ J Welfare Check / Med.     | ■ K Traffic Initiative           | ■ L Traffic Hazard             |
| ■ M Animal Humane             | ■ N Alarms                   | ■ O Mental Cases (171)           | ■ P Disturbance                |
| ■ Q Criminal Investigation    | ■ R Follow-up Investigation  | ■ S Criminal Mischief            | ■ T Burglary Residence/Vehicle |
| ■ U Theft / Theft of Business | ■ V Citizen Assaulted        | ■ W Robbery of an Individual     | ■ X Trespass Warning           |
| ■ Y Major/Minor Crash         | ■ Z Child Custody Disputes   | ■ AA Assist The Officer (Pct. 7) | ■ BB Runaway Missing Persons   |
| ■ CC Assisted LEA             | ■ DD Solicitors              | ■ EE Meeting/Event/Ct.           |                                |

**B. Patrol Activity by Houston Southeast Management District Personnel:**

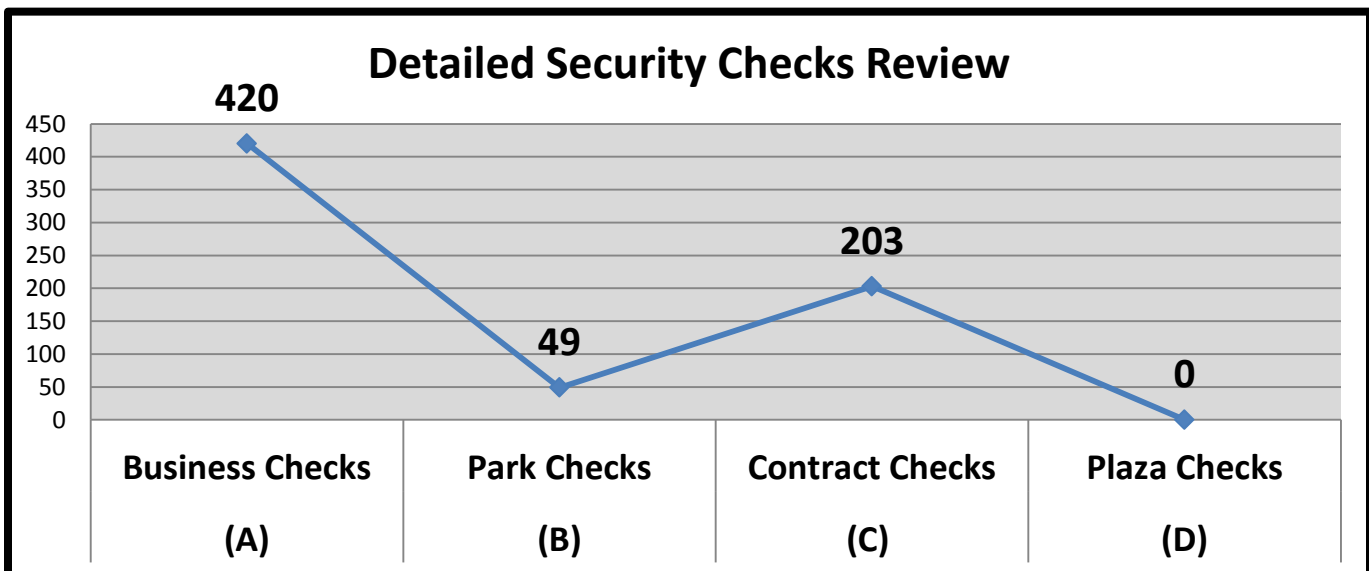


**C. Security Checks Monthly Total:**

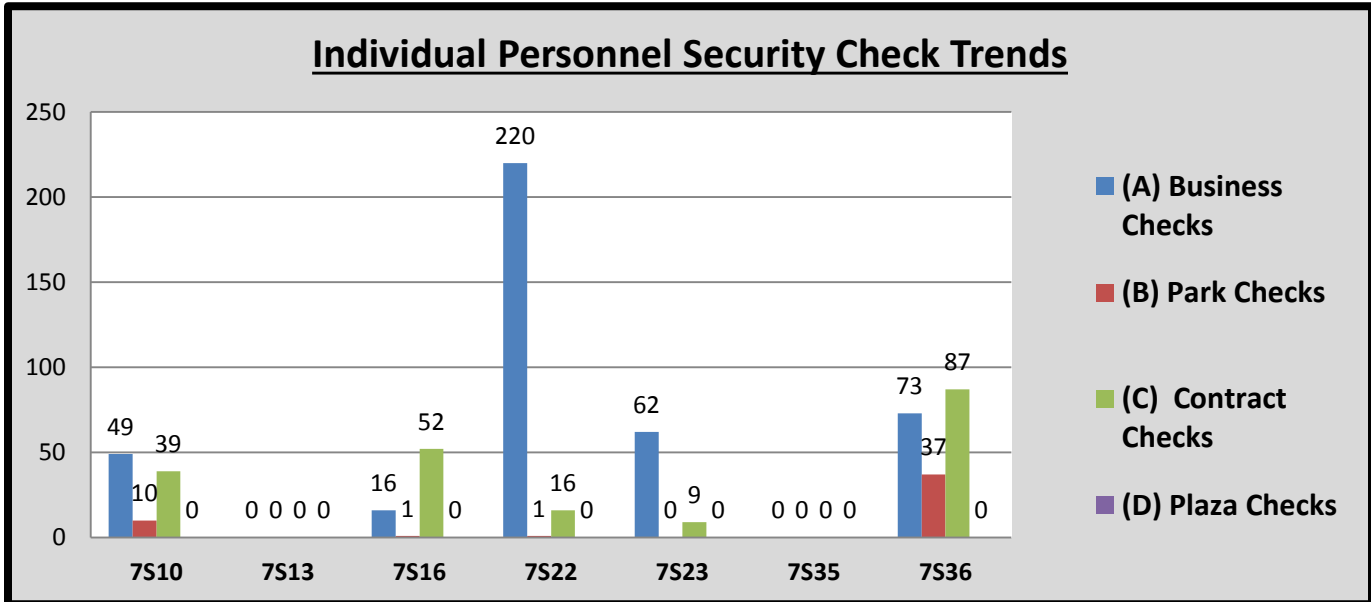
**0672**

*	Security Checks	7S10	7S13	7S16	7S22	7S23	7S35	7S36	TOT	AVER	%
(A)	Business Checks	49	0	16	220	62	0	73	420	60.0	63%
(B)	Park Checks	10	0	1	1	0	0	37	49	7.0	7%
(C)	Contract Checks	39	0	52	16	9	0	87	203	29.0	30%
(D)	School Checks	0	0	0	0	0	0	0	0	0.0	0%
(E)	<b>Totals</b>	<b>98</b>	<b>0</b>	<b>69</b>	<b>237</b>	<b>71</b>	<b>0</b>	<b>197</b>	<b>672</b>	<b>96.0</b>	<b>100%</b>

**D. Detailed Security Checks Monthly:**



**E. Individual Personnel Security Check Trends:**



**F. CIT/MHO Dispositions Monthly Total:**

**000**

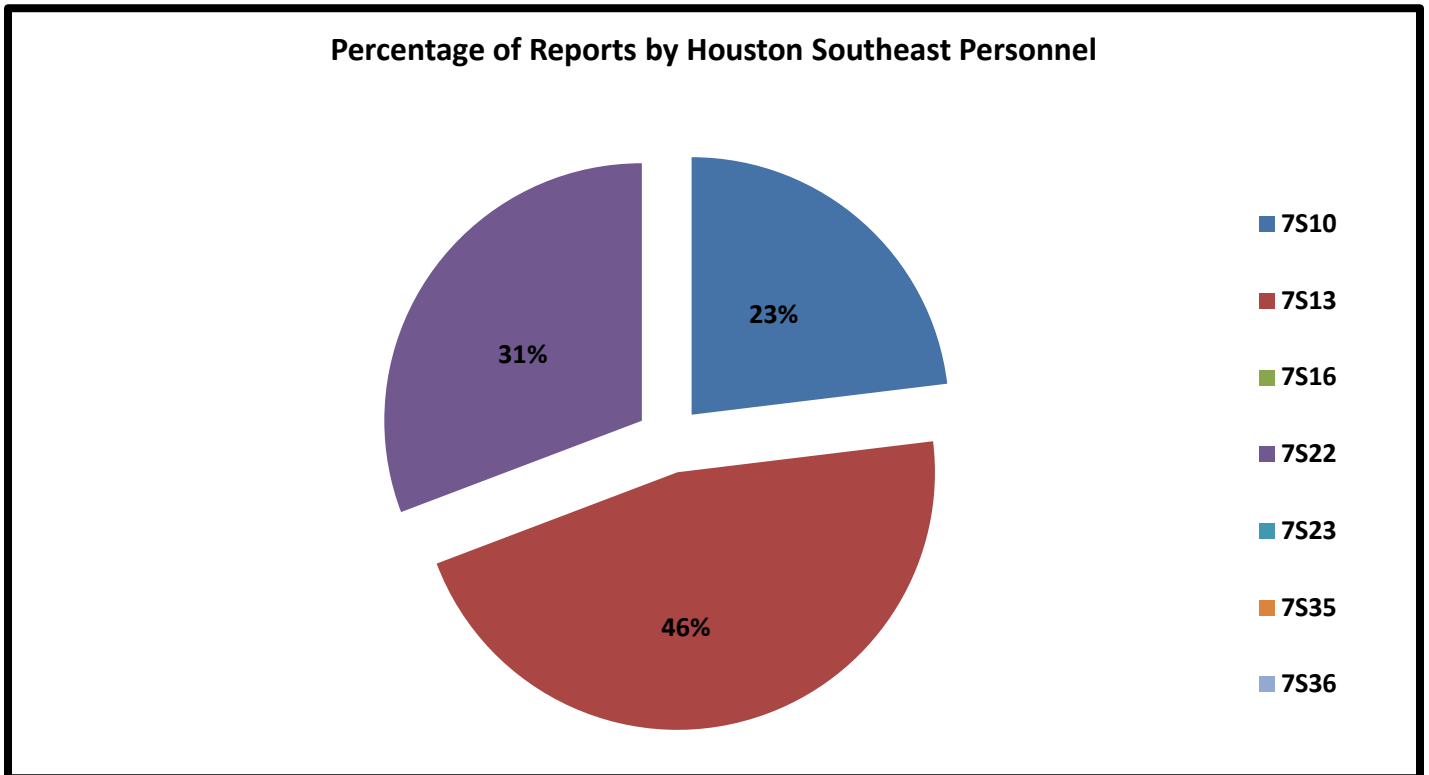
*	C.I.T. Dispositions	7S10	7S13	7S16	7S22	7S23	7S35	7S36	TOT	AVER	%
(A)	CIT/MHO Outside Referral	0	0	0	0	0	0	0	0	0.0	#DIV/0!
(B)	CIT/MHO Transport	0	0	0	0	0	0	0	0	0.0	#DIV/0!
(C)	CIT/MHO CIT Contact	0	0	0	0	0	0	0	0	0.0	#DIV/0!
(D)	CIT/MHO Arrest	0	0	0	0	0	0	0	0	0.0	#DIV/0!
(E)	<i>Totals</i>	0	0	0	0	0	0	0	0	0.0	#DIV/0!

**G. Offense/Incident Reports Monthly Total:**

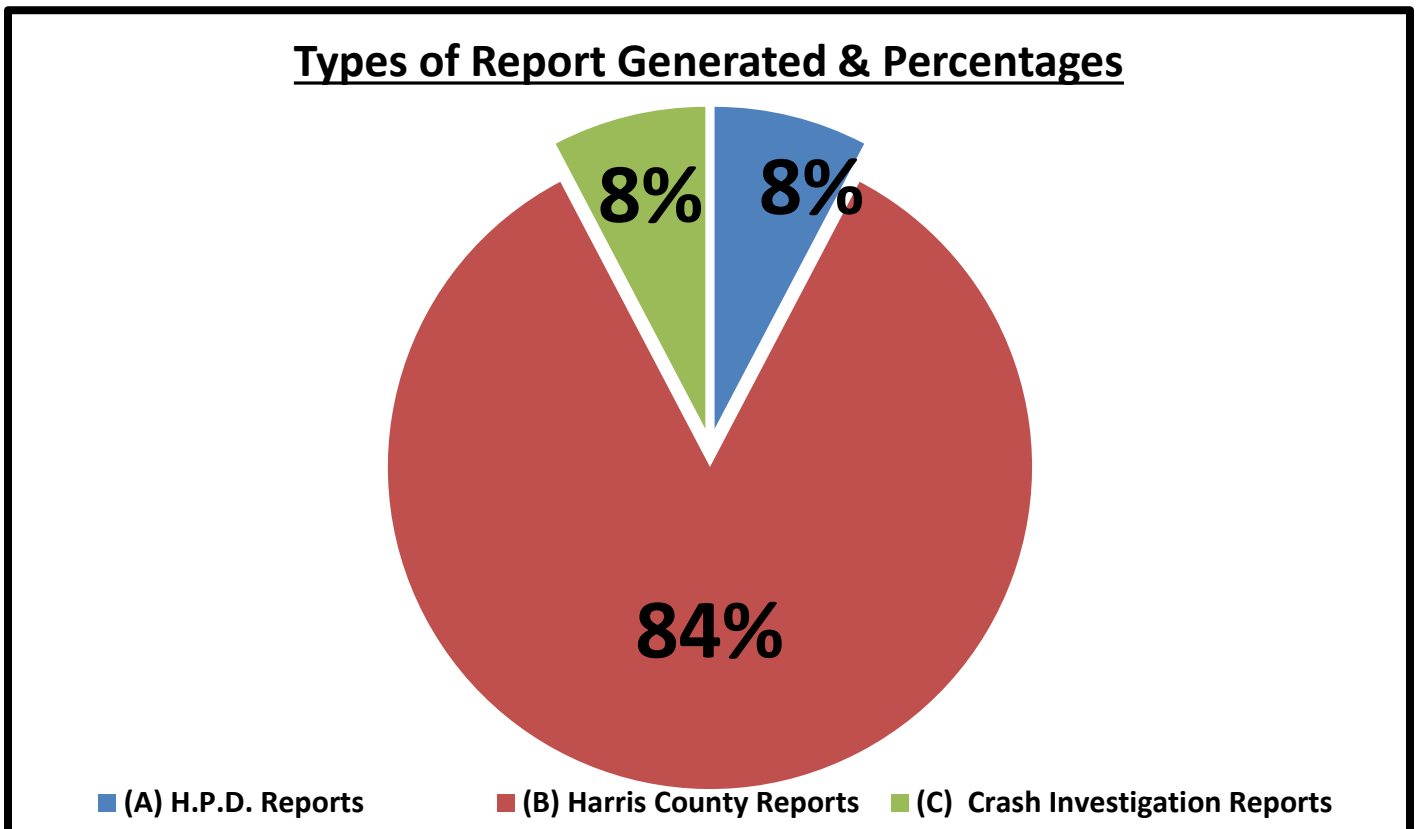
**013**

*	Offense/Incident Reports	7S10	7S13	7S16	7S22	7S23	7S35	7S36	TOT	AVER	%
(A)	H.P.D. Reports	1	0	0	0	0	0	0	1	0.1	8%
(B)	Harris County Reports	2	5	0	4	0	0	0	11	1.6	85%
(C)	Crash Investigation Reports	0	1	0	0	0	0	0	1	0.1	8%
(D)	<i>Totals</i>	3	6	0	4	0	0	0	13	1.9	100%

## H. Report Generation Percentages:



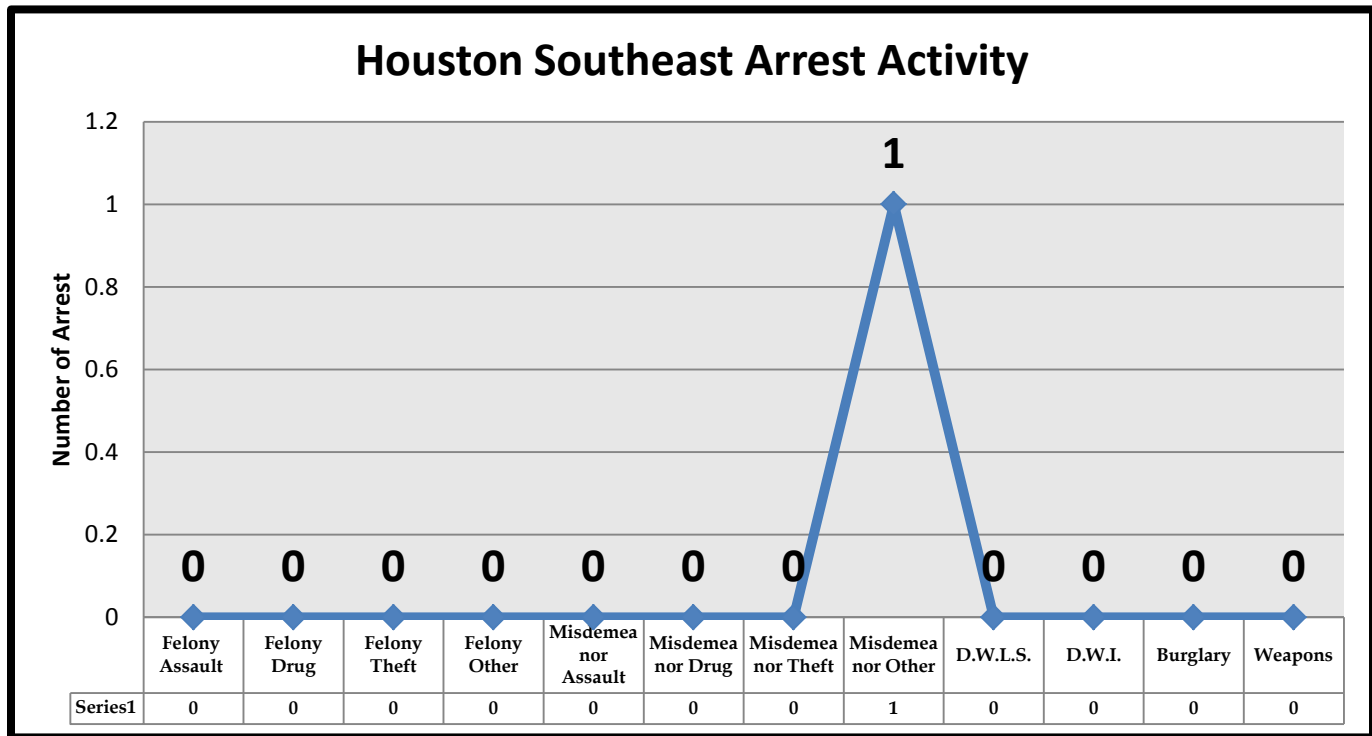
## I. Percentages:



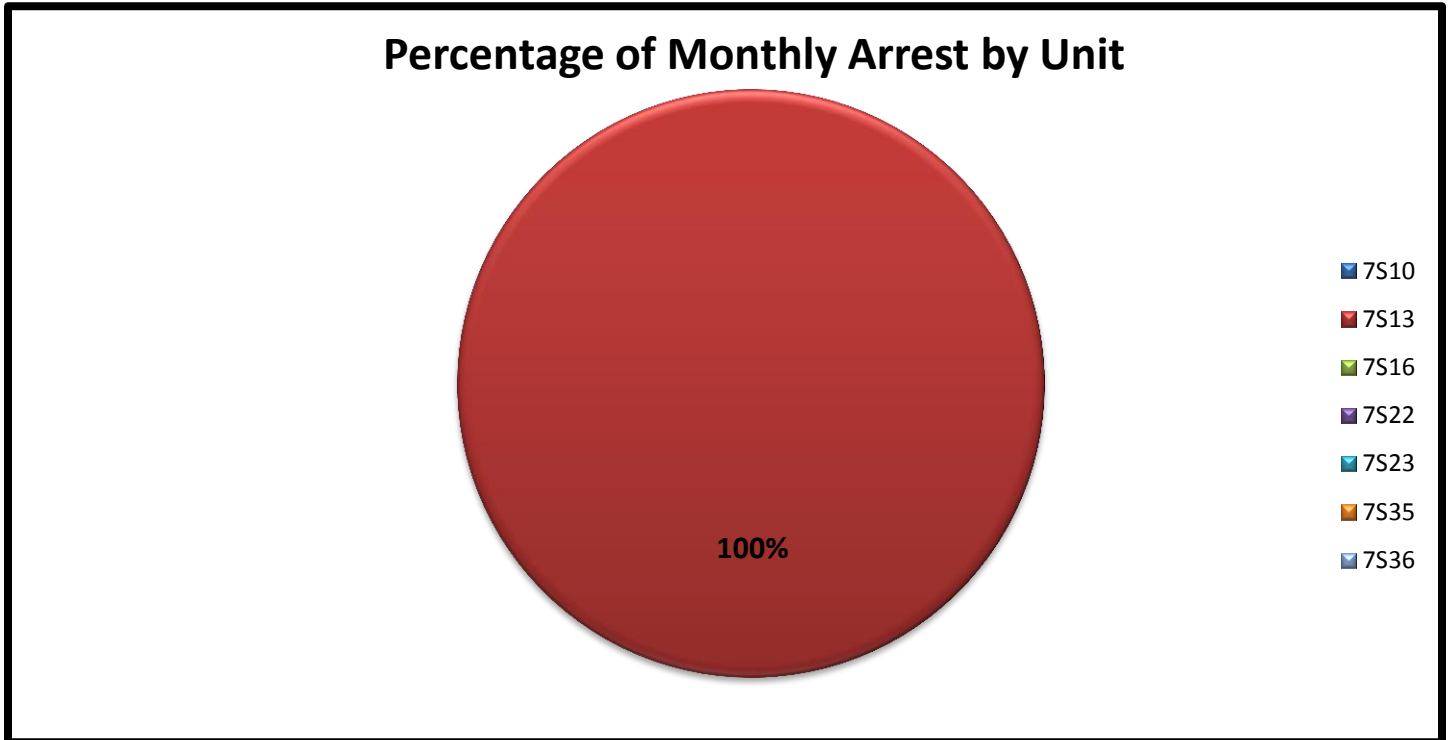
**J. Types of Criminal Arrests Monthly Total:**

*	Types of Criminal Arrests	7S10	7S13	7S16	7S22	7S23	7S35	7S36	TOT	AVER	%
A	Felony Assault	0	0	0	0	0	0	0	0	0.0	0%
B	Felony Drug	0	0	0	0	0	0	0	0	0.0	0%
C	Felony Theft	0	0	0	0	0	0	0	0	0.0	0%
D	Felony Other	0	0	0	0	0	0	0	0	0.0	0%
E	Misdemeanor Assault	0	0	0	0	0	0	0	0	0.0	0%
F	Misdemeanor Drug	0	0	0	0	0	0	0	0	0.0	0%
G	Misdemeanor Theft	0	0	0	0	0	0	0	0	0.0	0%
H	Misdemeanor Other	0	1	0	0	0	0	0	1	0.1	100%
I	D.W.L.S.	0	0	0	0	0	0	0	0	0.0	0%
J	D.W.I.	0	0	0	0	0	0	0	0	0.0	0%
K	Burglary	0	0	0	0	0	0	0	0	0.0	0%
L	Weapons	0	0	0	0	0	0	0	0	0.0	0%
M	<i>Totals</i>	0	1	0	0	0	0	0	1	0.1	100%

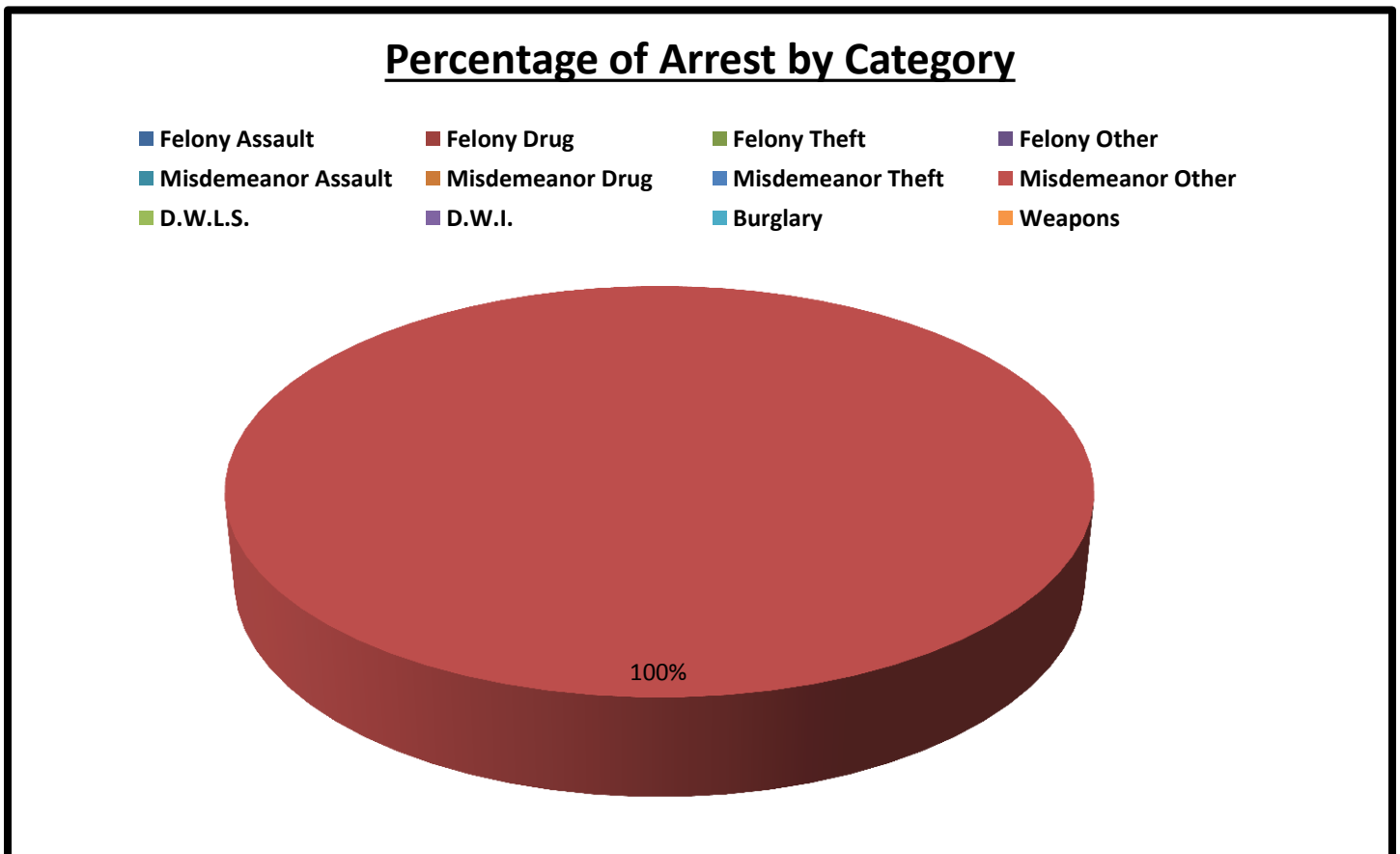
**K. Types of Criminal Arrests Monthly Total:**



**L. Types of Criminal Arrests Monthly Total:**



**M. Types of Criminal Arrests Monthly Total:**





**N. Executed Warrant Monthly Total:**

**000**

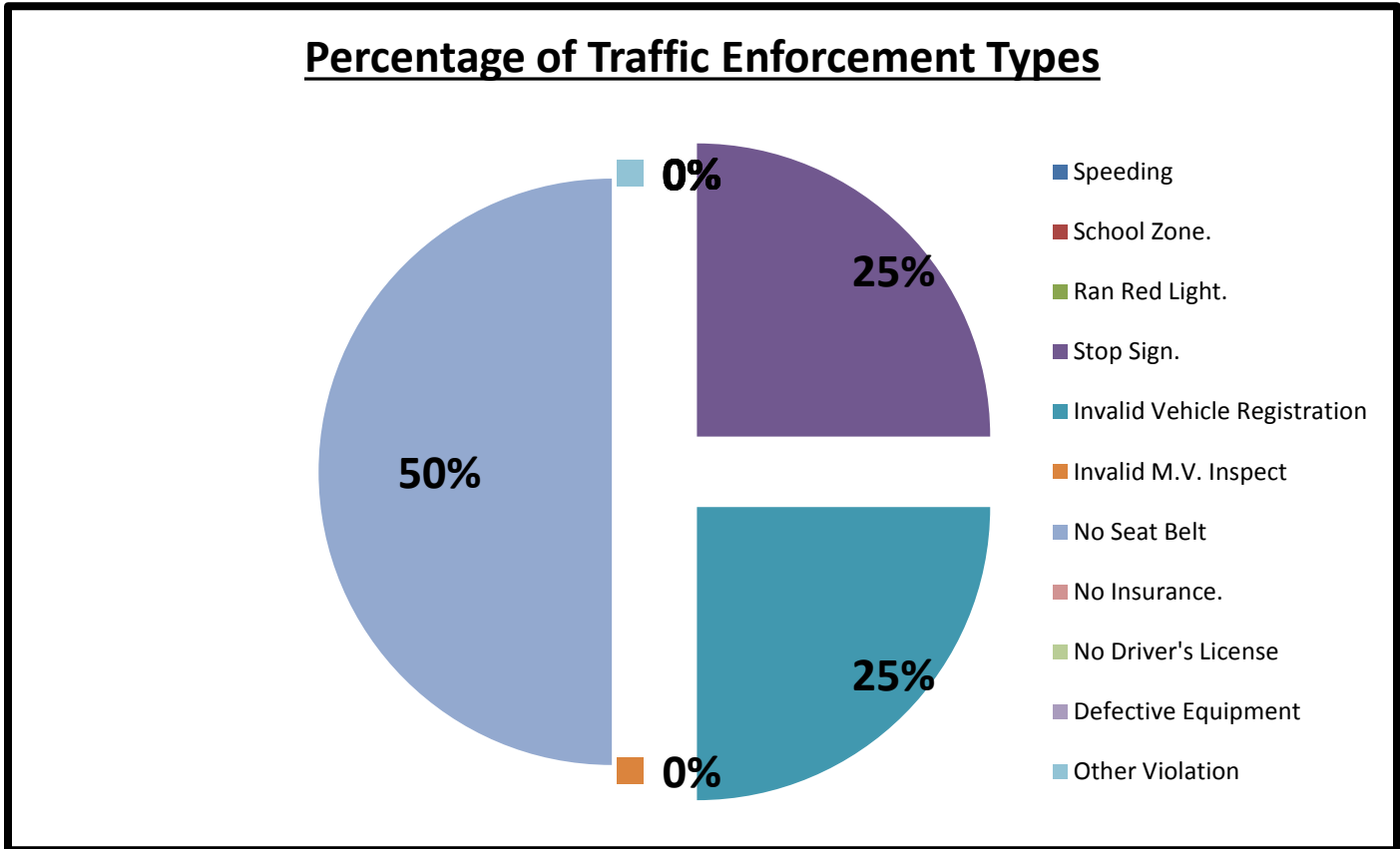
*	Executed Warrants	7S10	7S13	7S16	7S22	7S23	7S35	7S36	TOT	AVER	%
(A)	Felony Warrants	0	0	0	0	0	0	0	0	0.0	#DIV/0!
(B)	Misdemeanor Warrants	0	0	0	0	0	0	0	0	0.0	#DIV/0!
(C)	Totals	0	0	0	0	0	0	0	0	0.0	#DIV/0!

**O. Traffic Law Enforcement Total:**

**012**

*	Traffic Enforcement	7S10	7S13	7S16	7S22	7S23	7S35	7S36	TOT	AVER	%
A	Speeding	0	0	0	0	0	0	0	0	0.0	0%
B	School Zone.	0	0	0	0	0	0	0	0	0.0	0%
C	Ran Red Light.	0	0	0	0	0	0	0	0	0.0	0%
D	Stop Sign.	1	0	0	0	0	0	0	1	0.1	25%
E	Invalid Vehicle Registration	1	0	0	0	0	0	0	1	0.1	25%
F	Invalid M.V. Inspect	0	0	0	0	0	0	0	0	0.0	0%
G	No Seat Belt	2	0	0	0	0	0	0	2	0.3	50%
H	No Insurance.	0	0	0	0	0	0	0	0	0.0	0%
I	No Driver's License	0	0	0	0	0	0	0	0	0.0	0%
J	Defective Equipment	0	0	0	0	0	0	0	0	0.0	0%
K	Other Violation	0	0	0	0	0	0	0	0	0.0	0%
L	Written Warnings	0	0	0	0	0	0	0	0	0.0	0%
M	Verbal Warning	0	0	0	3	5	0	0	8	1.1	100%
N	Citation	4	0	0	0	0	0	0	4	0.6	33%
O	Total Violations	4	0	0	3	5	0	0	12	1.7	100%

**P. Traffic Law Enforcement Total:**



**Q. Citations vs. Warnings Monthly Total:**

**012**

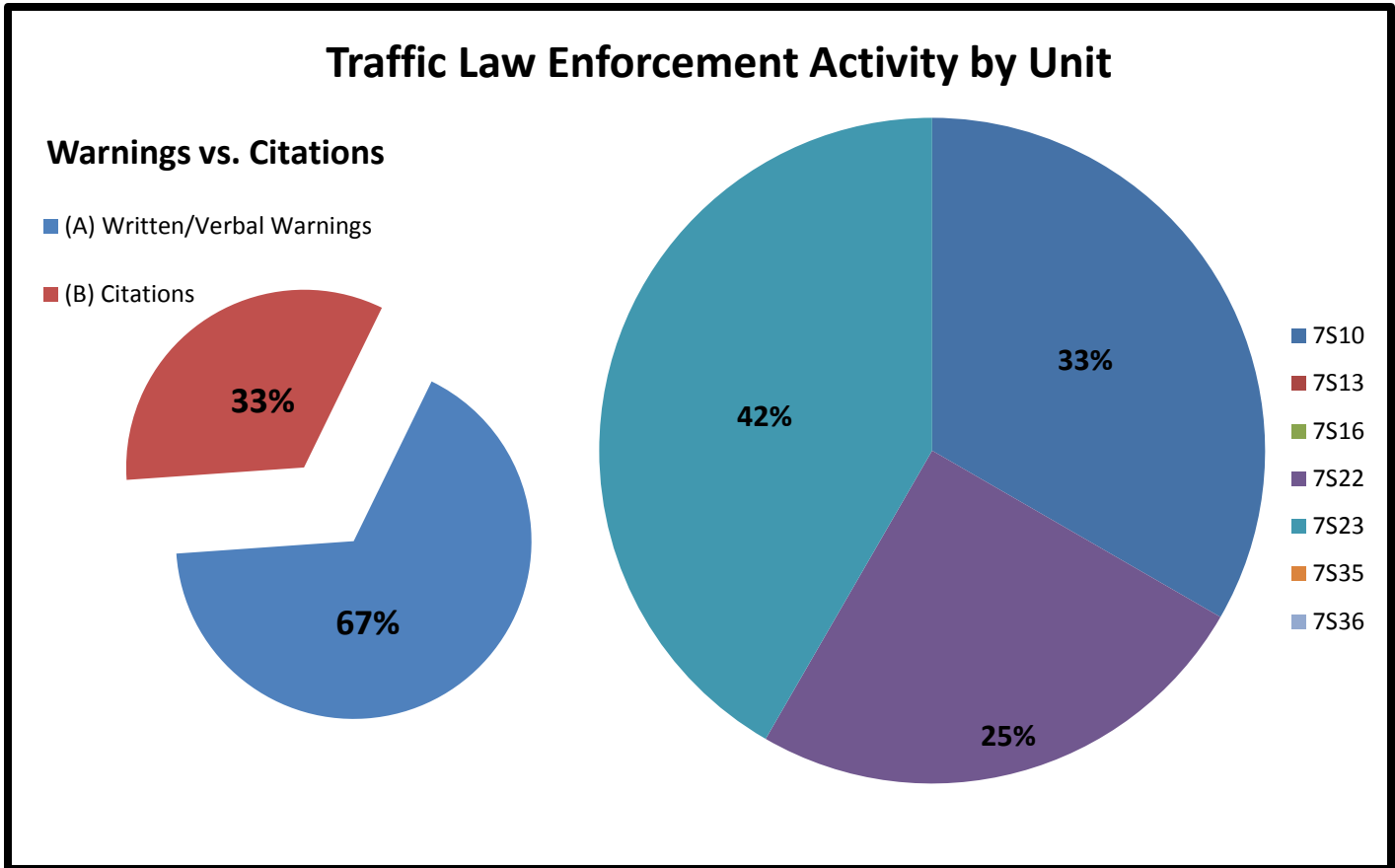
*	Warnings vs. Citations	7S10	7S13	7S16	7S22	7S23	7S35	7S36	TOT	AVER	%
(A)	Written/Verbal Warnings	0	0	0	3	5	0	0	8	1.1	67%
(B)	Citations	4	0	0	0	0	0	0	4	0.6	33%
(C)	<i>Totals</i>	4	0	0	3	5	0	0	12	1.7	100%

**R. Sources of Calls for Service Monthly Total:**

**0907**

*	Sources of Calls for Service	7S10	7S13	7S16	7S22	7S23	7S35	7S36	TOT	AVER	%
(A)	On View	3	0	3	3	5	0	3	17	2.4	2%
(B)	Dispatched	18	23	4	36	38	0	13	132	18.9	15%
(C)	Self-Initiated	100	103	62	199	72	0	222	758	108.3	84%
(D)	<i>Totals</i>	121	126	69	238	115	0	238	907	129.6	100%

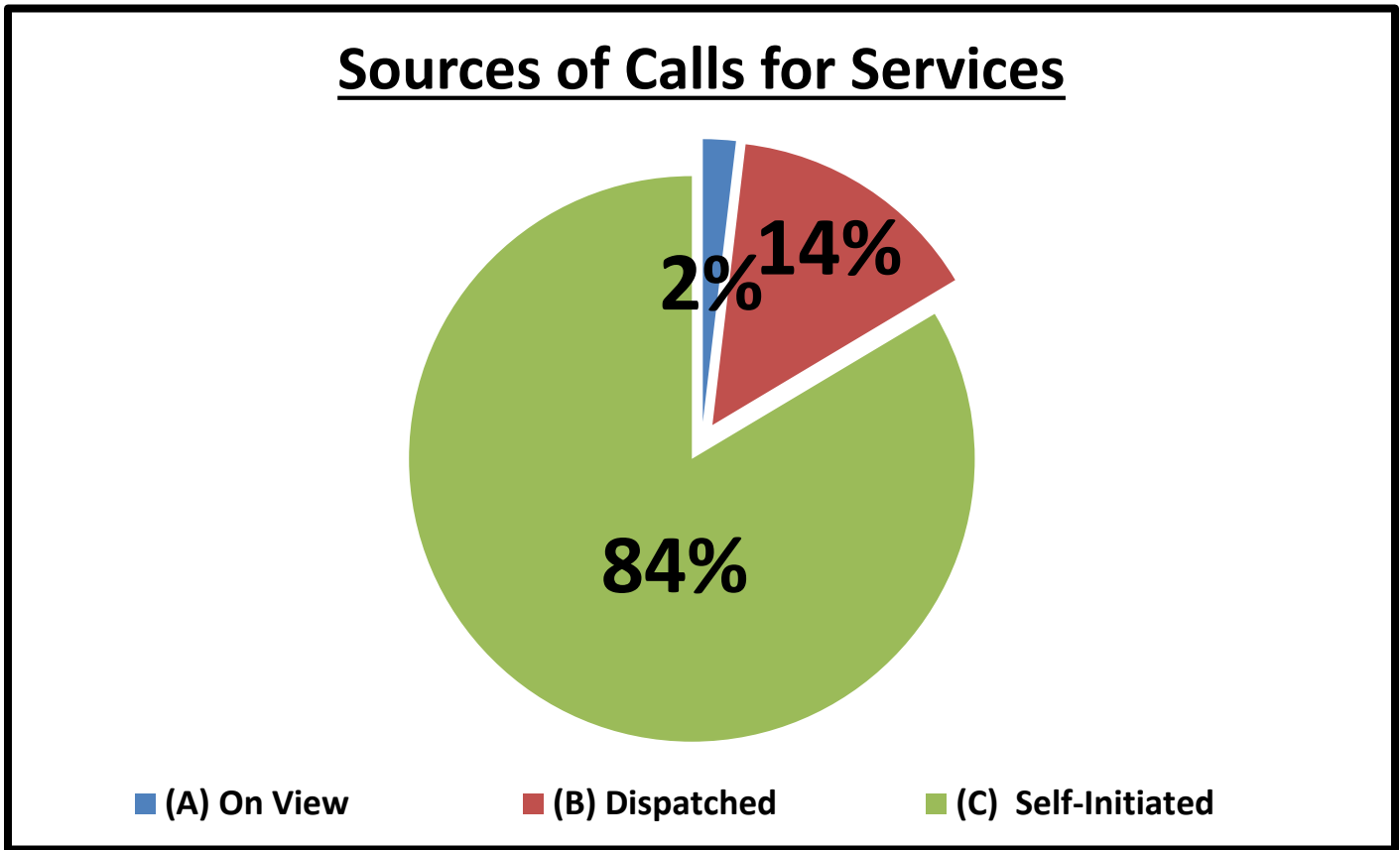
**S. Sources of Calls for Service Percentages:**



**T. Sources of Calls for Service Percentages:**

*	Sources of Calls for Service	7S10	7S13	7S16	7S22	7S23	7S35	7S36	TOT
(A)	On View	2%	0%	4%	1%	4%	#DIV/0!	1%	2%
(B)	Dispatched	15%	18%	6%	15%	33%	#DIV/0!	5%	15%
(C)	Self-Initiated	83%	82%	90%	84%	63%	#DIV/0!	93%	84%
(D)	<i>Totals</i>	100%	100%	100%	100%	100%	#DIV/0!	100%	100%

**U. Sources of Calls for Service Percentages:**



**V. Free Reserve Personnel Time Utilized in Contract Monthly Total: 000**

*	Free Reserve Personnel Time	7S10	7S13	7S16	7S22	7S23	7S35	7S36		TOT	AVER	%
(A)	Totals	0	0	0	0	0	0	0		0	0.0	#DIV/0!

**W. Mileage Total: 2216**

*	Mileage	7S10	7S13	7S16	7S22	7S23	7S35	7S36		TOT	AVER	%
(A)	Totals	341	513	128	298	334	0	602		2216	316.6	241%

## Y. Incident Summaries:

01.	<b>FEBRUARY 04, 2019</b>	<b>2000 HOURS</b>	<b>FOUND PROPERTY</b>			<b>DEPUTY K. DANIELS</b>	
	<b>EVENINGSHIFT:</b>	<b>3901 OLD SPANISH TL</b>	<b>GSEMD</b>	<b>"N/A"</b>	<b>HC:</b>	<b>1902-00024</b>	
<p>On February 04, 2019, a <b>Monday</b>, at approximately 2000 hours while on patrol in the "Houston Southeast" contract, I Deputy K. Daniels riding unit 87S22 with the Harris County Constable Department of Precinct 7 was performing routine patrol and law enforcement services when I observed suspicious activity at Exxon gas station. I made contact with individuals on location then located narcotics and firearms stored inside a gaming machine. A report was generated. The patrol activity type is "PAT=O".</p>							
02.	<b>FEBRUARY 10, 2019</b>	<b>1600 HOURS</b>	<b>ASSAULT</b>			<b>DEPUTY D. HORACE</b>	
	<b>DAYSHIFT:</b>	<b>3799 OLD SPANISH TL</b>	<b>GSEMD</b>	<b>"M"</b>	<b>HC:</b>	<b>1902-00064</b>	
<p>I, Deputy D. Horace (riding unit 87S13) with Harris County Constable Department of Precinct 7, was dispatched, at approximately 16:57 hours, to a disturbance, at the <b>HEB Grocery Store</b>, located at 3799 Old Spanish Trail. I arrived at the HEB, at approximately 1700 hours, and observed two suspects involved in a mutual combat. I then contacted the ADA who declined to accept Class "A" assault charges against the suspects. I issued a criminal trespass warning to the suspect and completed an offense report. The patrol activity type is "PAT=V".</p>							
03.	<b>FEBRUARY 11, 2019</b>	<b>1325 HOURS</b>	<b>THEFT</b>			<b>DEPUTY D. HORACE</b>	
	<b>DAYSHIFT:</b>	<b>2329 SOUTHMORE BLVD</b>	<b>GSEMD</b>	<b>"M"</b>	<b>HC:</b>	<b>1902-00069</b>	
<p>I, Deputy D. Horace (riding unit 87S13) with Harris County Constable Department of Precinct 7, was dispatched, at approximately 1325 hours, in reference to a Class "C" theft, at the Stripes Gas/Convenience Store, located at 2329 Southmore Blvd. I arrived at the Stripes Gas/Convenience Store, at approximately 1330 hours, and met with the complainant, who stated that three suspects entered the store, and stole approximately \$24.00 in food items. I completed an offense report and gave the complainant a copy of this case number. The patrol activity type is "PAT=U".</p>							
04.	<b>FEBRUARY 13, 2019</b>	<b>1248 HOURS</b>	<b>THEFT OF SERVICE</b>			<b>DEPUTY D. HORACE</b>	
	<b>DAYSHIFT:</b>	<b>2329 SOUTHMORE BLVD</b>	<b>GSEMD</b>	<b>"M"</b>	<b>HC:</b>	<b>1902-00082</b>	
<p>I, Deputy D. Horace (riding unit 87S13) with Harris County Constable Department of Precinct 7, was dispatched, at approximately 1248 hours, to a Class "C" theft of service, at the Denny's Restaurant, located at 2320 Southmore Blvd. I arrived at the Denny's Restaurant, at approximately 1250 hours, and met with the complainant, who stated that two suspects entered the restaurant, ordered approximately \$22.87 in food items and left the restaurant without paying. I completed an offense report and gave the complainant a copy of this case number. The patrol activity type is "PAT=U".</p>							
05.	<b>FEBRUARY 15, 2019</b>	<b>1800 HOURS</b>	<b>CHILD CUSTODY DISPUTE</b>			<b>DEPUTY K. DANIELS</b>	
	<b>EVENINGSHIFT:</b>	<b>3360 ALICE</b>	<b>GSEMD</b>	<b>"NA"</b>	<b>HC:</b>	<b>1902-00099</b>	
<p>On February 15, 2019, a <b>Friday</b>, at approximately 1800 hours while on patrol in the "Houston Southeast" contract, I Deputy K. Daniels riding unit 87S22 along with the Harris County Constable Department of Precinct 7 was performing routine patrol and law enforcement services when I was dispatched to a child custody dispute call at Parkside Point Apartments Upon arrival, I met with the involved parties and obtained information on the call. A report was generated. The patrol activity type is "PAT=Z".</p>							

<b>06.</b>	<b>FEBRUARY 18, 2019</b>	<b>1700 HOURS</b>	<b>CRIMINAL MISCHIEF</b>		<b>DEPUTY K. DANIELS</b>	
	<b>EVENINGSHIFT:</b>	<b>5514 GRIGGS RD</b>	<b>GSEMD</b>	<b>"M"</b>	<b>HC:</b>	<b>1902-00115</b>
<p>On February 18, 2019, a <b>Monday</b>, at approximately 1700 hours while on patrol in the "Houston Southeast" contract, I Deputy K. Daniels riding unit 87S22 with the Harris County Constable Department of Precinct 7 was performing routine patrol and law enforcement services when I was dispatched to a criminal mischief call at Metro 5514 Apartments. Upon arrival, I met with the reportee and obtained information on the call. A report was generated. The patrol activity type is "PAT=S".</p>						

<b>07.</b>	<b>FEBRUARY 21, 2019</b>	<b>0900 HOURS</b>	<b>BACK UP-SUPPLEMENT</b>		<b>DEPUTY J. BALLARD</b>	
	<b>DAYSHIFT:</b>	<b>3726 SCOTT STREET</b>	<b>GSEMD</b>	<b>"N/A"</b>	<b>HC:</b>	<b>1902-000131</b>
<p>On February 21, 2019, a <b>Thursday</b>, at approximately 0939 hours while on patrol in the "Houston Southeast" contract, I Deputy J. Ballard unit 87S10 with the Harris County Constable Department of Precinct 7 was performing routine patrol and law enforcement services when I dispatched to suspicious vehicle at "Shipley's Do-Nut". Deputy help provide scene security. A supplement was generated. The patrol activity type is "PAT=R".</p>						

<b>08.</b>	<b>FEBRUARY 21, 2019</b>	<b>1300 HOURS</b>	<b>SEXUAL ASSAULT</b>		<b>DEPUTY J. BALLARD</b>	
	<b>DAYSHIFT:</b>	<b>4459 N MACGREGOR</b>	<b>GSEMD</b>	<b>"M"</b>	<b>HPD:</b>	<b>0228462-19</b>
<p>On February 21, 2019, a <b>Thursday</b>, at approximately 1336 hours while on patrol in the "Houston Southeast" contract, I Deputy J. Ballard unit 87S10 with the Harris County Constable Department of Precinct 7 was performing routine patrol and law enforcement services when I dispatched to suspicious person at "Campus Vue". Upon arrival, I met with Complainant who advised that known acquaintance attempted to sexual assault them. A report was generated. The patrol activity type is "PAT=D/Q".</p>						

<b>09.</b>	<b>FEBRUARY 23, 2019</b>	<b>1000 HOURS</b>	<b>CRIMINAL MISCHIEF</b>		<b>DEPUTY J. BALLARD</b>	
	<b>DAYSHIFT:</b>	<b>4701 CALHOUN RD</b>	<b>GSEMD</b>	<b>"M"</b>	<b>HC:</b>	<b>1902-000139</b>
<p>On February 23, 2019, a <b>Saturday</b>, at approximately 1024 hours while on patrol in the "Houston Southeast" contract, I Deputy J. Ballard unit 87S10 with the Harris County Constable Department of Precinct 7 was performing routine patrol and law enforcement services when I dispatched to criminal mischief at "Rooftop Bar and Grill". Upon arrival, I met with the Complainant and obtain all information to complete a report. A report was generated. The patrol activity type is "PAT=T".</p>						

<b>10.</b>	<b>FEBRUARY 23, 2019</b>	<b>1505 HOURS</b>	<b>TERRORISTIC THREAT</b>		<b>DEPUTY D. HORACE</b>	
	<b>DAYSHIFT:</b>	<b>3929 OLD SPANISH TL</b>	<b>GSEMD</b>	<b>"M"</b>	<b>HPD:</b>	<b>0241366-19</b>
<p>I, Deputy D. Horace (riding unit 87S13) with Harris County Constable Department of Precinct 7, was dispatched, at approximately 1505 hours, to a disturbance, at the Sugar Rush Bakery, located at 3929 Old Spanish Trail. I arrived at the Sugar Rush Bakery, at approximately 1510 hours, and met with the complainant who stated that the suspect was unhappy with her cake order, and threatened to harm the complainant and destroy the bakery. I completed a HPD offense report and gave the complainant a copy of the case number. The patrol activity type is "PAT=A/Q".</p>						

<b>11.</b>	<b>FEBRUARY 23, 2019</b>	<b>2100 HOURS</b>	<b>CRIMINAL MISCHIEF</b>		<b>DEPUTY K. DANIELS</b>	
	<b>EVENINGSHIFT:</b>	<b>4926 CULMORE</b>	<b>GSEMD</b>	<b>"M"</b>	<b>HC:</b>	<b>1902-00115</b>
<p>On February 23, 2019, a <b>Saturday</b>, at approximately 2100 hours while on patrol in the "Houston Southeast" contract, I Deputy K. Daniels riding unit 87S22 with the Harris County Constable Department of Precinct 7 was performing routine patrol and law enforcement services when I was dispatched to a criminal mischief call at a residence. Upon arrival, I met with the reportee and obtained information on the call. A report was generated. The patrol activity type is "PAT=S".</p>						

<b>12.</b>	<b>FEBRUARY 25, 2019</b>	<b>1200 HOURS</b>	<b>MAJOR ACCIDENT</b>		<b>DEPUTY D. HORACE</b>	
	<b>DAYSHIFT:</b>	<b>5800 SCOTT STREET</b>	<b>GSEMD</b>	<b>"N/A"</b>	<b>HC:</b>	<b>1902-00154</b>
<p>I, Deputy D. Horace (riding unit 87S13) with Harris County Constable Department of Precinct 7, was dispatched, at approximately 1218 hours, to a major accident, located at the intersection of Scott Street and Griggs Road. I had both drivers to exchange information, I completed an accident report and gave both parties a copy of this case number. The patrol activity type is "PAT=Y".</p>						

<b>13.</b>	<b>FEBRUARY 27, 2019</b>	<b>1026 HOURS</b>	<b>TERRORISTIC THREAT</b>		<b>DEPUTY D. HORACE</b>	
	<b>DAYSHIFT:</b>	<b>2320 SOUTHMORE BLVD</b>	<b>GSEMD</b>	<b>"M"</b>	<b>HC:</b>	<b>1902-00169</b>
<p>I, Deputy D. Horace (riding unit 87S13) and Deputy Johnson-Hall (riding unit 87P13) with Harris County Constable Department of Precinct 7, was dispatched, at approximately 1026 hours, to a suspicious person call, at the Denny's Restaurant, located at 2320 Southmore Blvd. Deputies Horace and Johnson-Hall arrived at the Denny's Restaurant, at approximately 1033 hours and met with the complainant and the witness who stated that the suspect inside the restaurant was talking extremely loud, using profanity and threatened to harm the complainant. I contacted the ADA who accepted class "B" terroristic threat charges against the suspect and I completed an offense report and filed a protective order. The patrol activity type is "PAT=P/Q".</p>						

## *Lieutenant Marcus Grant*

Marcus Grant, B.S.  
Patrol Lieutenant Field Operations  
Harris County Constable's Office of Precinct  
"713-643-6602 OR 713-566-1720"