



MAY WALKER, CONSTABLE
PRECINCT SEVEN
HARRIS COUNTY, TEXAS

MAIN OFFICE
5300 Griggs Road
Houston, Texas 77021
PHONE (713) 643-6602
FAX (713) 643-3401

Date: March 10, 2020

From: Sergeant Jon Meek
Neighborhood Patrol Division, First Line Supervisor
Harris County Constable's Office of Precinct "7"

To: Property Owners Association
Board of Directors & Management Company

Subject: February Monthly Productivity Analysis Report
Enclosure: **MPAR – February 2020**
Distribution: Executive Command Staff & Board of Directors & Management Company

The purpose of this "**Monthly Productivity Analysis Report**" (M.P.A.R.) is to provide the executive command staff with the appropriate data to analyze the productivity of assigned personnel and their shifts' activities to allow for the validation of individual and divisional performance evaluations. With regard to the specific contents of the report, there are 18 distinctive component parts of this report. These components are enumerated below:

- | | |
|--|---|
| 01. Patrol Activity Details | 10. Traffic Enforcement Report |
| 02. Patrol Activity Analytical Summary | 11. Trends & Percentages of Traffic |
| 03. Patrol Activity Percentages & Trends | 12. Citation & Warning Issuance Review |
| 04. Security Checks Report | 13. Call for Service Report (<i>C.F.S.</i>) |
| 05. Security Checks Percentages & Trends | 14. Trends & Percentages for <i>C.F.S.</i> |
| 06. Crisis Intervention Disposition Report | 15. Overtime Report (service at no Cost) |
| 07. Offense/Incident Generation Report | 16. Reserve Deputy Use (at no Cost) |
| 08. Criminal Arrest Types Report | 17. Incident Summarization |
| 09. Warrant Execution Report | 18. Hotspot Report Data Review |

A cursory analysis of the statistical data from this report should be demonstrative of the quality of performance of this agency in realizing the contractual obligations and the overall achievement of the goals and objectives of this Agency and the Contract Division.

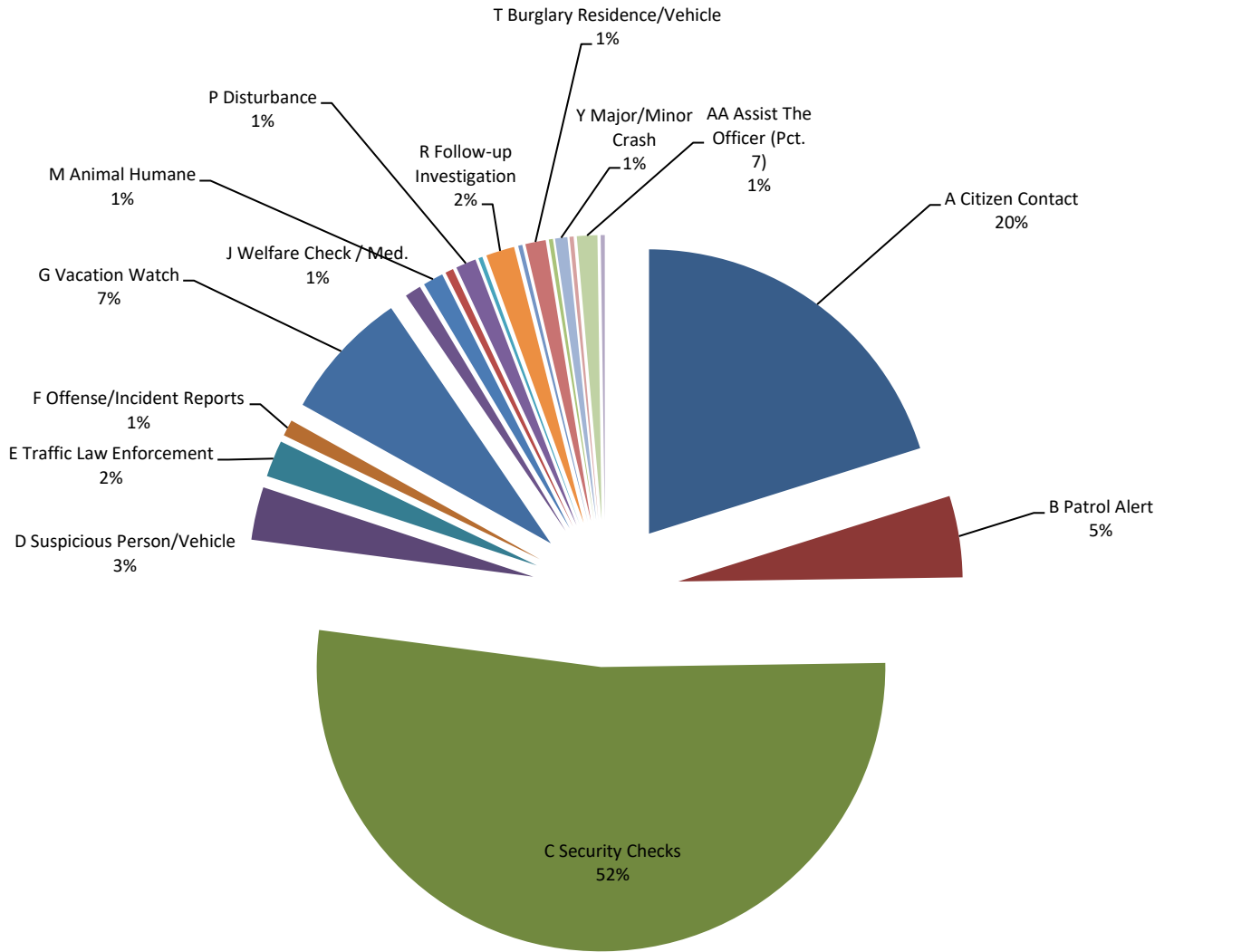
A. Patrol Activity Monthly Total:

0432

*	Patrol Activity Types	7S17	7S26	TOT	AVER	%
A	Citizen Contact	37	50	87	43.5	20%
B	Patrol Alert	0	20	20	10.0	5%
C	Security Checks	60	166	226	113.0	52%
D	Suspicious Person/Vehicle	8	5	13	6.5	3%
E	Traffic Law Enforcement	1	8	9	4.5	2%
F	Offense/Incident Reports	0	4	4	2.0	1%
G	Vacation Watch	1	31	32	16.0	7%
H	Open Door / Window	0	0	0	0.0	0%
I	Assist Contract Citizen	0	0	0	0.0	0%
J	Welfare Check / Med.	3	1	4	2.0	1%
K	Traffic Initiative	0	0	0	0.0	0%
L	Traffic Hazard	0	0	0	0.0	0%
M	Animal Humane	4	1	5	2.5	1%
N	Alarms	2	0	2	1.0	0%
O	Mental Cases (171)	0	0	0	0.0	0%
P	Disturbance	0	5	5	2.5	1%
Q	Criminal Investigation	0	1	1	0.5	0%
R	Follow-up Investigation	3	4	7	3.5	2%
S	Criminal Mischief	0	1	1	0.5	0%
T	Burglary Residence/Vehicle	4	1	5	2.5	1%
U	Theft / Theft of Business	0	1	1	0.5	0%
V	Citizen Assaulted	0	0	0	0.0	0%
W	Robbery of an Individual	0	0	0	0.0	0%
X	Trespass Warning	0	0	0	0.0	0%
Y	Major/Minor Crash	2	1	3	1.5	1%
Z	Child Custody Disputes	0	1	1	0.5	0%
AA	Assist The Officer (Pct. 7)	3	2	5	2.5	1%
BB	Runaway Missing Persons	0	1	1	0.5	0%
CC	Assisted LEA	0	0	0	0.0	0%
DD	Solicitors	0	0	0	0.0	0%
EE	Meeting/Event/Ct.	0	0	0	0.0	0%
*	MONTH TOTALS	128	304	432	216.0	100%

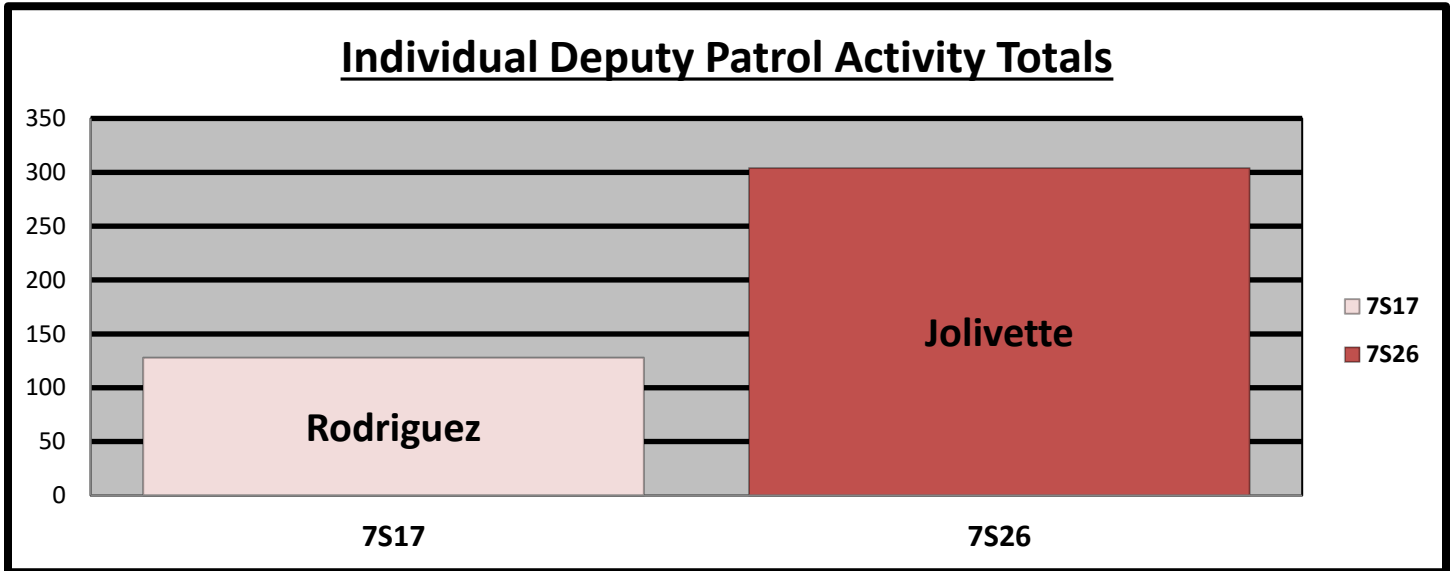
A1. Patrol Activity Percentage:

Percentage of Patrol Activity



- | | | | |
|-------------------------------|------------------------------|----------------------------------|--------------------------------|
| ■ A Citizen Contact | ■ B Patrol Alert | ■ C Security Checks | ■ D Suspicious Person/Vehicle |
| ■ E Traffic Law Enforcement | ■ F Offense/Incident Reports | ■ G Vacation Watch | ■ H Open Door / Window |
| ■ I Assist Contract Citizen | ■ J Welfare Check / Med. | ■ K Traffic Initiative | ■ L Traffic Hazard |
| ■ M Animal Humane | ■ N Alarms | ■ O Mental Cases (171) | ■ P Disturbance |
| ■ Q Criminal Investigation | ■ R Follow-up Investigation | ■ S Criminal Mischief | ■ T Burglary Residence/Vehicle |
| ■ U Theft / Theft of Business | ■ V Citizen Assaulted | ■ W Robbery of an Individual | ■ X Trespass Warning |
| ■ Y Major/Minor Crash | ■ Z Child Custody Disputes | ■ AA Assist The Officer (Pct. 7) | ■ BB Runaway Missing Persons |
| ■ CC Assisted LEA | ■ DD Solicitors | ■ EE Meeting/Event/Ct. | |

B. Patrol Activity by Braeburn Valley West Personnel:

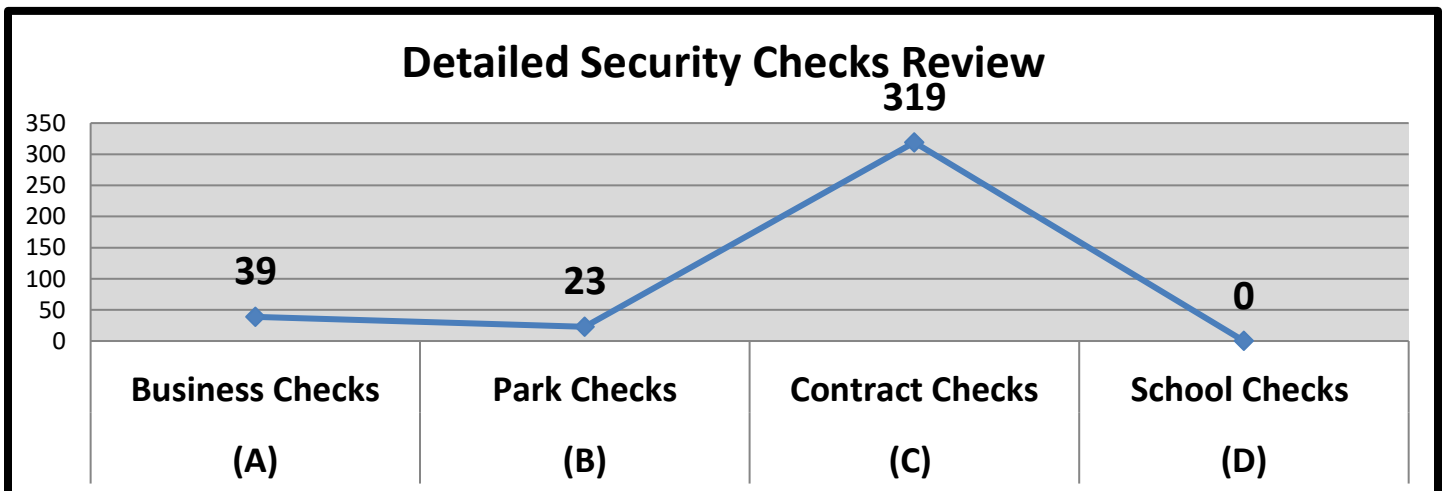


C. Security Checks Monthly Total:

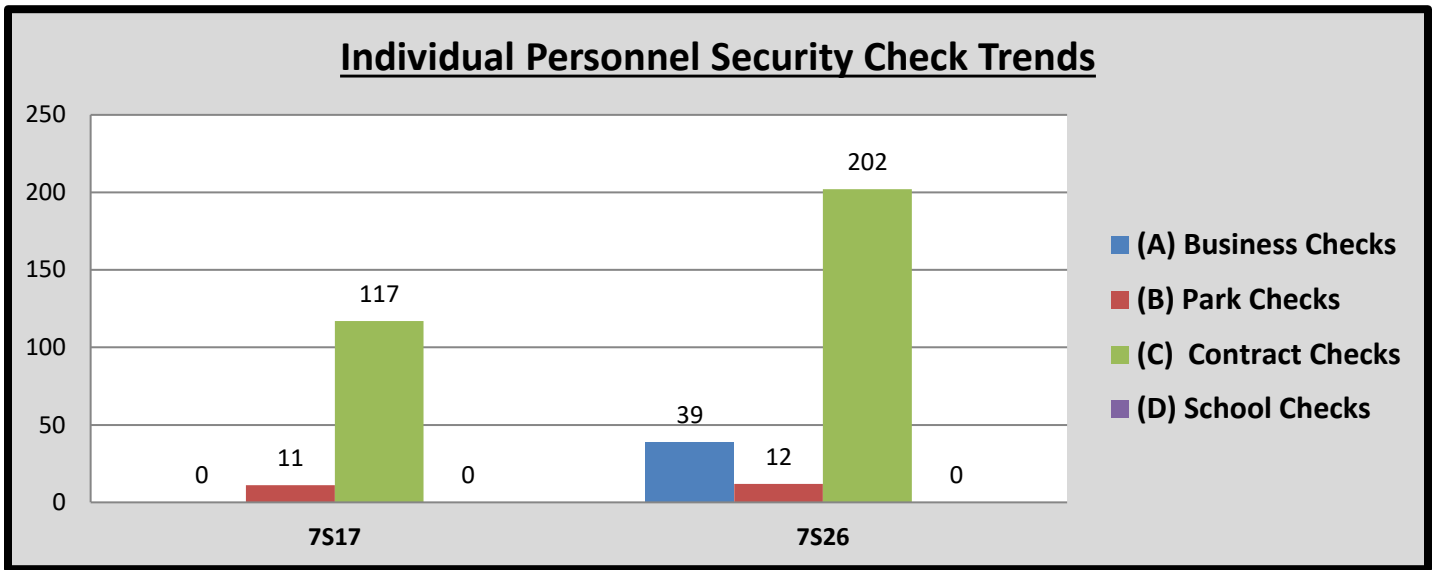
0381

*	Security Checks	7S17	7S26	TOT	AVER	%
(A)	Business Checks	0	39	39	19.5	10%
(B)	Park Checks	11	12	23	11.5	6%
(C)	Contract Checks	117	202	319	159.5	84%
(D)	Plaza Checks	0	0	0	0.0	0%
(E)	<i>Totals</i>	128	253	381	190.5	100%

D. Detailed Security Checks Monthly:



E. Individual Personnel Security Check Trends:



F. CIT/MHO Dispositions Monthly Total:

000

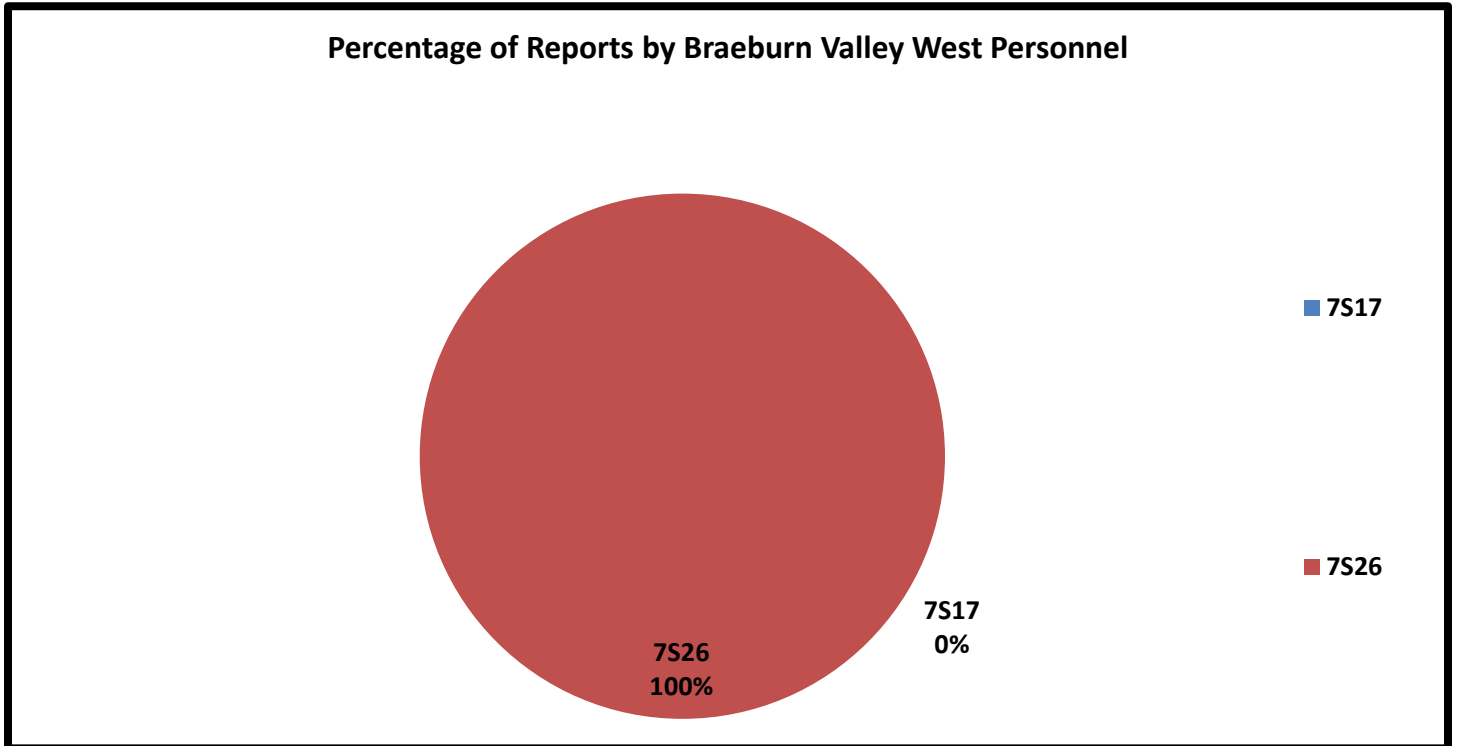
*	<i>C.I.T. Dispositions</i>	7S17	7S26	TOT	AVER	%
(A)	CIT/MHO Outside Referral	0	0	0	0.0	#DIV/0!
(B)	CIT/MHO Transport	0	0	0	0.0	#DIV/0!
(C)	CIT/MHO CIT Contact	0	0	0	0.0	#DIV/0!
(D)	CIT/MHO Arrest	0	0	0	0.0	#DIV/0!
(E)	<i>Totals</i>	0	0	0	0.0	#DIV/0!

G. Offense/Incident Reports Monthly Total:

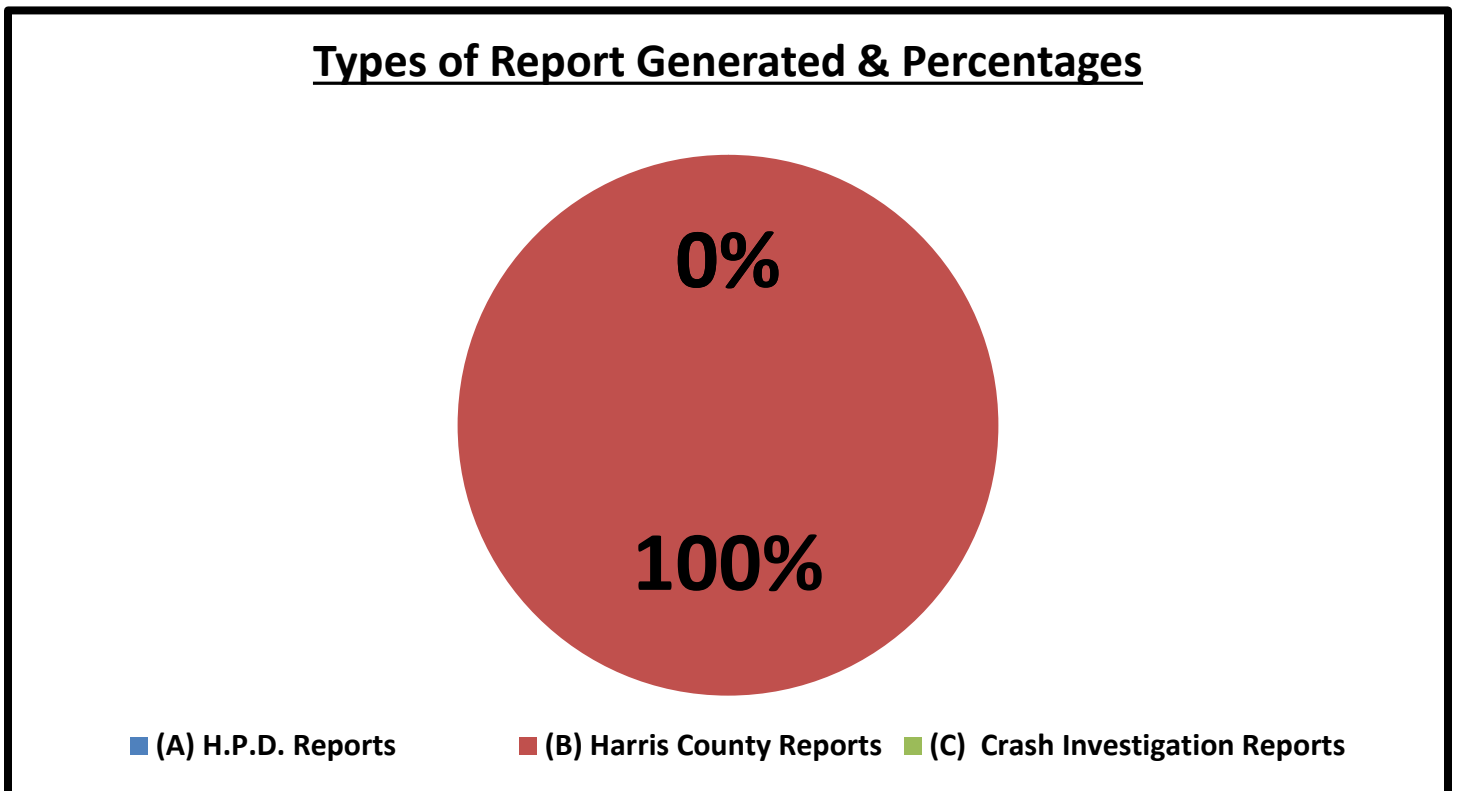
004

*	<i>Offense/Incident Reports</i>	7S17	7S26	TOT	AVER	%
(A)	H.P.D. Reports	0	0	0	0.0	0%
(B)	Harris County Reports	0	4	4	2.0	100%
(C)	Crash Investigation Reports	0	0	0	0.0	0%
(D)	<i>Totals</i>	0	4	4	2.0	100%

H. Report Generation Percentages:



I. Percentages:

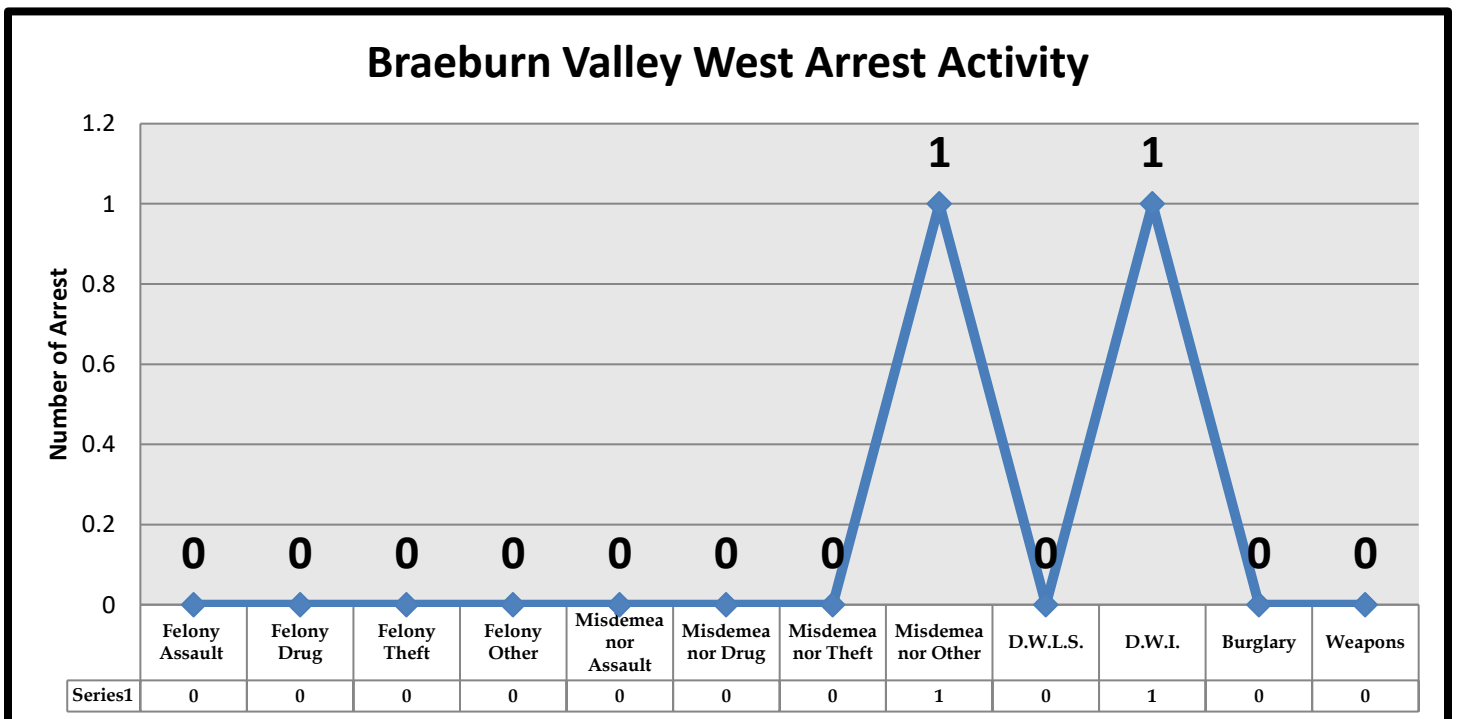


J. Types of Criminal Arrests Monthly Total:

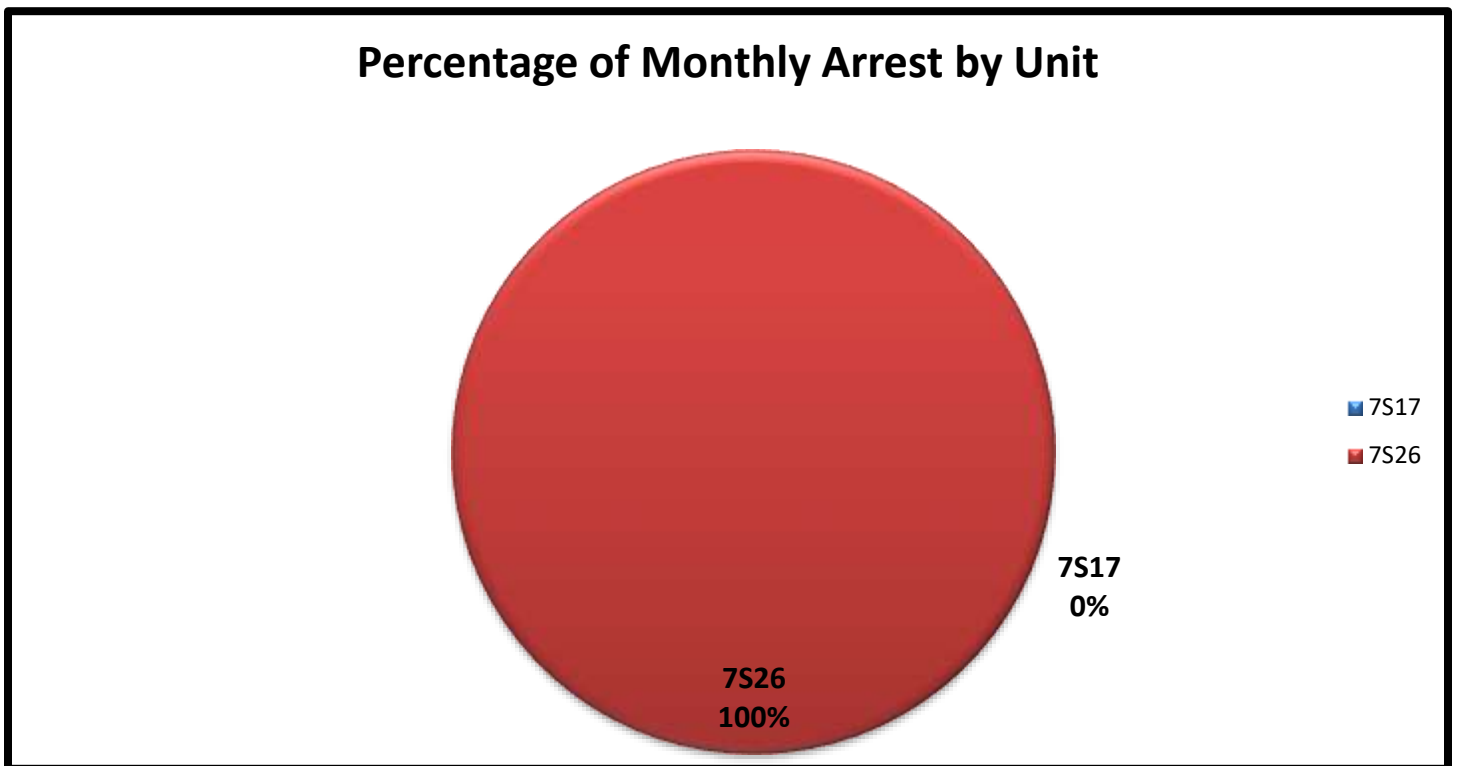
000

*	Types of Criminal Arrests	7S17	7S26	TOT	AVER	%
A	Felony Assault	0	0	0	0.0	0%
B	Felony Drug	0	0	0	0.0	0%
C	Felony Theft	0	0	0	0.0	0%
D	Felony Other	0	0	0	0.0	0%
E	Misdemeanor Assault	0	0	0	0.0	0%
F	Misdemeanor Drug	0	0	0	0.0	0%
G	Misdemeanor Theft	0	0	0	0.0	0%
H	Misdemeanor Other	0	1	1	0.5	50%
I	D.W.L.S.	0	0	0	0.0	0%
J	D.W.I.	0	1	1	0.5	50%
K	Burglary	0	0	0	0.0	0%
L	Weapons	0	0	0	0.0	0%
Totals						
M		0	2	2	1.0	100%

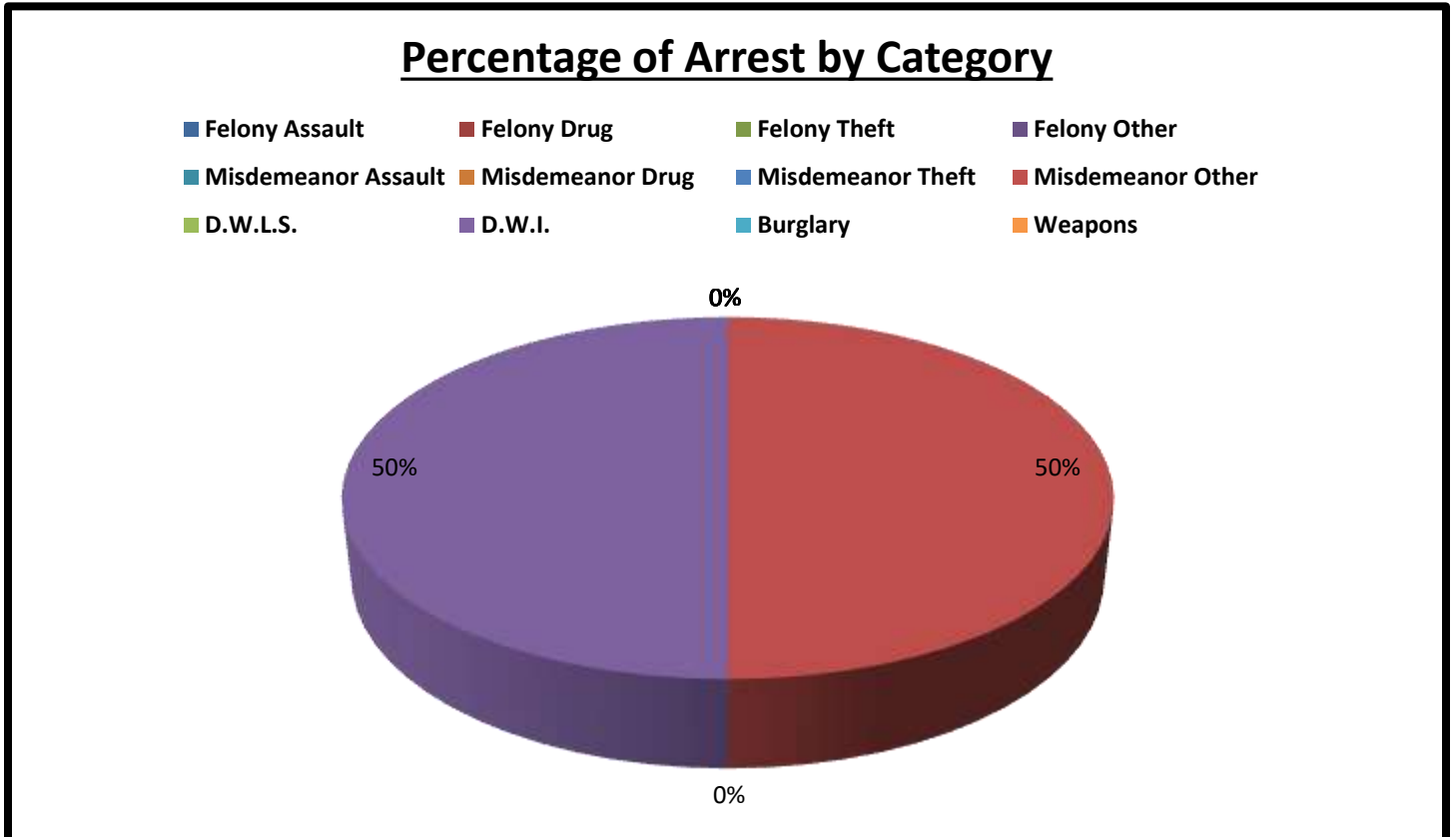
K. Types of Criminal Arrests Monthly Total:



L. Types of Criminal Arrests Monthly Total:



M. Types of Criminal Arrests Monthly Total:



N. Executed Warrant Monthly Total:

002

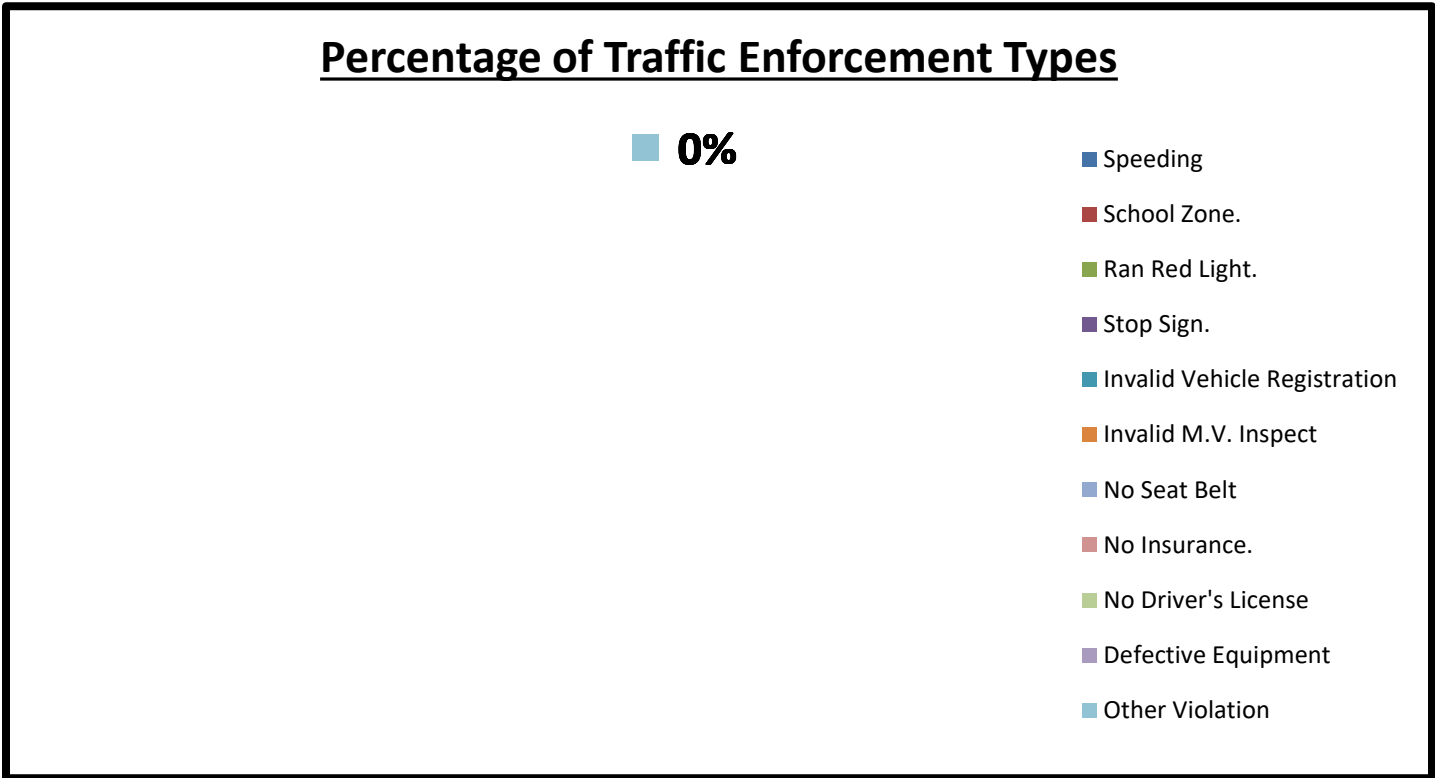
*	Executed Warrants	7S17	7S26	TOT	AVER	%
(A)	Felony Warrants	0	0	0	0.0	0%
(B)	Misdemeanor Warrants	0	2	2	1.0	100%
(C)	Totals	0	2	2	1.0	100%

O. Traffic Law Enforcement Total:

004

*	Traffic Enforcement	7S17	7S26	TOT	AVER	%
A	Speeding	0	0	0	0.0	#DIV/0!
B	School Zone.	0	0	0	0.0	#DIV/0!
C	Ran Red Light.	0	0	0	0.0	#DIV/0!
D	Stop Sign.	0	0	0	0.0	#DIV/0!
E	Invalid Vehicle Registration	0	0	0	0.0	#DIV/0!
F	Invalid M.V. Inspect	0	0	0	0.0	#DIV/0!
G	No Seat Belt	0	0	0	0.0	#DIV/0!
H	No Insurance.	0	0	0	0.0	#DIV/0!
I	No Driver's License	0	0	0	0.0	#DIV/0!
J	Defective Equipment	0	0	0	0.0	#DIV/0!
K	Other Violation	0	0	0	0.0	#DIV/0!
L	Written Warnings	0	0	0	0.0	0%
M	Verbal Warning	0	4	4	2.0	100%
N	Citation	0	0	0	0.0	0%
O	Total Violations	0	4	4	2.0	100%

P. Traffic Law Enforcement Total:



Q. Citations vs. Warnings Monthly Total:

004

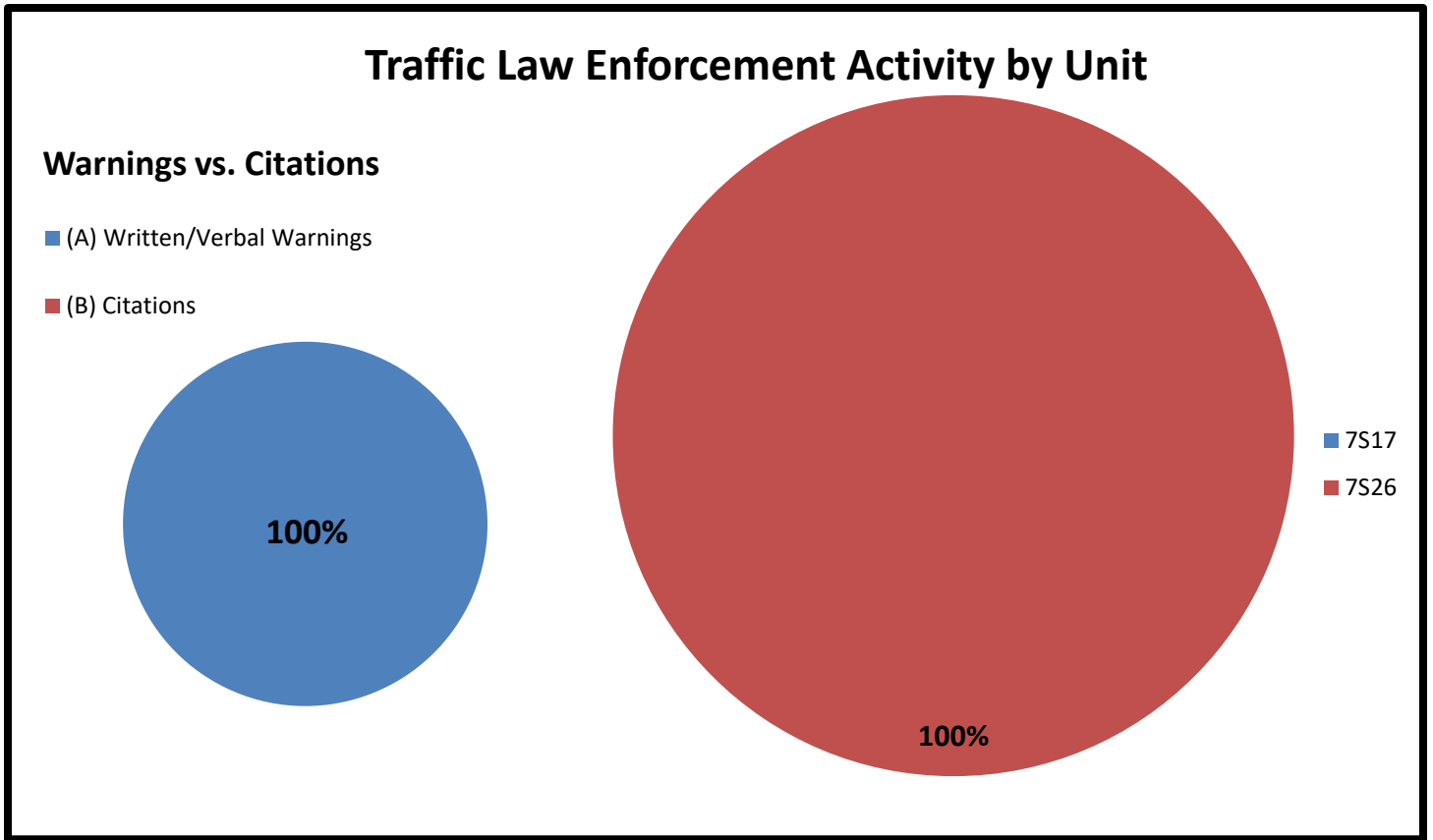
*	<i>Warnings vs. Citations</i>	7S17	7S26		TOT	AVER	%
(A)	Written/Verbal Warnings	0	4		4	2.0	100%
(B)	Citations	0	0		0	0.0	0%
(C)	<i>Totals</i>	0	4		4	2.0	100%

R. Sources of Calls for Service Monthly Total:

428

*	<i>Sources of Calls for Service</i>	7S17	7S26		TOT	AVER	%
(A)	On View	0	167		167	83.5	39%
(B)	Dispatched	15	14		29	14.5	7%
(C)	Self-Initiated	113	119		232	116.0	54%
(D)	<i>Totals</i>	128	300	428	214.0	100%	

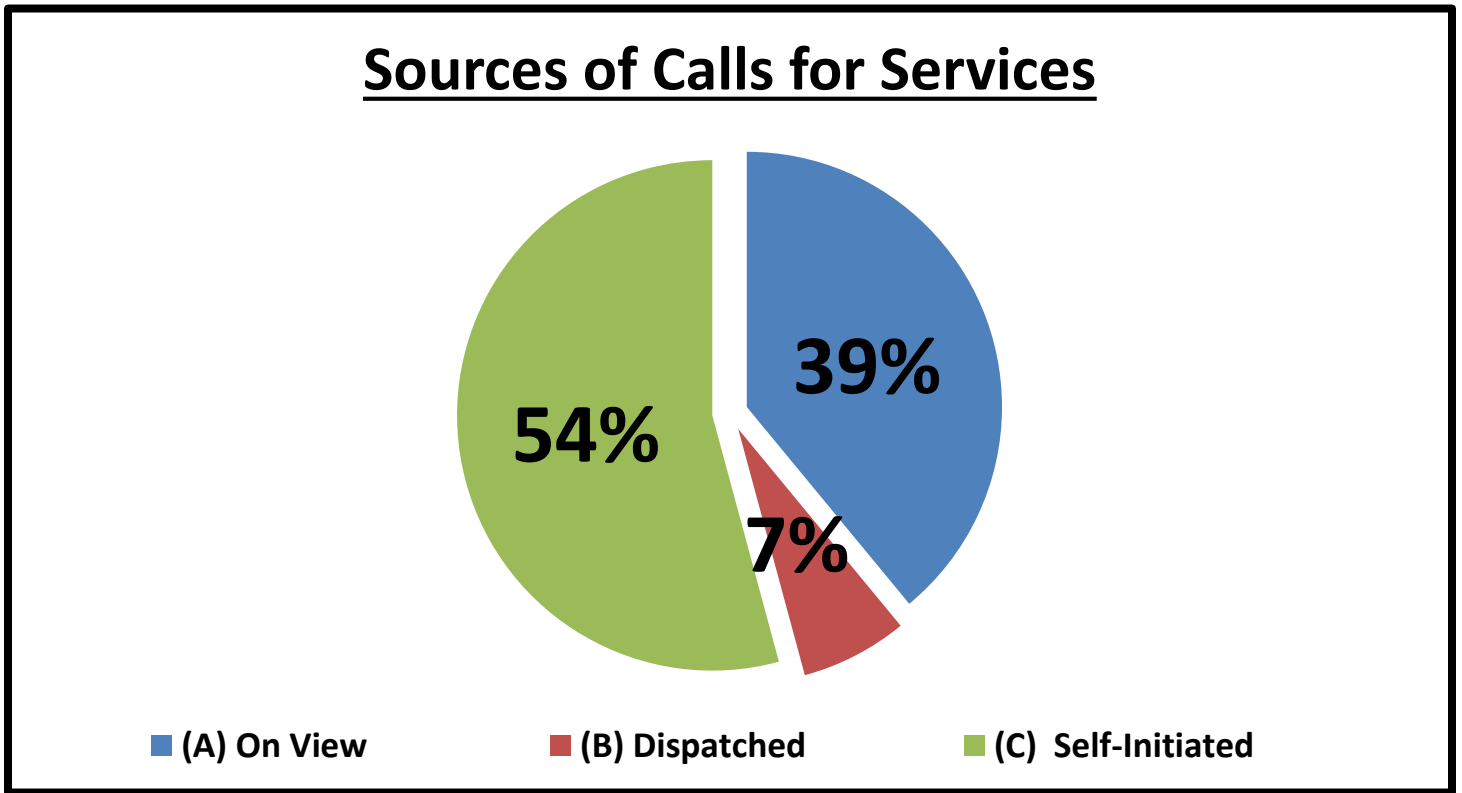
S. Sources of Calls for Service Percentages:



T. Sources of Calls for Service Percentages:

*	<i>Sources of Calls for Service</i>	7S17	7S26		TOT	AVER	%
(A)	On View	0%	56%		39%	0%	56%
(B)	Dispatched	12%	5%		7%	12%	5%
(C)	Self-Initiated	88%	40%		54%	88%	40%
(D)	<i>Totals</i>	100%	100%		100%	100%	100%

U. Sources of Calls for Service Percentages:



V. Free Reserve Personnel Time Utilized in Contract Monthly Total: 000

*	<i>Free Reserve Personnel Time</i>	7S17	7S26		TOT	AVER	%
(A)	<i>Totals</i>	0	0		0	0.0	#DIV/0!

W. Monthly Productivity Analysis Report (M.P.A.R.) - Executive Summary:

*	Unit	7S17	7S26		TOT	AVER
1	Patrol Activity	128	304		432	216.0
2	Security Checks	128	253		381	190.5
3	C.I.T. Interactions	0	0		0	0.0
4	Offense/Incident Reports	0	4		4	2.0
*	<i>Total Service Calls</i>	256	561		817	408.5
1	Criminal Arrests	0	2		2	1.0
2	Citations Issued	0	0		0	0.0
3	Written & Verbal Warnings	0	4		4	2.0
*	<i>Enforcement Service Calls</i>	0	6		6	3.0
*	<i>Total Hours</i>	160	160		320	160.0
1	Sick Time Used	0	8		8	4.0
2	Vacation Time Used	0	0		0	0.0
3	Training Time Used	0	0		0	0.0
4	Compensatory Time Used	0	0		0	0.0
*	<i>Hours Actually Worked</i>	160	152		312	156.0
*	<i>Unit Productivity Ratio</i>	1.6	3.7		2.6	2.6

X. Mileage Total:

1476

*	Mileage	7S17	7S26		TOT	AVER	%
(A)	<i>Totals</i>	487	989		1476	738.0	342%

Y. Patrol Alert Submission Report:

*	Received				Subject
00x	Date	Time	Code	Location	
A.					

Z. Incident Summaries:

01.	FEBRUARY 01, 2020	2100 HOURS	CRIMINAL MISCHIEF		DEPUTY C. JOLIVETTE	
	EVENING SHIFT:	9200 PORTAL DR	BBVW	"M"	HC:	2002-00010
<p>On February 01, 2020, a Saturday, at approximately 2125 hours, while on patrol in the "Braeburn Valley West Contract", Deputy C. Jolivette was performing routine patrol and law enforcement services when I (Deputy C. Jolivette) got dispatched to a burglary of a vehicle that had already occurred call for service. Upon making contact with the complainant deputy discovered a burglary of a vehicle had occurred involving an unknown suspect and vehicle was not burglarized. Deputy pulled several latent prints and gathered all pertinent information needed to make a report. Report Generated. The patrol activity type is "PAT=S".</p>						

02.	FEBRUARY 05, 2020	2300 HOURS	WARRANT ARREST		DEPUTY C. JOLIVETTE	
	EVENING SHIFT:	9400 WILLOW MEADOW	BBVW	"M"	HC:	2002-00049
<p>On February 20, 2020 a Wednesday, at approximately 2313 hours, while on patrol in the "Braeburn Valley West Contract", Deputy C. Jolivette was performing routine patrol and law enforcement services when I (Deputy C. Jolivette) got dispatched to a disturbance call for service. Upon making contact with the subject deputy discovered that after identifying him subject had several warrants. Deputy arrested subject and booked him in Harris County Jail. Report Generated. The patrol activity type is "PAT=P".</p>						

03.	FEBRUARY 06, 2020	1800 HOURS	BURGLARY/ THEFT REPORT		DEPUTY C. JOLIVETTE	
	EVENING SHIFT:	9300 SPELLMAN RD	BBVW	"M"	HC:	2002-00057
<p>On February 06, 2020, a Thursday, at approximately 1830 hours, while on patrol in the "Braeburn Valley West Contract", Deputy C. Jolivette was performing routine patrol and law enforcement services when I (Deputy C. Jolivette) got dispatched to a Burglary that had already occurred. Upon making contact with the complainant deputy discovered a Theft had occurred by an unknown suspect. Deputy attempted was able to retrieve surveillance video for Reporting Party's security system. Suspects face was blurry in the video but determined he did make entry to Reporting Party's vehicle. Latent finger prints were not gathered due to incident occurring a week prior. Deputy gathered all pertinent information needed to make a report. Deputy will follow up on this case. Report Generated. The patrol activity type is "PAT=T".</p>						

04.	FEBRUARY 18, 2020	2200 HOURS	DWI		DEPUTY C. JOLIVETTE	
	EVENING SHIFT:	8800 MARTIN HEIGHTS	BBVW	"M"	HC:	2002-00152
<p>On February 18, 2020, a Tuesday, at approximately 2205 hours, while on patrol in the "Braeburn Valley West Contract", Deputy C. Jolivette was performing routine patrol and law enforcement services when I (Deputy C. Jolivette) Observed an SUV type vehicle speeding through the neighborhood then fail to stop at a stop sign. After initiating a traffic atop, I determine that the subject had been drinking alcoholic beverages and was (DWI) Driving While Intoxicated. Deputy arrested and was filed charges on the subject. Deputy booked subject in Harris County Jail. Report Generated. The patrol activity type is "PAT=E".</p>						

Sergeant Jon Meek

Sergeant Jon Meek
 Neighborhood Patrol Division, First Line Supervisor
 Harris County Constable's Office of Precinct 713-643-6602