



MAY WALKER, CONSTABLE
PRECINCT SEVEN
HARRIS COUNTY, TEXAS

MAIN OFFICE
5300 Griggs Road
Houston, Texas 77021
PHONE (713) 643-6602
FAX (713) 643-3401

Date: March 12, 2019

From: Sergeant Jon Meek
Neighborhood Patrol Division, First Line Supervisor
Harris County Constable's Office of Precinct "7"

To: Property Owners Association
Board of Directors & Management Company

Subject: February Monthly Productivity Analysis Report
Enclosure: **MPAR – February 2019**
Distribution: Executive Command Staff & Board of Directors & Management Company

The purpose of this "**Monthly Productivity Analysis Report**" (M.P.A.R.) is to provide the executive command staff with the appropriate data to analyze the productivity of assigned personnel and their shifts' activities to allow for the validation of individual and divisional performance evaluations. With regard to the specific contents of the report, there are 18 distinctive component parts of this report. These components are enumerated below:

- | | |
|--|---|
| 01. Patrol Activity Details | 10. Traffic Enforcement Report |
| 02. Patrol Activity Analytical Summary | 11. Trends & Percentages of Traffic |
| 03. Patrol Activity Percentages & Trends | 12. Citation & Warning Issuance Review |
| 04. Security Checks Report | 13. Call for Service Report (<i>C.F.S.</i>) |
| 05. Security Checks Percentages & Trends | 14. Trends & Percentages for <i>C.F.S.</i> |
| 06. Crisis Intervention Disposition Report | 15. Overtime Report (service at no Cost) |
| 07. Offense/Incident Generation Report | 16. Reserve Deputy Use (at no Cost) |
| 08. Criminal Arrest Types Report | 17. Incident Summarization |
| 09. Warrant Execution Report | 18. Hotspot Report Data Review |

A cursory analysis of the statistical data from this report should be demonstrative of the quality of performance of this agency in realizing the contractual obligations and the overall achievement of the goals and objectives of this Agency and the Contract Division.

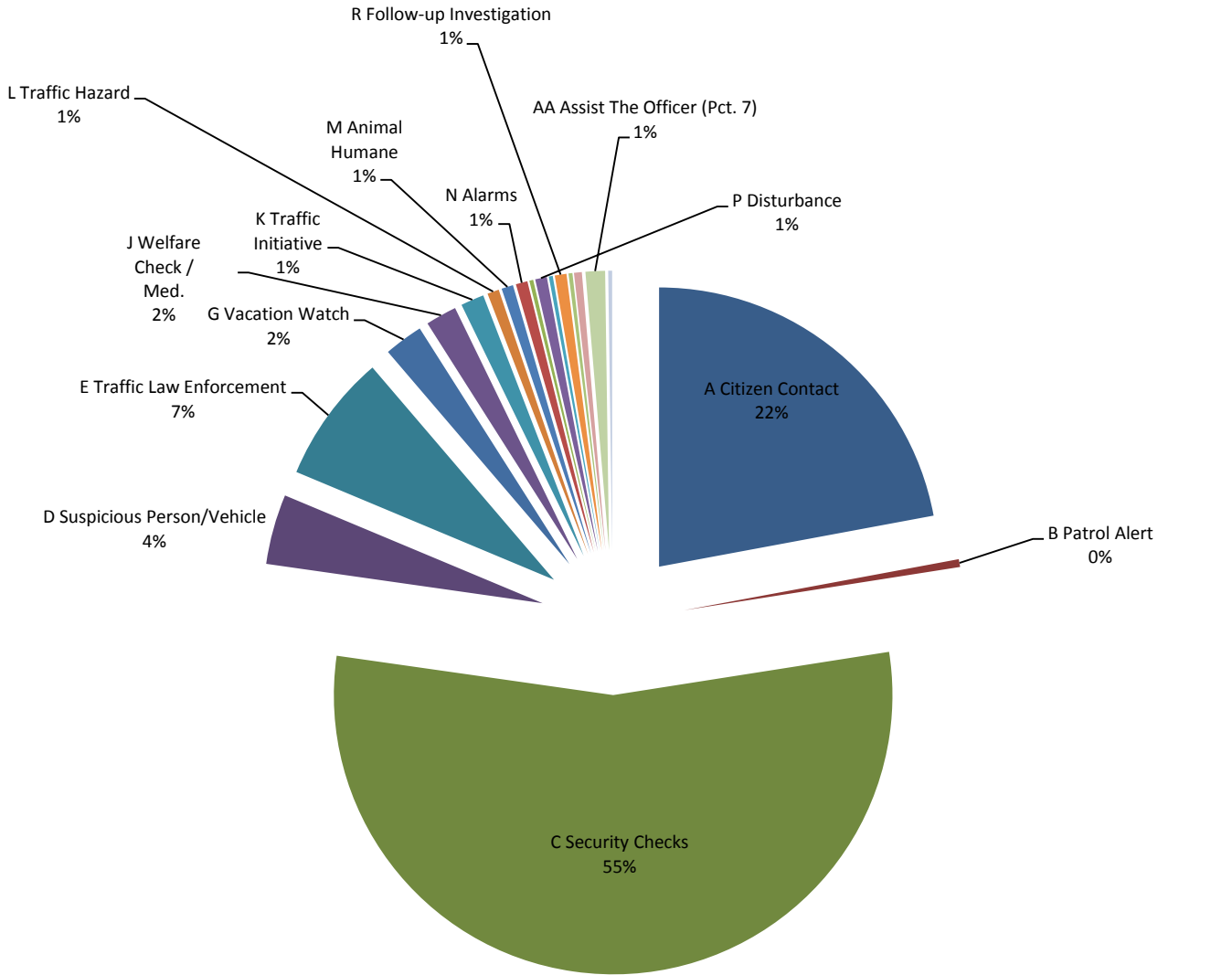
A. Patrol Activity Monthly Total:

0446

*	Patrol Activity Types	7S17	7S26	TOT	AVER	%
A	Citizen Contact	57	41	98	49.0	22%
B	Patrol Alert	0	2	2	1.0	0%
C	Security Checks	75	168	243	121.5	54%
D	Suspicious Person/Vehicle	4	14	18	9.0	4%
E	Traffic Law Enforcement	2	31	33	16.5	7%
F	Offense/Incident Reports	0	2	2	1.0	0%
G	Vacation Watch	2	8	10	5.0	2%
H	Open Door / Window	0	0	0	0.0	0%
I	Assist Contract Citizen	0	0	0	0.0	0%
J	Welfare Check / Med.	5	3	8	4.0	2%
K	Traffic Initiative	0	6	6	3.0	1%
L	Traffic Hazard	2	1	3	1.5	1%
M	Animal Humane	2	1	3	1.5	1%
N	Alarms	1	2	3	1.5	1%
O	Mental Cases (171)	0	1	1	0.5	0%
P	Disturbance	1	2	3	1.5	1%
Q	Criminal Investigation	1	0	1	0.5	0%
R	Follow-up Investigation	1	2	3	1.5	1%
S	Criminal Mischief	0	0	0	0.0	0%
T	Burglary Residence/Vehicle	0	0	0	0.0	0%
U	Theft / Theft of Business	0	1	1	0.5	0%
V	Citizen Assaulted	0	0	0	0.0	0%
W	Robbery of an Individual	0	0	0	0.0	0%
X	Trespass Warning	0	0	0	0.0	0%
Y	Major/Minor Crash	0	0	0	0.0	0%
Z	Child Custody Disputes	0	2	2	1.0	0%
AA	Assist The Officer (Pct. 7)	4	1	5	2.5	1%
BB	Runaway Missing Persons	0	0	0	0.0	0%
CC	Assisted LEA	0	0	0	0.0	0%
DD	Solicitors	0	0	0	0.0	0%
EE	Meeting/Event/Ct.	0	1	1	0.5	0%
*	MONTH TOTALS	157	289	446	223.0	100%

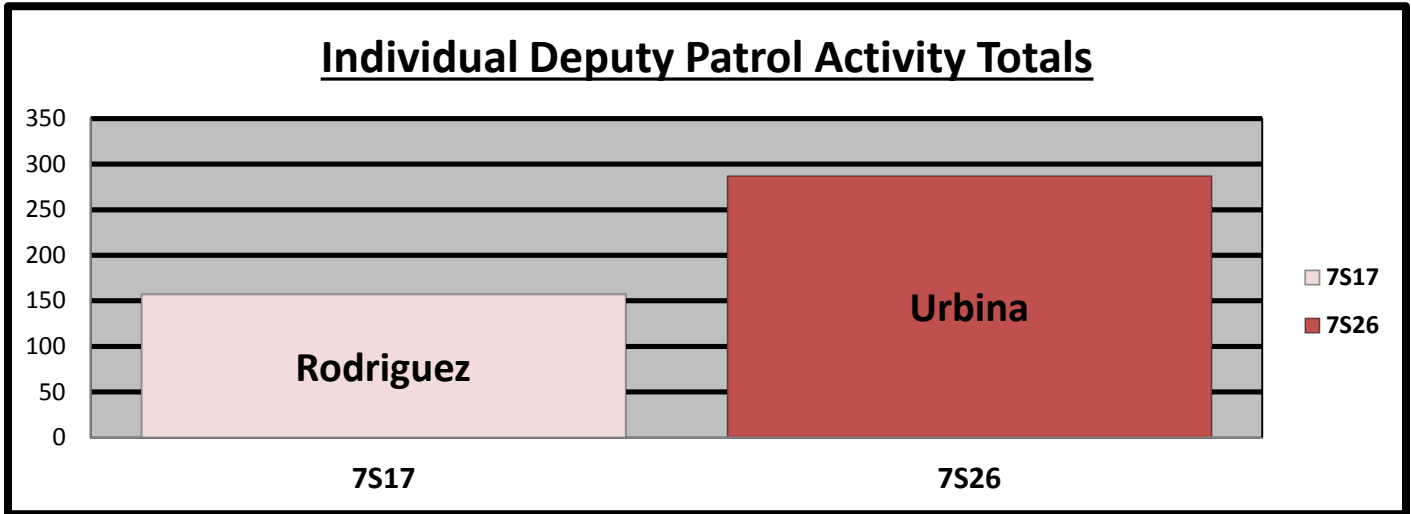
A1. Patrol Activity Percentage:

Percentage of Patrol Activity



- | | | | |
|-------------------------------|------------------------------|----------------------------------|--------------------------------|
| ■ A Citizen Contact | ■ B Patrol Alert | ■ C Security Checks | ■ D Suspicious Person/Vehicle |
| ■ E Traffic Law Enforcement | ■ F Offense/Incident Reports | ■ G Vacation Watch | ■ H Open Door / Window |
| ■ I Assist Contract Citizen | ■ J Welfare Check / Med. | ■ K Traffic Initiative | ■ L Traffic Hazard |
| ■ M Animal Humane | ■ N Alarms | ■ O Mental Cases (171) | ■ P Disturbance |
| ■ Q Criminal Investigation | ■ R Follow-up Investigation | ■ S Criminal Mischief | ■ T Burglary Residence/Vehicle |
| ■ U Theft / Theft of Business | ■ V Citizen Assaulted | ■ W Robbery of an Individual | ■ X Trespass Warning |
| ■ Y Major/Minor Crash | ■ Z Child Custody Disputes | ■ AA Assist The Officer (Pct. 7) | ■ BB Runaway Missing Persons |
| ■ CC Assisted LEA | ■ DD Solicitors | ■ EE Meeting/Event/Ct. | |

B. Patrol Activity by Braeburn Valley West Personnel:

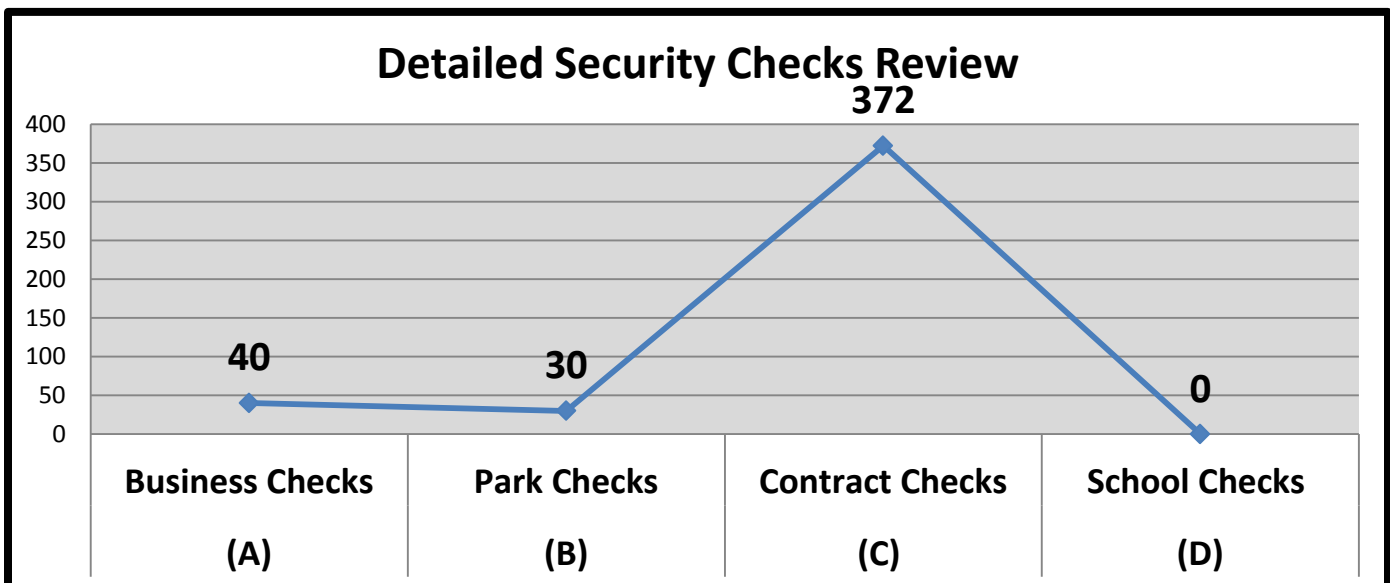


C. Security Checks Monthly Total:

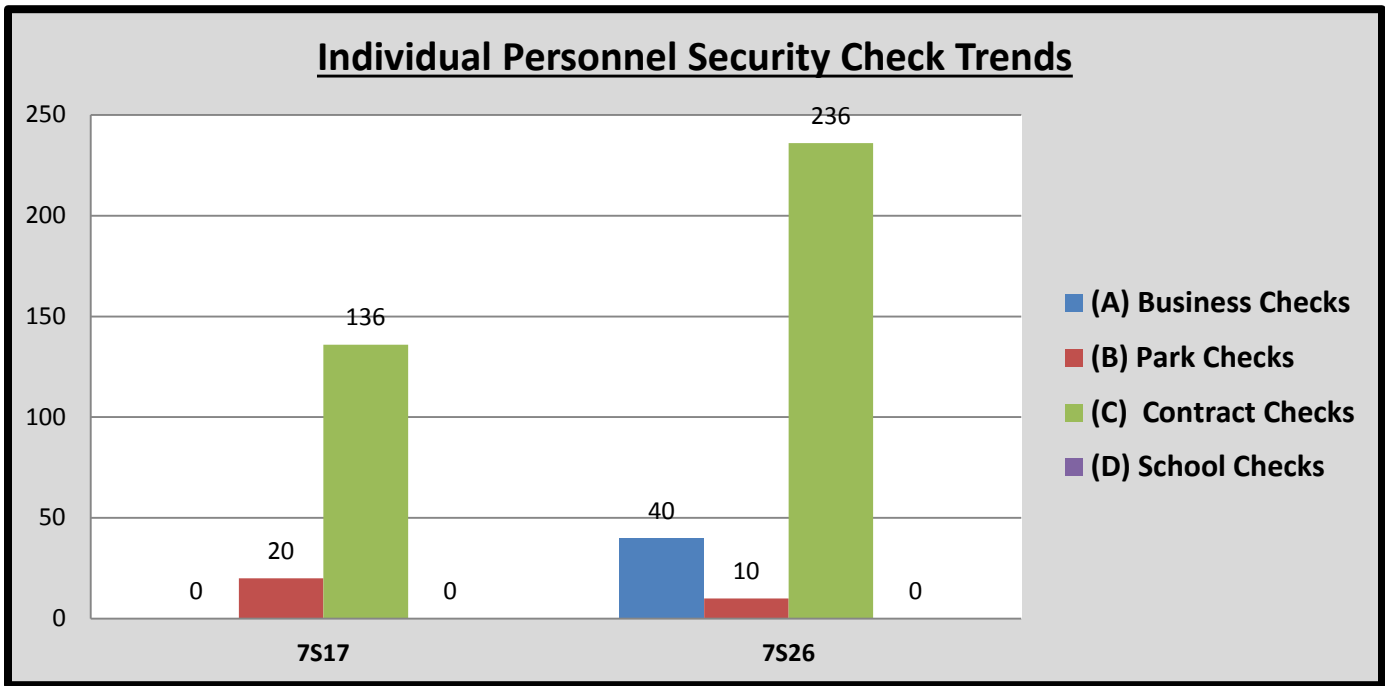
0442

*	Security Checks	7S17	7S26	TOT	AVER	%
(A)	Business Checks	0	40	40	20.0	9%
(B)	Park Checks	20	10	30	15.0	7%
(C)	Contract Checks	136	236	372	186.0	84%
(D)	Plaza Checks	0	0	0	0.0	0%
(E)	<i>Totals</i>	156	286	442	221.0	100%

D. Detailed Security Checks Monthly:



E. Individual Personnel Security Check Trends:



F. CIT/MHO Dispositions Monthly Total:

000

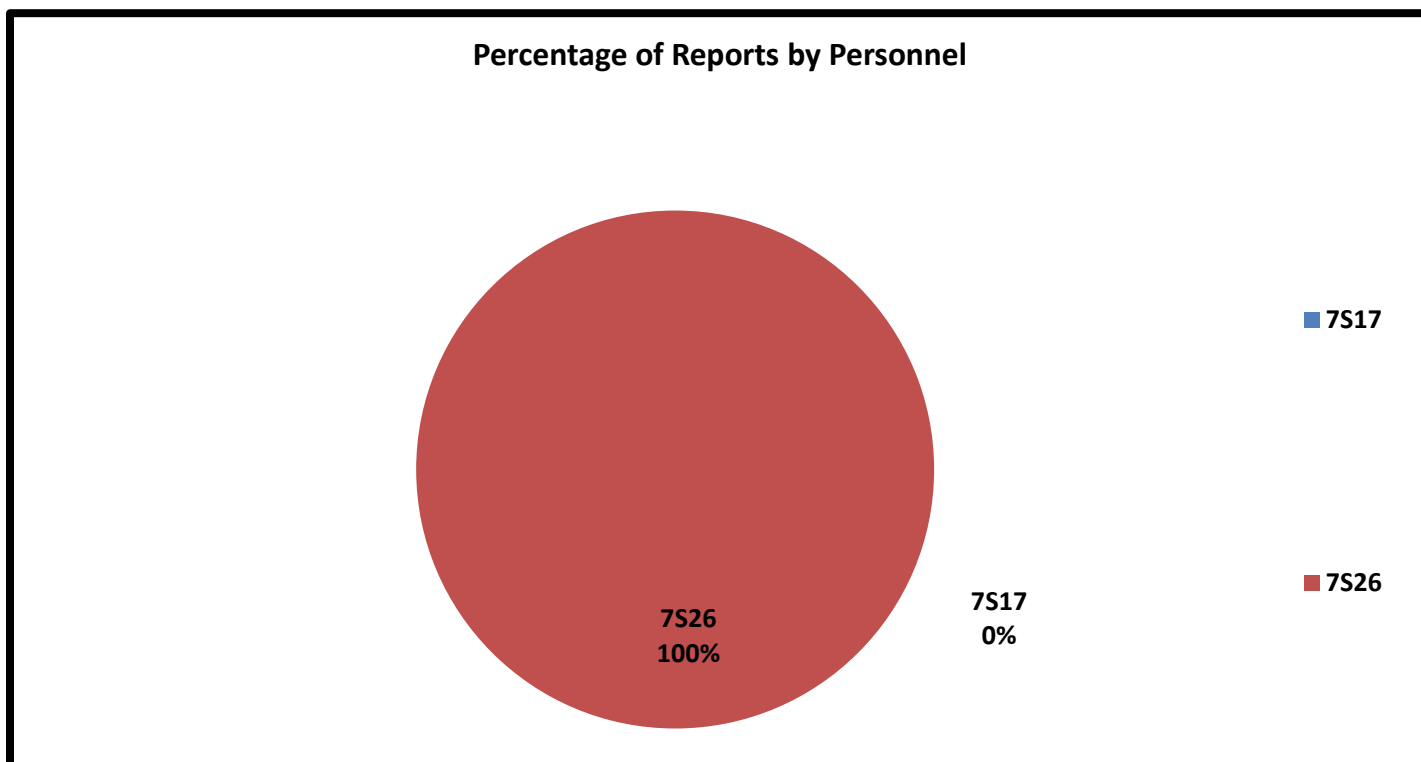
*	<i>C.I.T. Dispositions</i>	7S17	7S26	TOT	AVER	%
(A)	CIT/MHO Outside Referral	0	0	0	0.0	#DIV/0!
(B)	CIT/MHO Transport	0	0	0	0.0	#DIV/0!
(C)	CIT/MHO CIT Contact	0	0	0	0.0	#DIV/0!
(D)	CIT/MHO Arrest	0	0	0	0.0	#DIV/0!
(E)	<i>Totals</i>	0	0	0	0.0	#DIV/0!

G. Offense/Incident Reports Monthly Total:

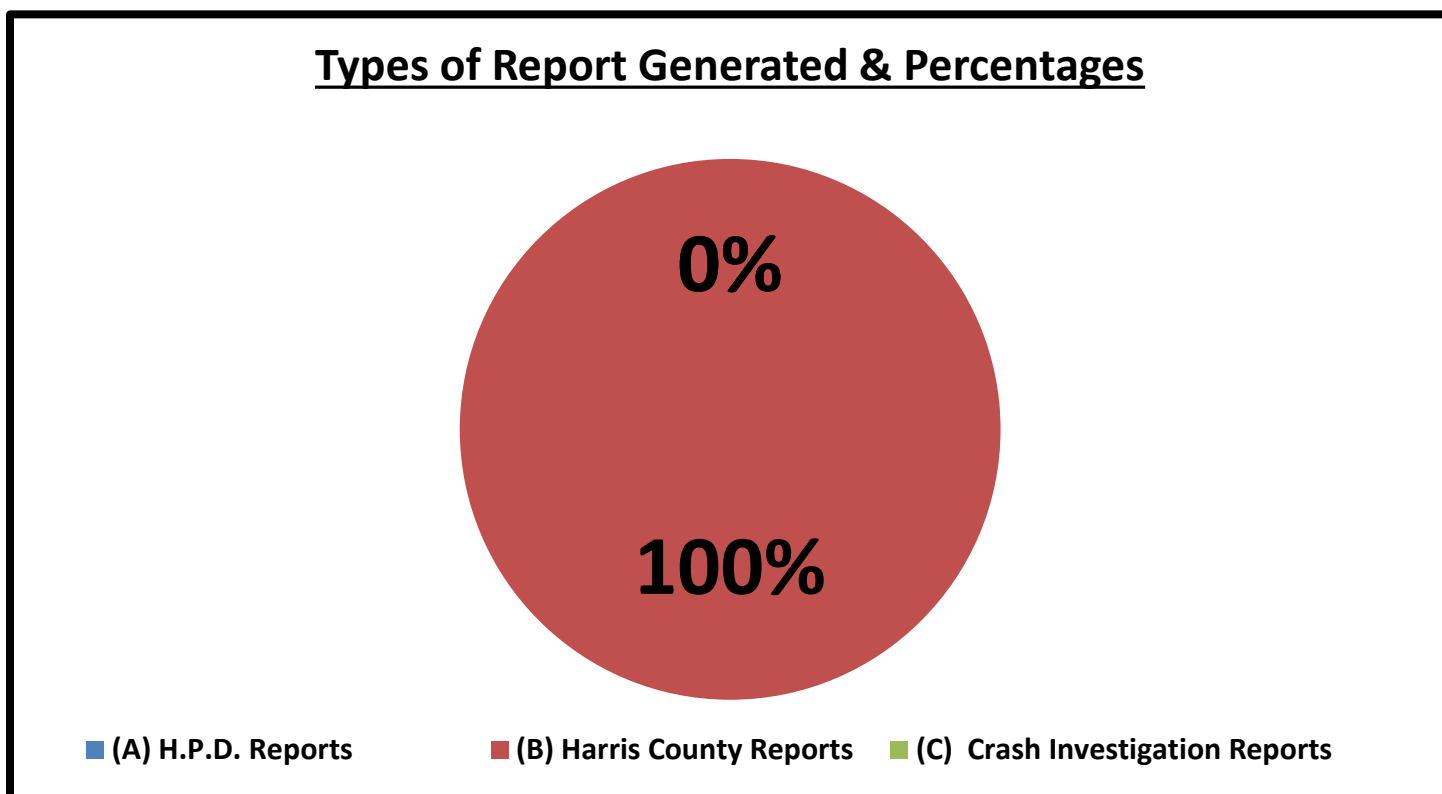
002

*	<i>Offense/Incident Reports</i>	7S17	7S26	TOT	AVER	%
(A)	H.P.D. Reports	0	0	0	0.0	0%
(B)	Harris County Reports	0	2	2	1.0	100%
(C)	Crash Investigation Reports	0	0	0	0.0	0%
(D)	<i>Totals</i>	0	2	2	1.0	100%

H. Report Generation Percentages:



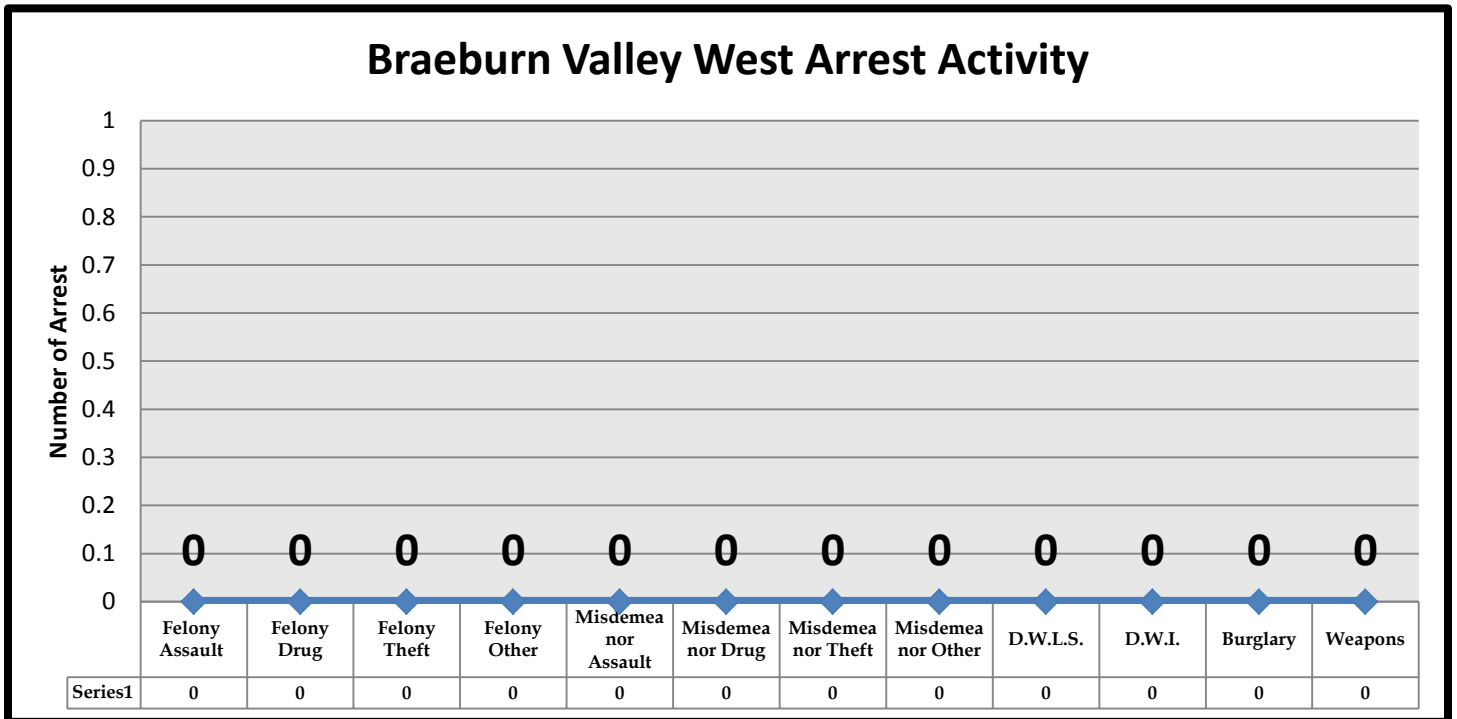
I. Percentages:



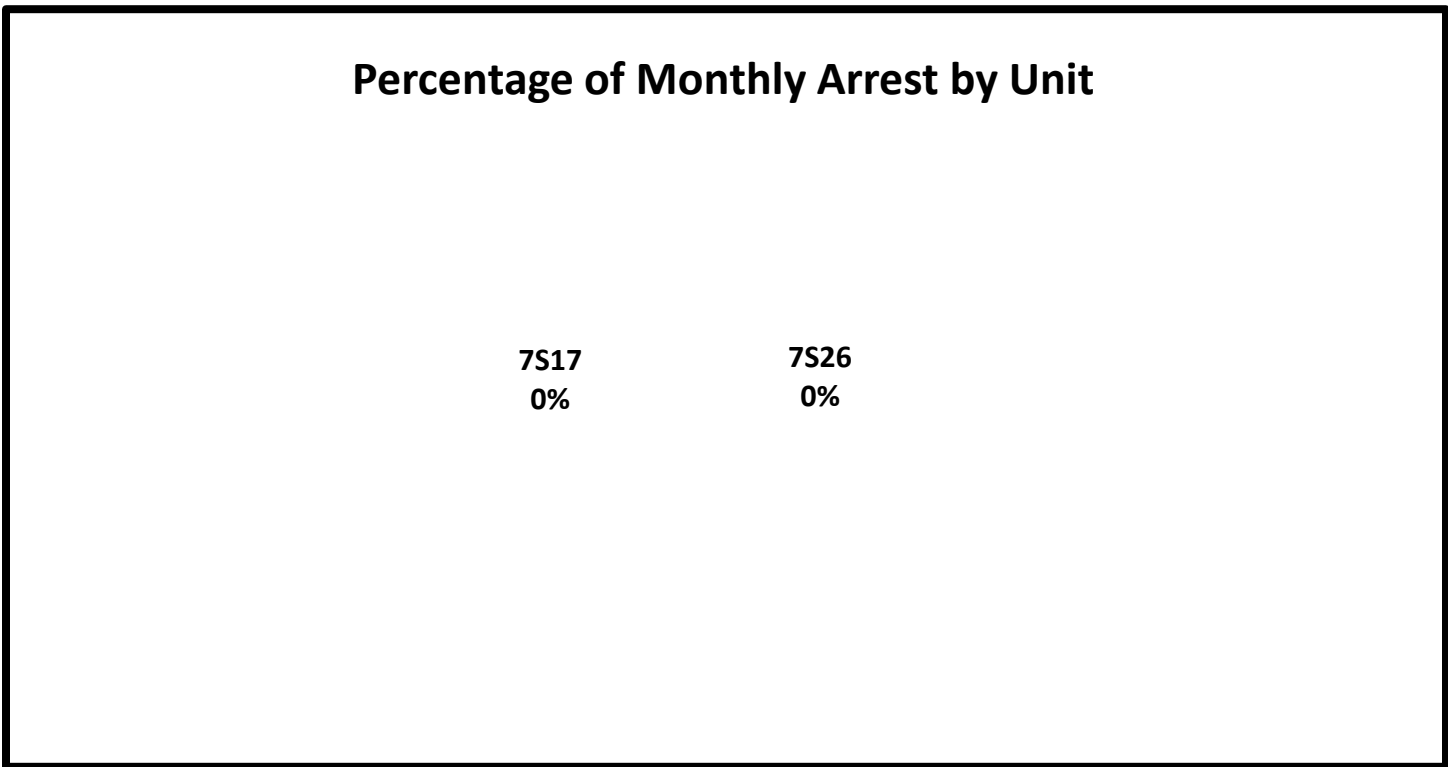
J. Types of Criminal Arrests Monthly Total:

*	Types of Criminal Arrests	7S17	7S26	TOT	AVER	%
A	Felony Assault	0	0	0	0.0	#DIV/0!
B	Felony Drug	0	0	0	0.0	#DIV/0!
C	Felony Theft	0	0	0	0.0	#DIV/0!
D	Felony Other	0	0	0	0.0	#DIV/0!
E	Misdemeanor Assault	0	0	0	0.0	#DIV/0!
F	Misdemeanor Drug	0	0	0	0.0	#DIV/0!
G	Misdemeanor Theft	0	0	0	0.0	#DIV/0!
H	Misdemeanor Other	0	0	0	0.0	#DIV/0!
I	D.W.L.S.	0	0	0	0.0	#DIV/0!
J	D.W.I.	0	0	0	0.0	#DIV/0!
K	Burglary	0	0	0	0.0	#DIV/0!
L	Weapons	0	0	0	0.0	#DIV/0!
M	<i>Totals</i>	0	0	0	0.0	#DIV/0!

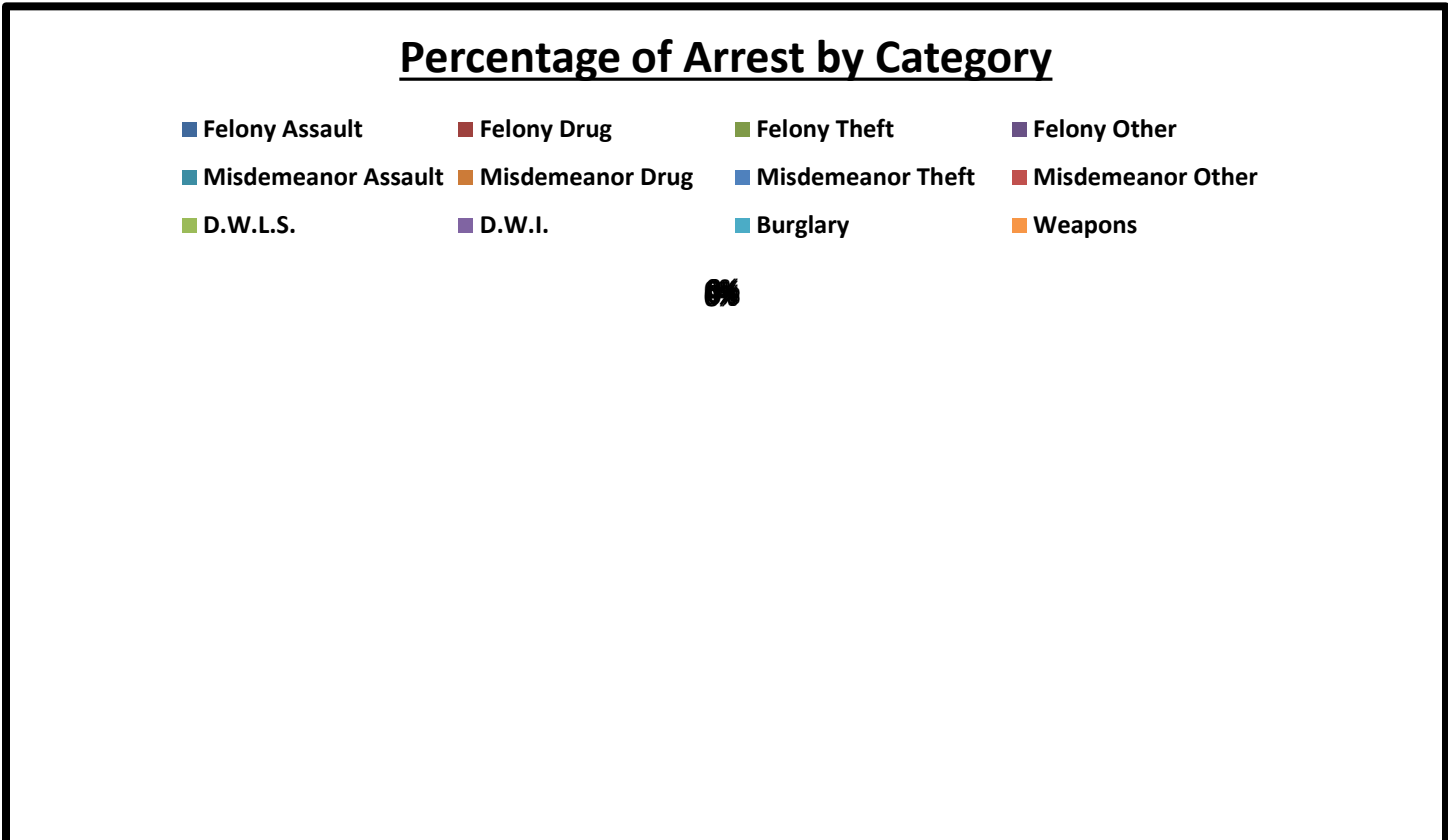
K. Types of Criminal Arrests Monthly Total:



L. Types of Criminal Arrests Monthly Total:



M. Types of Criminal Arrests Monthly Total:



N. Executed Warrant Monthly Total:

000

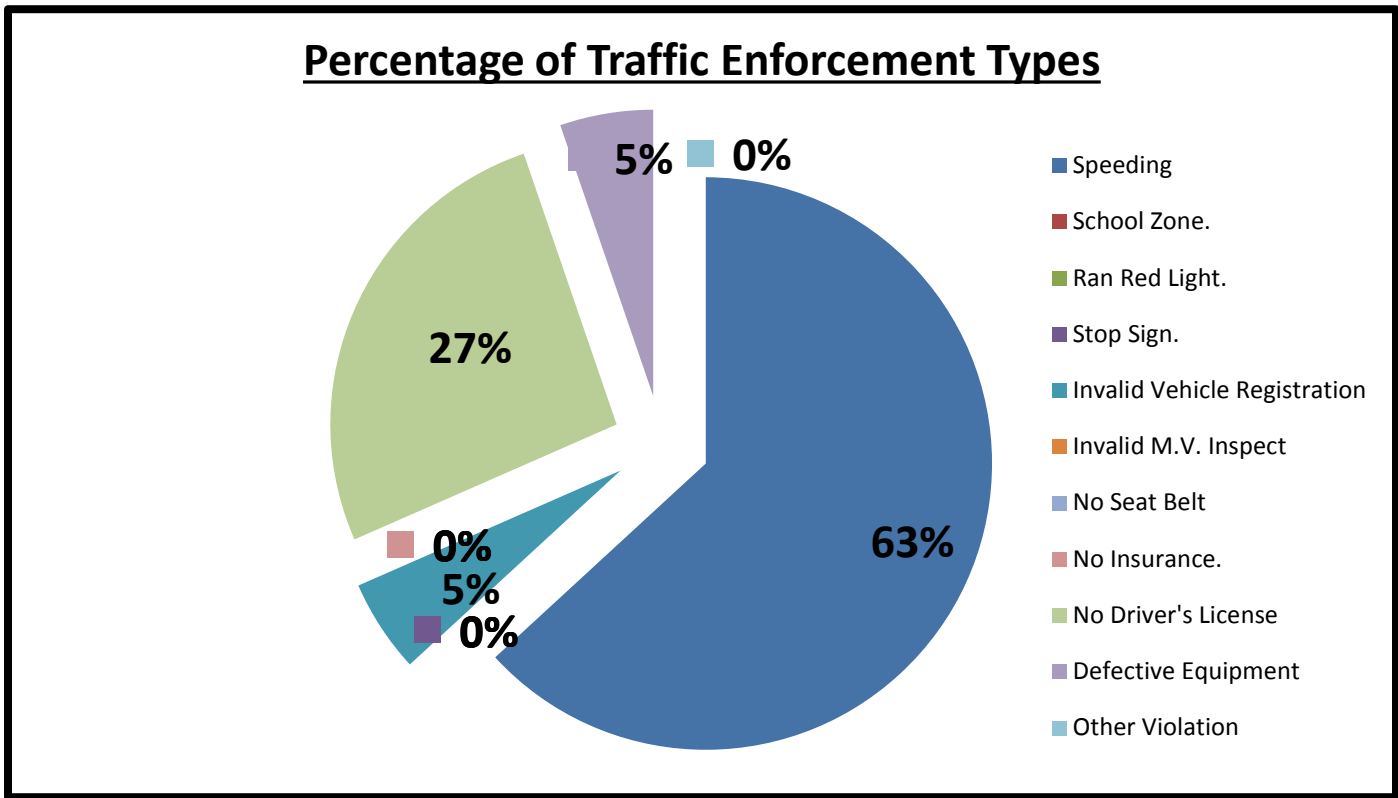
*	<i>Executed Warrants</i>	7S17	7S26	TOT	AVER	%
(A)	Felony Warrants	0	0	0	0.0	#DIV/0!
(B)	Misdemeanor Warrants	0	0	0	0.0	#DIV/0!
(C)	<i>Totals</i>	0	0	0	0.0	#DIV/0!

O. Traffic Law Enforcement Total:

033

*	<i>Traffic Enforcement</i>	7S17	7S26	TOT	AVER	%
A	Speeding	0	12	12	6.0	63%
B	School Zone.	0	0	0	0.0	0%
C	Ran Red Light.	0	0	0	0.0	0%
D	Stop Sign.	0	0	0	0.0	0%
E	Invalid Vehicle Registration	0	1	1	0.5	5%
F	Invalid M.V. Inspect	0	0	0	0.0	0%
G	No Seat Belt	0	0	0	0.0	0%
H	No Insurance.	0	0	0	0.0	0%
I	No Driver's License	0	5	5	2.5	26%
J	Defective Equipment	0	1	1	0.5	5%
K	Other Violation	0	0	0	0.0	0%
L	Written Warnings	0	0	0	0.0	0%
M	Verbal Warning	2	12	14	7.0	100%
N	Citation	0	19	19	9.5	58%
O	Total Violations	2	31	33	16.5	100%

P. Traffic Law Enforcement Total:



Q. Citations vs. Warnings Monthly Total:

033

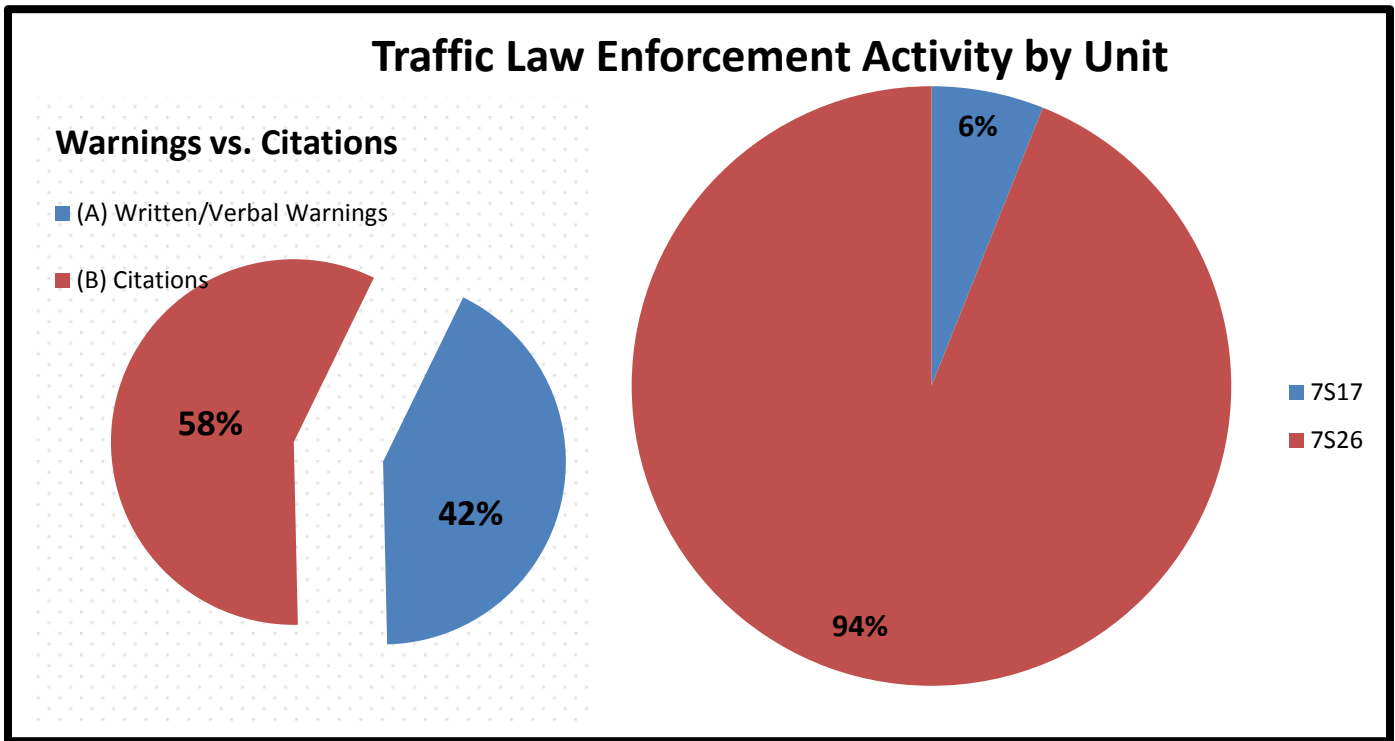
*	Warnings vs. Citations	7S17	7S26	TOT	AVER	%
(A)	Written/Verbal Warnings	2	12	14	7.0	42%
(B)	Citations	0	19	19	9.5	58%
(C)	<i>Totals</i>	2	31	33	16.5	100%

R. Sources of Calls for Service Monthly Total:

444

*	Sources of Calls for Service	7S17	7S26	TOT	AVER	%
(A)	On View	0	0	0	0.0	0%
(B)	Dispatched	9	17	26	13.0	6%
(C)	Self-Initiated	148	270	418	209.0	94%
(D)	<i>Totals</i>	157	287	444	222.0	100%

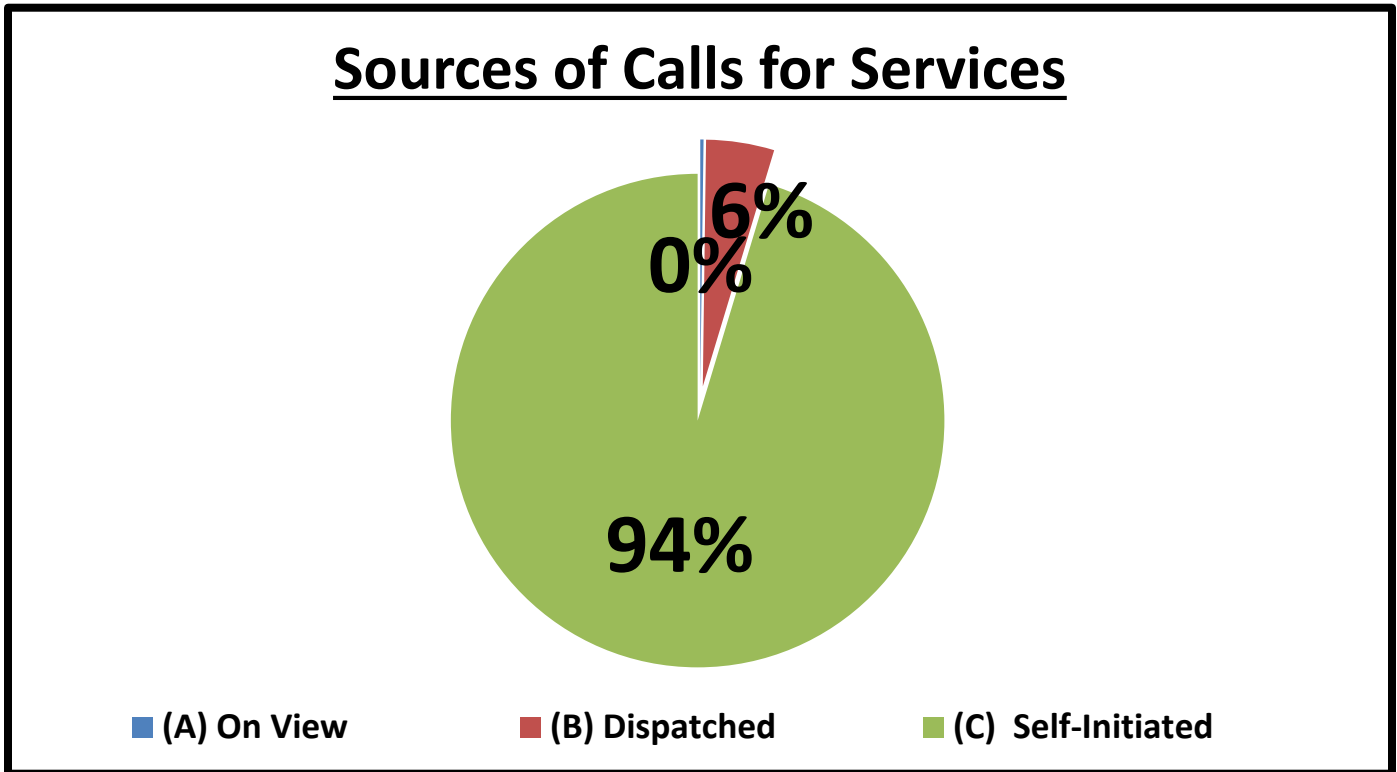
S. Traffic Law Enforcement Activity by Percentages:



T. Sources of Calls for Service Percentages:

*	Sources of Calls for Service	7S17	7S26	TOT	AVER	%
(A)	On View	0%	0%	0%	0%	0%
(B)	Dispatched	6%	6%	6%	6%	6%
(C)	Self-Initiated	94%	94%	94%	94%	94%
(D)	<i>Totals</i>	100%	100%	100%	100%	100%

U. Sources of Calls for Service Percentages:



V. Free Reserve Personnel Time Utilized in Contract Monthly Total: 000

*	<i>Free Reserve Personnel Time</i>	7S17	7S26		TOT	AVER	%
(A)	<i>Totals</i>	0	0		0	0.0	#DIV/0!

W. Monthly Productivity Analysis Report (M.P.A.R.) - Executive Summary:

*	<i>Unit</i>	7S17	7S26		TOT	AVER
1	Patrol Activity	157	287		444	222.0
2	Security Checks	156	286		442	221.0
3	C.I.T. Interactions	0	0		0	0.0
4	Offense/Incident Reports	0	2		2	1.0
*	<i>Total Service Calls</i>	313	575		888	444.0
1	Criminal Arrests	0	0		0	0.0
2	Citations Issued	0	19		19	9.5
3	Written & Verbal Warnings	2	12		14	7.0
*	<i>Enforcement Service Calls</i>	2	31		33	16.5
*	<i>Total Hours</i>	160	160		320	160.0
1	Sick Time Used	0	0		0	0.0
2	Vacation Time Used	0	0		0	0.0
3	Training Time Used	0	0		0	0.0
4	Compensatory Time Used	0	0		0	0.0
*	<i>Hours Actually Worked</i>	160	160		320	160.0
*	<i>Unit Productivity Ratio</i>	2.0	3.8		2.9	2.9

X. Mileage Total:

1849

*	<i>Mileage</i>	7S17	7S26		TOT	AVER	%
(A)	<i>Totals</i>	984	865		1849	924.5	416%

Y. Patrol Alert Submission Report:

*	<i>Received</i>				<i>Subject</i>
00x	<i>Date</i>	<i>Time</i>	<i>Code</i>	<i>Location</i>	
A.					

Z. Incident Summaries:

01.	FEBRUARY 13, 2019	20:42 HOURS	THEFT REPORT			DEPUTY O. URBINA	
	EVENINGSHIFT:	10500 MCAFEE CT	BBVW	"M"	HC:	1902-00087	
<p>On February 13, 2019, a Wednesday, at approximately 1838 hours, while on patrol in the "Braeburn Valley West Contract", I Deputy O. Urbina was performing routine patrol and law enforcement services when I (Deputy O. Urbina) got dispatched to a theft call for service. Upon making contact with the complainant, Deputy discovered a theft by deception had occurred. Deputy gathered all pertinent information needed to make a report. Report Generated. The patrol activity type is "PAT=T".</p>							

02.	FEBRUARY 27, 2019	17:59 HOURS	DOA REPORT			DEPUTY O. URBINA	
	EVENINGSHIFT:	9200 SANFORD DR	BBVW	"N/A"	HC:	1902-00170	
<p>On February 27, 2019, a Wednesday, at approximately 1759 hours, while on patrol in the "Braeburn Valley West Contract", I Deputy O. Urbina was performing routine patrol and law enforcement services when I (Deputy O. Urbina) got dispatched to a welfare check call for service. Deputy was asked by family to check on an elderly couple. Upon arrival no one came to the door and no forced entry was observed in the exterior of the residence. HFD and was able to make force entry, once inside HFD confirmed 2 individuals were deceased. Deputy gathered all pertinent information needed to make a report. Report Generated. The patrol activity type is "PAT=J".</p>							

Sergeant Jon Meek

Sergeant Jon Meek
 Neighborhood Patrol Division, First Line Supervisor
 Harris County Constable's Office of Precinct 713-643-6602