



MAY WALKER, CONSTABLE
PRECINCT SEVEN
HARRIS COUNTY, TEXAS

MAIN OFFICE
5300 Griggs Road
Houston, Texas 77021
PHONE (713) 643-6602
FAX (713) 643-3401

Date: February 13, 2019

From: Sergeant Jon Meek
Neighborhood Patrol Division, First Line Supervisor
Harris County Constable's Office of Precinct "7"

To: Property Owners Association
Board of Directors & Management Company

Subject: January Monthly Productivity Analysis Report
Enclosure: **MPAR – January 2019**
Distribution: Executive Command Staff & Board of Directors & Management Company

The purpose of this "**Monthly Productivity Analysis Report**" (M.P.A.R.) is to provide the executive command staff with the appropriate data to analyze the productivity of assigned personnel and their shifts' activities to allow for the validation of individual and divisional performance evaluations. With regard to the specific contents of the report, there are 18 distinctive component parts of this report. These components are enumerated below:

- | | |
|--|---|
| 01. Patrol Activity Details | 10. Traffic Enforcement Report |
| 02. Patrol Activity Analytical Summary | 11. Trends & Percentages of Traffic |
| 03. Patrol Activity Percentages & Trends | 12. Citation & Warning Issuance Review |
| 04. Security Checks Report | 13. Call for Service Report (<i>C.F.S.</i>) |
| 05. Security Checks Percentages & Trends | 14. Trends & Percentages for <i>C.F.S.</i> |
| 06. Crisis Intervention Disposition Report | 15. Overtime Report (service at no Cost) |
| 07. Offense/Incident Generation Report | 16. Reserve Deputy Use (at no Cost) |
| 08. Criminal Arrest Types Report | 17. Incident Summarization |
| 09. Warrant Execution Report | 18. Hotspot Report Data Review |

A cursory analysis of the statistical data from this report should be demonstrative of the quality of performance of this agency in realizing the contractual obligations and the overall achievement of the goals and objectives of this Agency and the Contract Division.

3075 total miles were driven and the shift responded to **1388** total service calls and conducted **000** crash investigations. The shift issued **009** traffic citations, made **00** arrests and handled **035** enforcement service related calls.

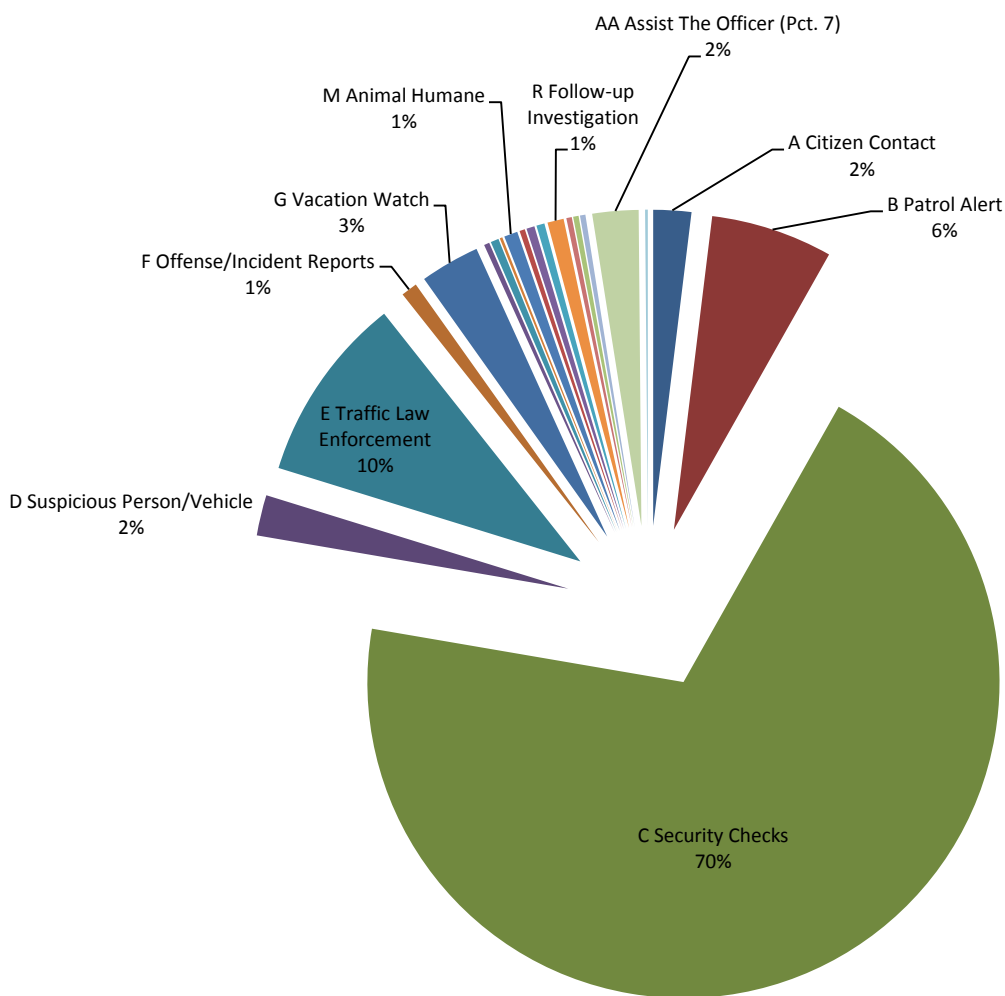
A. Patrol Activity Monthly Total:

0722

*	Patrol Activity Types	7S18	7S28	7S29	TOT	AVER	%
A	Citizen Contact	8	4	2	14	4.7	2%
B	Patrol Alert	1	28	16	45	15.0	6%
C	Security Checks	118	147	237	502	167.3	70%
D	Suspicious Person/Vehicle	5	9	1	15	5.0	2%
E	Traffic Law Enforcement	29	35	5	69	23.0	10%
F	Offense/Incident Reports	2	3	1	6	2.0	1%
G	Vacation Watch	0	9	13	22	7.3	3%
H	Open Door / Window	0	0	0	0	0.0	0%
I	Assist Contract Citizen	0	0	0	0	0.0	0%
J	Welfare Check / Med.	1	1	0	2	0.7	0%
K	Traffic Initiative	0	0	3	3	1.0	0%
L	Traffic Hazard	1	0	0	1	0.3	0%
M	Animal Humane	4	1	0	5	1.7	1%
N	Alarms	1	1	0	2	0.7	0%
O	Mental Cases (171)	0	0	0	0	0.0	0%
P	Disturbance	1	1	1	3	1.0	0%
Q	Criminal Investigation	0	3	0	3	1.0	0%
R	Follow-up Investigation	6	0	0	6	2.0	1%
S	Criminal Mischief	0	0	0	0	0.0	0%
T	Burglary Residence/Vehicle	2	0	0	2	0.7	0%
U	Theft / Theft of Business	1	1	0	2	0.7	0%
V	Citizen Assaulted	0	0	0	0	0.0	0%
W	Robbery of an Individual	0	0	0	0	0.0	0%
X	Trespass Warning	0	0	0	0	0.0	0%
Y	Major/Minor Crash	0	2	0	2	0.7	0%
Z	Child Custody Disputes	0	0	0	0	0.0	0%
AA	Assist The Officer (Pct. 7)	15	0	2	17	5.7	2%
BB	Runaway Missing Persons	0	0	0	0	0.0	0%
CC	Assisted LEA	0	1	0	1	0.3	0%
DD	Solicitors	0	0	0	0	0.0	0%
EE	Meeting/Event/Ct.	0	0	0	0	0.0	0%
*	MONTH TOTALS	195	246	281	722	240.7	100%

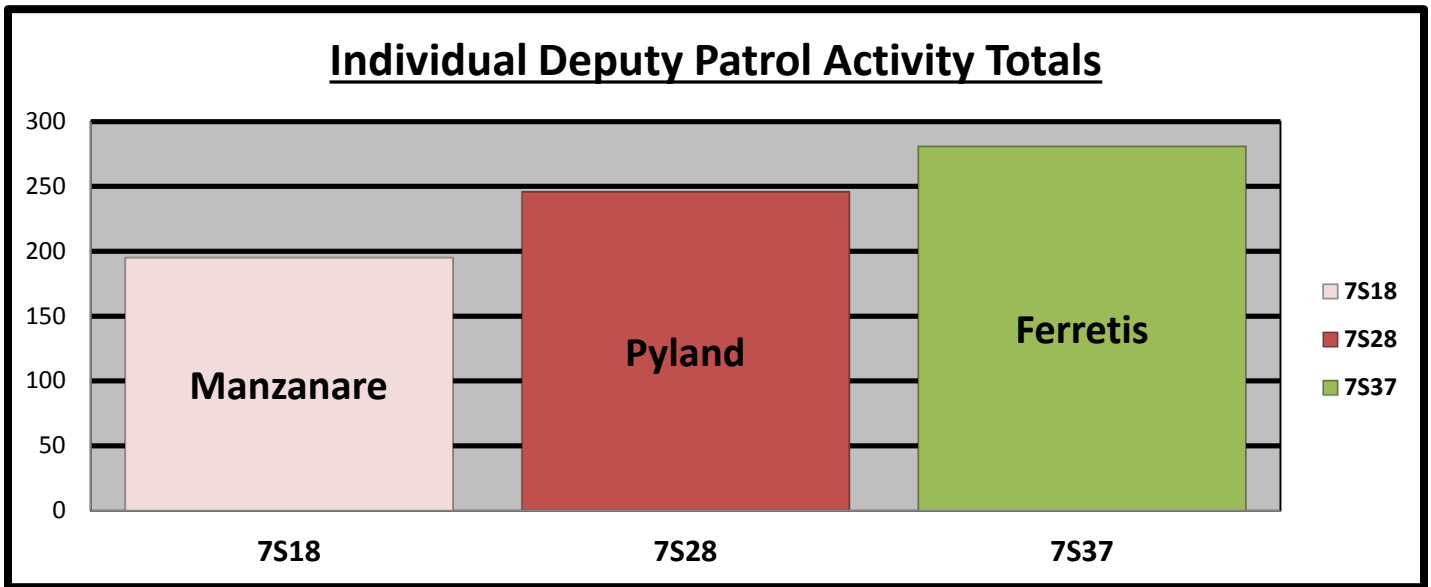
A1. Patrol Activity Percentage:

Percentage of Patrol Activity



- | | | | |
|-------------------------------|------------------------------|----------------------------------|--------------------------------|
| ■ A Citizen Contact | ■ B Patrol Alert | ■ C Security Checks | ■ D Suspicious Person/Vehicle |
| ■ E Traffic Law Enforcement | ■ F Offense/Incident Reports | ■ G Vacation Watch | ■ H Open Door / Window |
| ■ I Assist Contract Citizen | ■ J Welfare Check / Med. | ■ K Traffic Initiative | ■ L Traffic Hazard |
| ■ M Animal Humane | ■ N Alarms | ■ O Mental Cases (171) | ■ P Disturbance |
| ■ Q Criminal Investigation | ■ R Follow-up Investigation | ■ S Criminal Mischief | ■ T Burglary Residence/Vehicle |
| ■ U Theft / Theft of Business | ■ V Citizen Assaulted | ■ W Robbery of an Individual | ■ X Trespass Warning |
| ■ Y Major/Minor Crash | ■ Z Child Custody Disputes | ■ AA Assist The Officer (Pct. 7) | ■ BB Runaway Missing Persons |
| ■ CC Assisted LEA | ■ DD Solicitors | ■ EE Meeting/Event/Ct. | |

B. Patrol Activity by West Belfort Personnel:

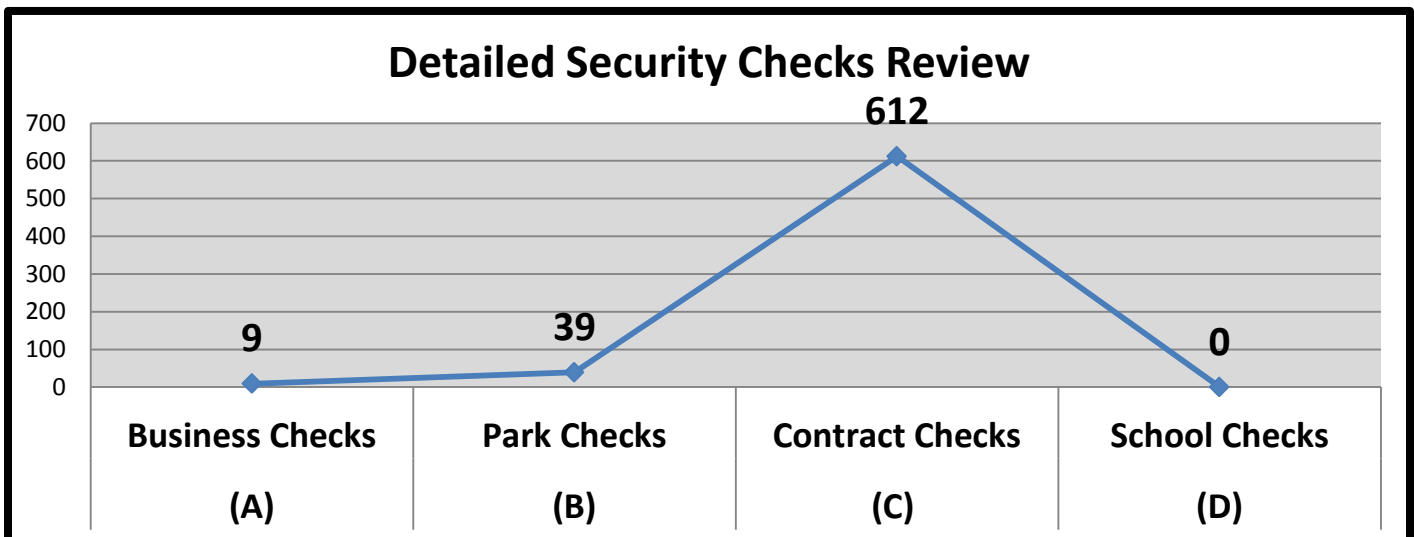


C. Security Checks Monthly Total:

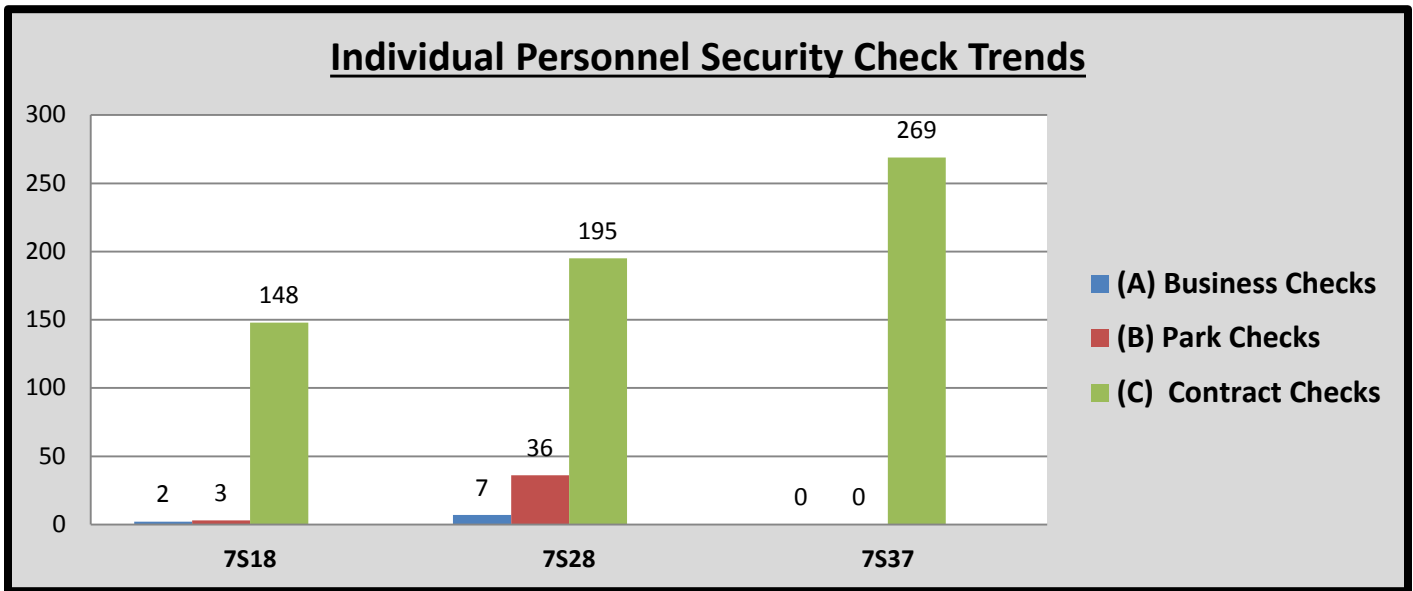
0660

*	Security Checks	7S18	7S28	7S29	TOT	AVER	%
(A)	Business Checks	2	7	0	9	3.0	1%
(B)	Park Checks	3	36	0	39	13.0	6%
(C)	Contract Checks	148	195	269	612	204.0	93%
(D)	Plaza Checks	0	0	0	0	0.0	0%
(E)	<i>Totals</i>	153	238	269	660	220.0	100%

D. Detailed Security Checks Monthly:



E. Individual Personnel Security Check Trends:



F. CIT/MHO Dispositions Monthly Total:

000

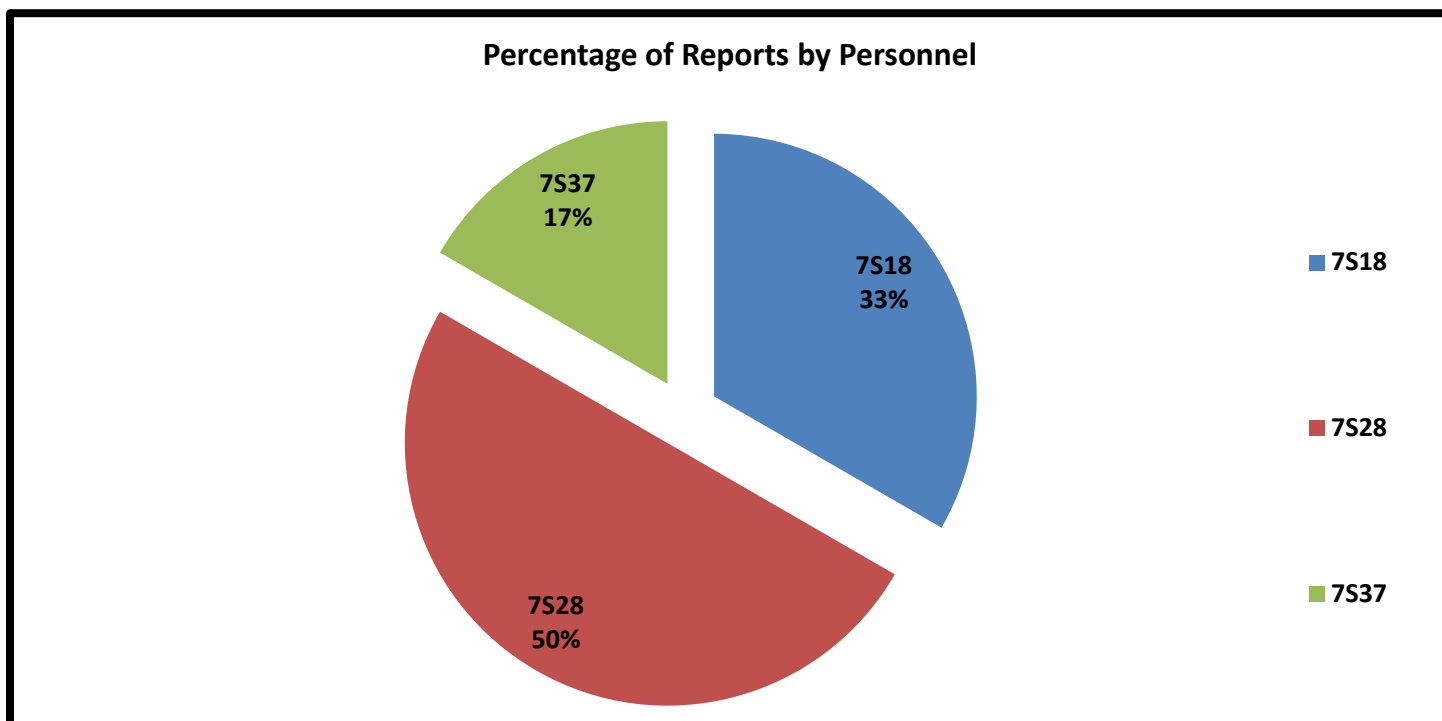
*	<i>C.I.T. Dispositions</i>	7S18	7S28	7S29	TOT	AVER	%
(A)	CIT/MHO Outside Referral	0	0	0	0	0.0	#DIV/0!
(B)	CIT/MHO Transport	0	0	0	0	0.0	#DIV/0!
(C)	CIT/MHO CIT Contact	0	0	0	0	0.0	#DIV/0!
(D)	CIT/MHO Arrest	0	0	0	0	0.0	#DIV/0!
(E)	<i>Totals</i>	0	0	0	0	0.0	#DIV/0!

G. Offense/Incident Reports Monthly Total:

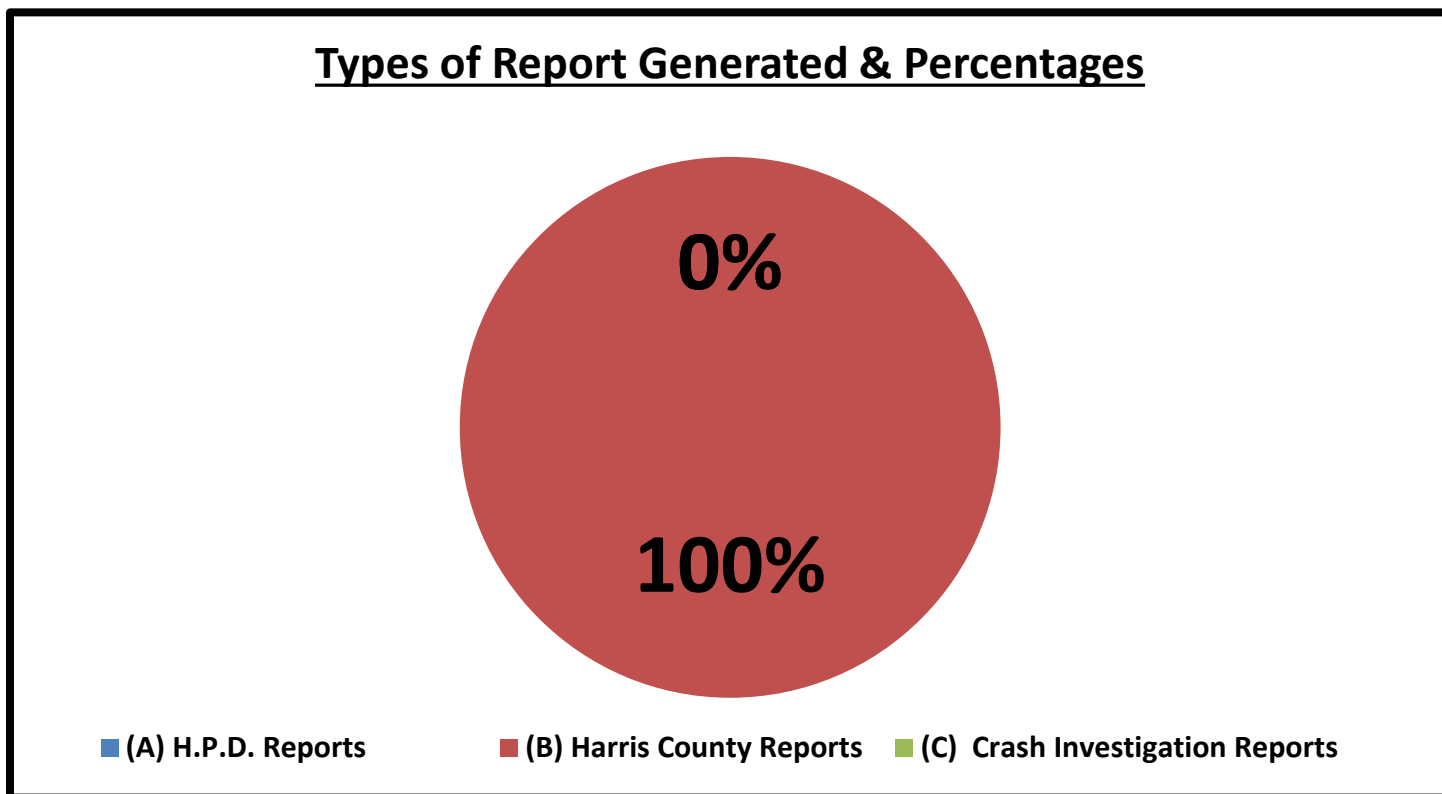
006

*	<i>Offense/Incident Reports</i>	7S18	7S28	7S29	TOT	AVER	%
(A)	H.P.D. Reports	0	0	0	0	0.0	0%
(B)	Harris County Reports	2	3	1	6	2.0	100%
(C)	Crash Investigation Reports	0	0	0	0	0.0	0%
(D)	<i>Totals</i>	2	3	1	6	2.0	100%

H. Report Generation Percentages:



I. Percentages:

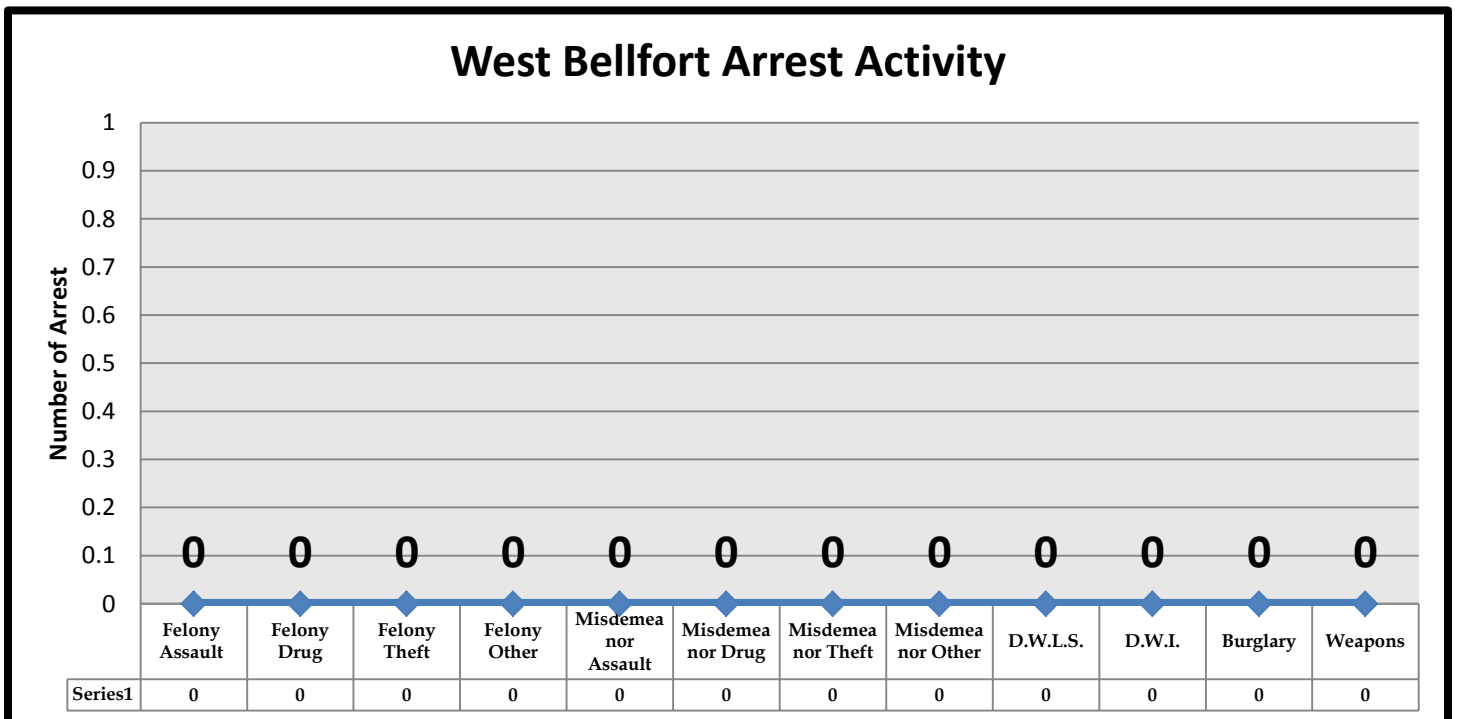


J. Types of Criminal Arrests Monthly Total:

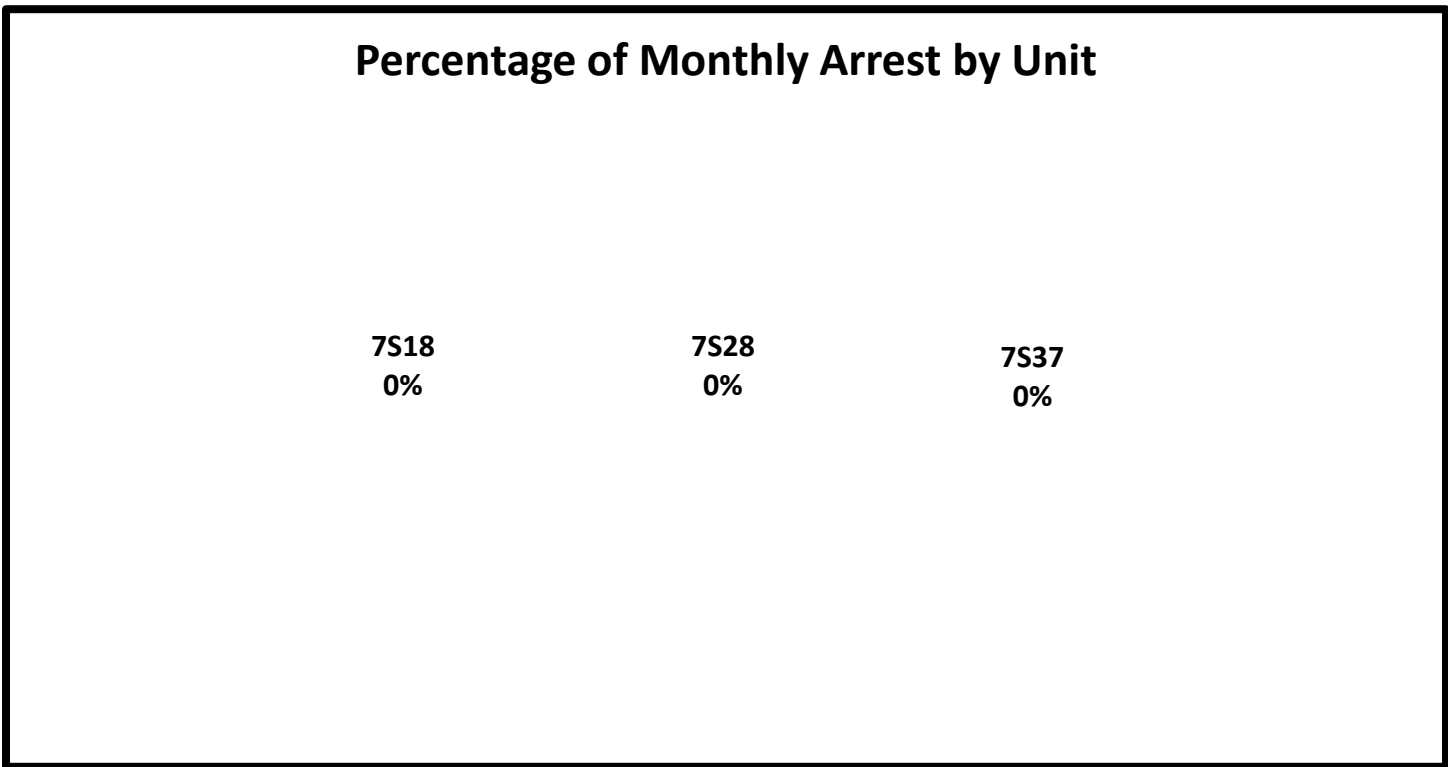
000

*	Types of Criminal Arrests	7S18	7S28	7S29	TOT	AVER	%
A	Felony Assault	0	0	0	0	0.0	#DIV/0!
B	Felony Drug	0	0	0	0	0.0	#DIV/0!
C	Felony Theft	0	0	0	0	0.0	#DIV/0!
D	Felony Other	0	0	0	0	0.0	#DIV/0!
E	Misdemeanor Assault	0	0	0	0	0.0	#DIV/0!
F	Misdemeanor Drug	0	0	0	0	0.0	#DIV/0!
G	Misdemeanor Theft	0	0	0	0	0.0	#DIV/0!
H	Misdemeanor Other	0	0	0	0	0.0	#DIV/0!
I	D.W.L.S.	0	0	0	0	0.0	#DIV/0!
J	D.W.I.	0	0	0	0	0.0	#DIV/0!
K	Burglary	0	0	0	0	0.0	#DIV/0!
L	Weapons	0	0	0	0	0.0	#DIV/0!
M	Totals	0	0	0	0	0.0	#DIV/0!

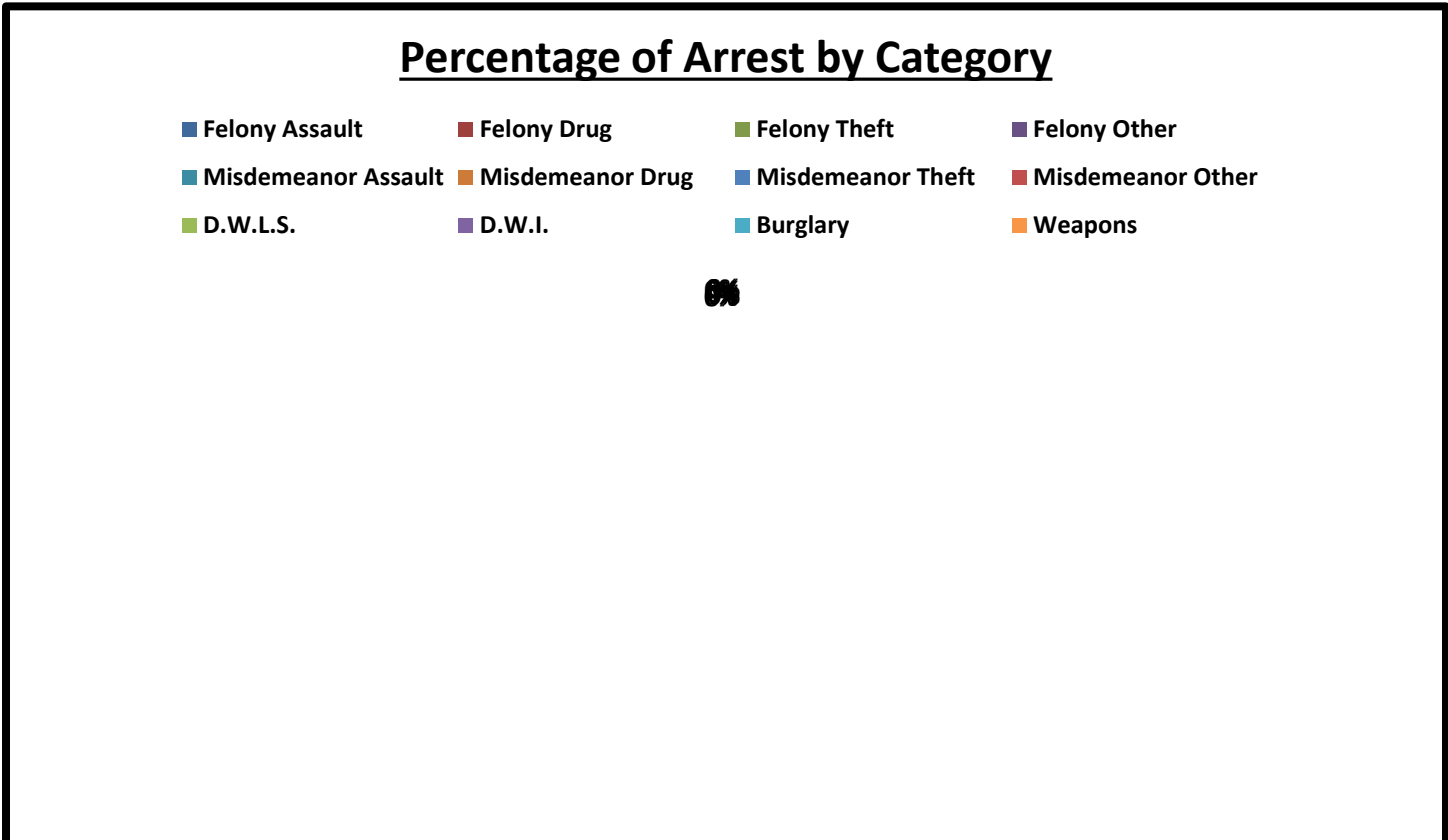
K. Types of Criminal Arrests Monthly Total:



L. Types of Criminal Arrests Percentage Total:



M. Types of Criminal Arrests Monthly Percentage Total:



N. Executed Warrant Monthly Total:

000

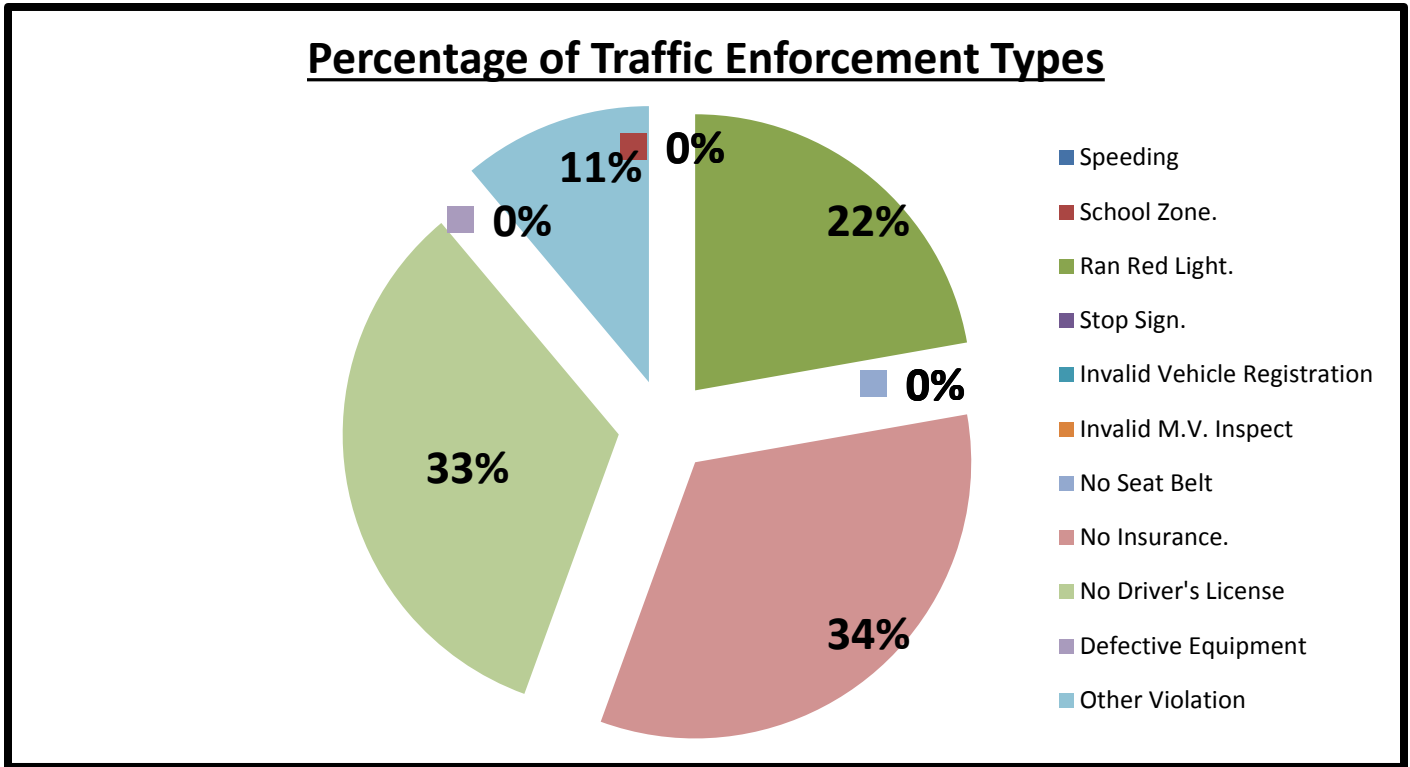
*	<i>Executed Warrants</i>	7S18	7S28	7S29	TOT	AVER	%
(A)	Felony Warrants	0	0	0	0	0.0	#DIV/0!
(B)	Misdemeanor Warrants	0	0	0	0	0.0	#DIV/0!
(C)	<i>Totals</i>	0	0	0	0	0.0	#DIV/0!

O. Traffic Law Enforcement Total:

035

*	<i>Traffic Enforcement</i>	7S18	7S28	7S29	TOT	AVER	%
A	Speeding	0	0	0	0	0.0	0%
B	School Zone.	0	0	0	0	0.0	0%
C	Ran Red Light.	1	1	0	2	0.7	22%
D	Stop Sign.	0	0	0	0	0.0	0%
E	Invalid Vehicle Registration	0	0	0	0	0.0	0%
F	Invalid M.V. Inspect	0	0	0	0	0.0	0%
G	No Seat Belt	0	0	0	0	0.0	0%
H	No Insurance.	0	3	0	3	1.0	33%
I	No Driver's License	0	3	0	3	1.0	33%
J	Defective Equipment	0	0	0	0	0.0	0%
K	Other Violation	0	1	0	1	0.3	11%
L	Written Warnings	0	0	0	0	0.0	0%
M	Verbal Warning	0	26	0	26	8.7	100%
N	Citation	1	8	0	9	3.0	26%
O	Total Violations	1	34	0	35	11.7	100%

P. Traffic Law Enforcement Total:



Q. Citations vs. Warnings Monthly Total:

035

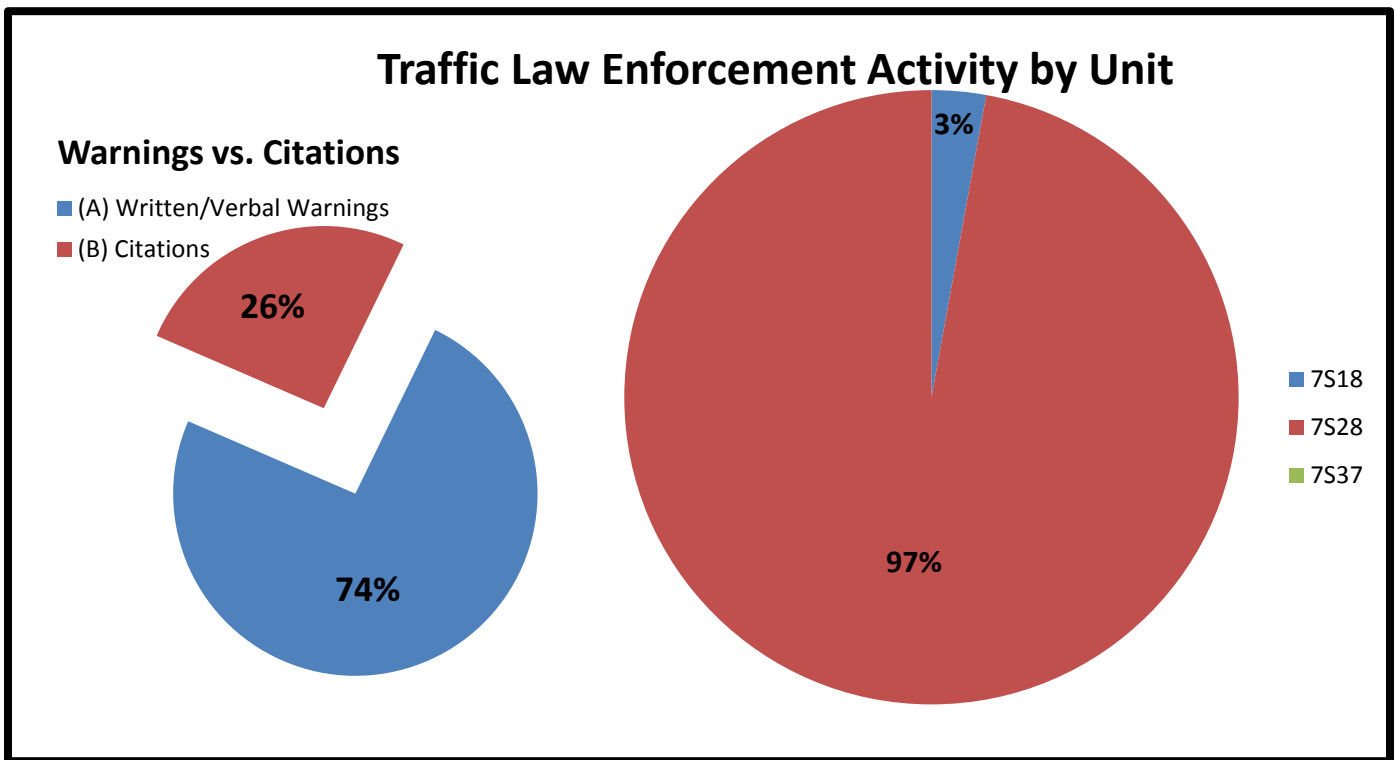
*	<i>Warnings vs. Citations</i>	7S18	7S28	7S29	TOT	AVER	%
(A)	Written/Verbal Warnings	0	26	0	26	8.7	74%
(B)	Citations	1	8	0	9	3.0	26%
(C)	<i>Totals</i>	1	34	0	35	11.7	100%

R. Sources of Calls for Service Monthly Total:

716

*	<i>Sources of Calls for Service</i>	7S18	7S28	7S29	TOT	AVER	%
(A)	On View	0	3	4	7	2.3	1%
(B)	Dispatched	7	7	3	17	5.7	2%
(C)	Self-Initiated	186	233	273	692	230.7	97%
(D)	<i>Totals</i>	193	243	280	716	238.7	100%

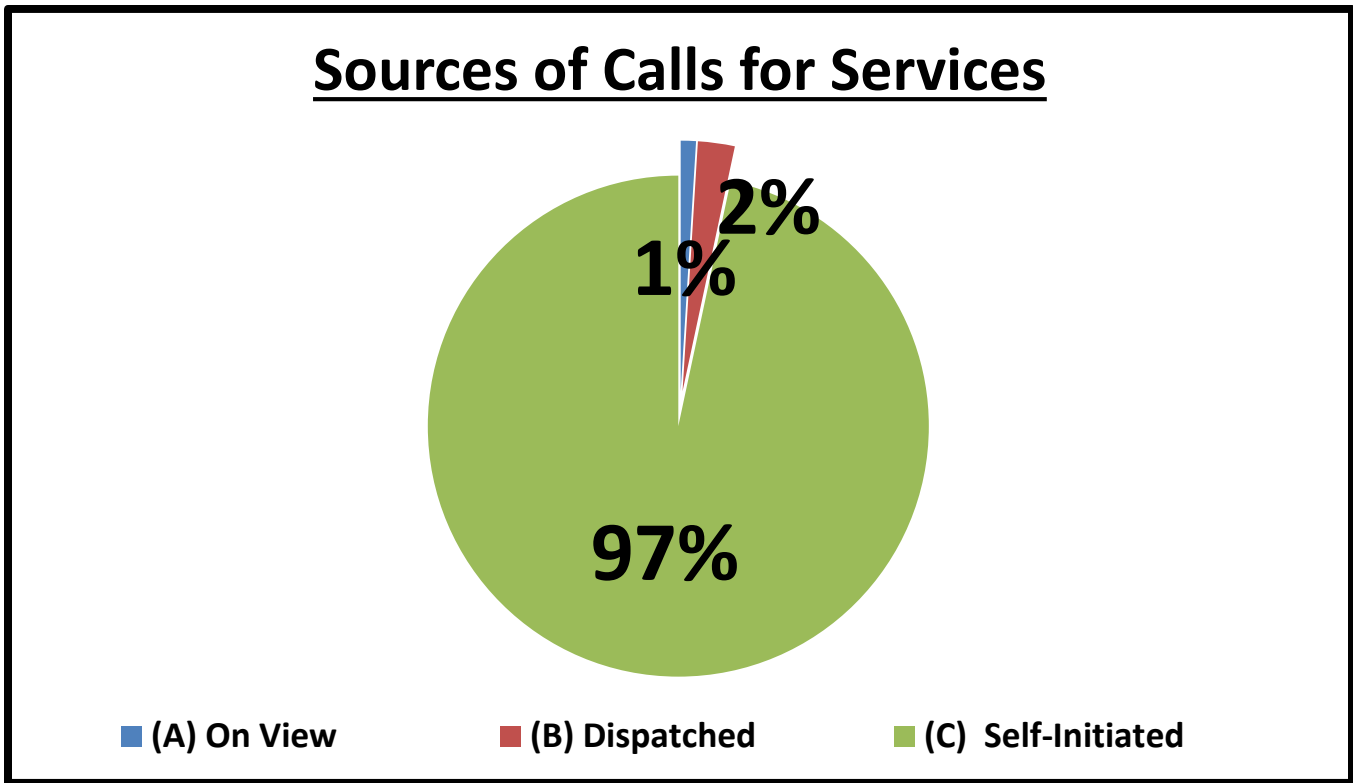
S. Traffic Law Enforcement Activity by Unit Percentages:



T. Sources of Calls for Service Percentages:

*	Sources of Calls for Service	7S18	7S28	7S29	TOT
(A)	On View	0%	1%	1%	1%
(B)	Dispatched	4%	3%	1%	2%
(C)	Self-Initiated	96%	96%	98%	97%
(D)	Totals	100%	100%	100%	100%

U. Sources of Calls for Service Percentages:



V. Free Reserve Personnel Time Utilized in Contract Monthly Total: 000

*	<i>Free Reserve Personnel Time</i>	7S18	7S28	7S29		TOT	AVER	%
(A)	<i>Totals</i>	0	0	0		0	0.0	#DIV/0!

W. Monthly Productivity Analysis Report (M.P.A.R.) - Executive Summary:

*	<i>Units</i>	7S18	7S28	7S29		TOT	AVER
1	Patrol Activity	195	246	281		722	240.7
2	Security Checks	153	238	269		660	220.0
3	C.I.T. Interactions	0	0	0		0	0.0
4	Offense/Incident Reports	2	3	1		6	2.0
*	<i>Total Service Calls</i>	350	487	551		1388	462.7
1	Criminal Arrests	0	0	0		0	0.0
2	Citations Issued	1	8	0		9	3.0
3	Written & Verbal Warnings	0	26	0		26	8.7
*	<i>Enforcement Service Calls</i>	1	34	0		35	11.7
*	<i>Total Hours</i>	160	160	160		480	160.0
1	Sick Time Used	0	0	16		16	5.3
2	Vacation Time Used	0	0	0		0	0.0
3	Training Time Used	0	0	0		0	0.0
4	Compensatory Time Used	0	8	0		8	2.7
*	<i>Hours Actually Worked</i>	160	152	144		456	152.0
*	<i>Unit Productivity Ratio</i>	2.2	3.4	3.8		3.1	3.1

X. Mileage Total:

3075

*	<i>Mileage</i>	7S18	7S28	7S29		TOT	AVER	%
(A)	<i>Totals</i>	1289	999	787		3075	1025.0	426%

Y. Patrol Alert Submission Report:

*	<i>Received</i>				<i>Subject</i>
00x	<i>Date</i>	<i>Time</i>	<i>Code</i>	<i>Location</i>	
A.					

Z. Incident Summaries:

01.	JANUARY 01, 2019	08:20 HOURS	BMV/CREDIT CARD FRAUD		DEPUTY C. MANZANARE	
	DAY SHIFT:	10900 VILLA LEA LN	WB	"M/F"	HC:	1901-00088
<p>On January 15, 2019, a Tuesday, at approximately 0820 hours, while on patrol in the "West Bellfort Contract", Deputy C. Manzanare was performing routine patrol and law enforcement services when I (Deputy C. Manzanare) got dispatched to a BMV call for service. Upon making contact with the complainant deputy discovered a Burglary had occurred with no force entry into the vehicle and, items being taken out of the vehicle. Deputy was also advised by the complainant his credit/debit cards had been used. Deputy gathered all pertinent information needed to make a report. Report Generated. The patrol activity type is "PAT=T".</p>						

02.	JANUARY 05, 2019	2200 HOURS	ALARM LOCAL		DEPUTY J. PYLAND	
	EVENING SHIFT:	7700 PORTAL DR.	WB	"N/A"	HC:	20190049495
<p>On January 5, 2019, a Saturday, at approximately 22:00 hours while on patrol in the "West Bellfort" contract, I Deputy J. Pyland unit 87S28 with the Harris County Constable Office of Precinct 7 was performing routine patrol and law enforcement services when I was dispatched to a local alarm call at a residence located on the 7700 block of Portal Dr. I spoke to the homeowner after securing the residence who advised that there was an alarm call earlier in the day that HPD responded too, and that their home was burglarized in the process. I advised the homeowner that I will conduct my own burglary investigation. The patrol activity type is "PAT=N".</p>						

03.	JANUARY 08, 2019	1620 HOURS	ABANDON VEHICLE		DEPUTY J. PYLAND	
	EVENING SHIFT:	7800 VICKIJOHN DR.	WB	"N/A"	HC:	20190076325
<p>On January 08, 2018, a Tuesday, at approximately 16:20 hours while on patrol in the "West Bellfort" contract, I Deputy J. Pyland unit 87S28 with the Harris County Constable Department of Precinct 7 was performing routine patrol and law enforcement services when I observed a vehicle that's been parked in the same spot for more than 48 hours. I placed a HCCO Pct. 7 abandon vehicle sticker on the vehicle that alerts the operator of the vehicle needing to be moved, or it would be towed. The patrol activity type is "PAT=Q".</p>						

04.	JANUARY 18, 2019	0000 HOURS	BACK UP UNIT-SUPPLEMENT		DEPUTY U. FERRETIS	
	NIGHT SHIFT:	9400 S SAM HOU PW W	WB	"N/A"	HC:	1901-00111
<p>On January 18, 2018, a Friday, at approximately 0000 hours, while on patrol in the "West Bellfort Contract", I Deputy U.I Deputy U.Ferretis unit 87S37 was dispatch to assist the Officer Deputy B. Taylor for Translation. This Supplement was conducted on a language barrier without further incident. The patrol activity type is "PAT=AA".</p>						

05.	JANUARY 18, 2019	2200 HOURS	ABANDON VEHICLE		DEPUTY J. PYLAND	
	EVENING SHIFT:	7800 BANKSIDE DR.	WB	"N/A"	HC:	20190186983
	<p>On January 18, 2018, a Friday, at approximately 22:00 hours while on patrol in the "West Bellfort" contract, I Deputy J. Pyland unit 87S28 with the Harris County Constable Department of Precinct 7 was performing routine patrol and law enforcement services when I observed a vehicle that's been parked in the same spot for more than 48 hours. I placed a HCCO Pct. 7 abandon vehicle sticker on the vehicle that alerts the operator of the vehicle needing to be moved, or it be towed. The patrol activity type is "PAT=Q".</p>					

06.	JANUARY 19, 2019	09:51 HOURS	BURGLARY OF A HABITATION		DEPUTY C. MANZANARE	
	DAY SHIFT:	10900 VILLA LEA LN	WB	"F"	HC:	1901-00120
	<p>On January 19, 2019, a Saturday, at approximately 0951 hours, while on patrol in the "West Bellfort Contract", Deputy C. Manzanare was performing routine patrol and law enforcement services when I (Deputy C. Manzanare) got dispatched to a Burglary of a Habitation call for service. Upon making contact with the complainant deputy discovered a Burglary had occurred, Deputy gathered all pertinent information needed to make a report. Report Generated. The patrol activity type is "PAT=T".</p>					

Sergeant Jon Meek

Sergeant Jon Meek

Neighborhood Patrol Division, First Line Supervisor

Harris County Constable's Office of Precinct 713-643-6602