



**MAY WALKER**, CONSTABLE  
PRECINCT SEVEN  
HARRIS COUNTY, TEXAS

MAIN OFFICE  
5300 Griggs Road  
Houston, Texas 77021  
PHONE (713) 643-6602  
FAX (713) 643-3401

**Date: February 18, 2019**

From: Sergeant Odell Haynes  
Contract Sergeant, Field Operations  
Harris County Constable's Office of Precinct "7"

To: Midtown Management District  
Public Safety Committee & Midtown Management Board of Directors

Subject: January Monthly Productivity Analysis Report  
Enclosure: **MPAR – January 2019**  
Distribution: Executive Command Staff & Board of Directors & Management Company

The purpose of this "**Monthly Productivity Analysis Report**" (M.P.A.R.) is to provide the executive command staff with the appropriate data to analyze the productivity of assigned personnel and their shifts' activities to allow for the validation of individual and divisional performance evaluations. With regard to the specific contents of the report, there are 18 distinctive component parts of this report. These components are enumerated below:

- |  |   |
|--|---|
| 01. Patrol Activity Details                | 10. Traffic Enforcement Report                |
| 02. Patrol Activity Analytical Summary     | 11. Trends & Percentages of Traffic           |
| 03. Patrol Activity Percentages & Trends   | 12. Citation & Warning Issuance Review        |
| 04. Security Checks Report                 | 13. Call for Service Report ( <i>C.F.S.</i> ) |
| 05. Security Checks Percentages & Trends   | 14. Trends & Percentages for <i>C.F.S.</i>    |
| 06. Crisis Intervention Disposition Report | 15. Overtime Report (service at no Cost)      |
| 07. Offense/Incident Generation Report     | 16. Reserve Deputy Use (at no Cost)           |
| 08. Criminal Arrest Types Report           | 17. Incident Summarization                    |
| 09. Warrant Execution Report               | 18. Hotspot Report Data Review                |

A cursory analysis of the statistical data from this report should be demonstrative of the quality of performance of this agency in realizing the contractual obligations and the overall achievement of the goals and objectives of this Agency and the Contract Division.

**1898** total miles were driven and the shift responded to **0691** total service calls and conducted **000** crash investigations. The shift issued **00** traffic citations, made **02** arrests and handled **007** enforcement service related calls.

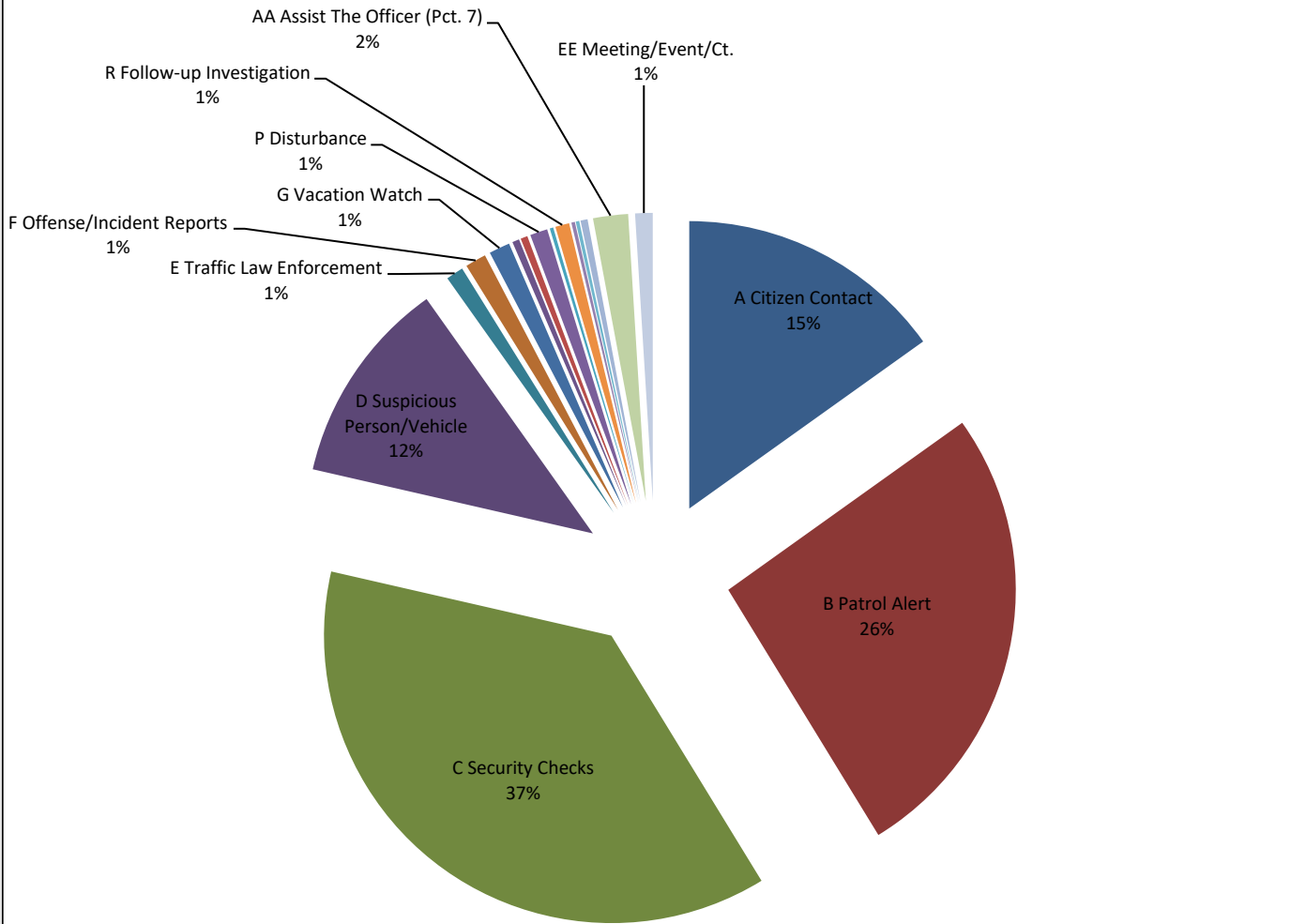
# A. Patrol Activity Monthly Total:

**0509**

| *<br>A | Patrol Activity Types       | 87S12     | 7S14       | 7S24      | 7S34       | TOT        | AVER         | %           |
|--------|-----------------------------|-----------|------------|-----------|------------|------------|--------------|-------------|
| A      | Citizen Contact             | 6         | 21         | 32        | 18         | 77         | 15.4         | 15%         |
| B      | Patrol Alert                | 2         | 26         | 0         | 105        | 133        | 26.6         | 26%         |
| C      | Security Checks             | 33        | 100        | 18        | 39         | 190        | 38.0         | 37%         |
| D      | Suspicious Person/Vehicle   | 22        | 13         | 24        | 0          | 59         | 11.8         | 12%         |
| E      | Traffic Law Enforcement     | 0         | 0          | 0         | 5          | 5          | 1.0          | 1%          |
| F      | Offense/Incident Reports    | 0         | 5          | 1         | 0          | 6          | 1.2          | 1%          |
| G      | Vacation Watch              | 0         | 0          | 0         | 6          | 6          | 1.2          | 1%          |
| H      | Open Door / Window          | 0         | 0          | 0         | 0          | 0          | 0.0          | 0%          |
| I      | Assist Contract Citizen     | 0         | 0          | 0         | 0          | 0          | 0.0          | 0%          |
| J      | Welfare Check / Med.        | 0         | 1          | 1         | 0          | 2          | 0.4          | 0%          |
| K      | Traffic Initiative          | 0         | 0          | 0         | 0          | 0          | 0.0          | 0%          |
| L      | Traffic Hazard              | 0         | 0          | 0         | 0          | 0          | 0.0          | 0%          |
| M      | Animal Humane               | 0         | 0          | 0         | 0          | 0          | 0.0          | 0%          |
| N      | Alarms                      | 0         | 1          | 1         | 0          | 2          | 0.4          | 0%          |
| O      | Mental Cases (171)          | 0         | 0          | 0         | 0          | 0          | 0.0          | 0%          |
| P      | Disturbance                 | 1         | 0          | 4         | 0          | 5          | 1.0          | 1%          |
| Q      | Criminal Investigation      | 0         | 1          | 0         | 0          | 1          | 0.2          | 0%          |
| R      | Follow-up Investigation     | 0         | 2          | 2         | 0          | 4          | 0.8          | 1%          |
| S      | Criminal Mischief           | 0         | 0          | 0         | 0          | 0          | 0.0          | 0%          |
| T      | Burglary Residence/Vehicle  | 0         | 0          | 0         | 0          | 0          | 0.0          | 0%          |
| U      | Theft / Theft of Business   | 0         | 0          | 0         | 0          | 0          | 0.0          | 0%          |
| V      | Citizen Assaulted           | 0         | 1          | 0         | 0          | 1          | 0.2          | 0%          |
| W      | Robbery of an Individual    | 0         | 1          | 0         | 0          | 1          | 0.2          | 0%          |
| X      | Trespass Warning            | 0         | 0          | 0         | 0          | 0          | 0.0          | 0%          |
| Y      | Major/Minor Crash           | 0         | 0          | 2         | 0          | 2          | 0.4          | 0%          |
| Z      | Child Custody Disputes      | 0         | 0          | 0         | 0          | 0          | 0.0          | 0%          |
| AA     | Assist The Officer (Pct. 7) | 4         | 2          | 3         | 1          | 10         | 2.0          | 2%          |
| BB     | Runaway Missing Persons     | 0         | 0          | 0         | 0          | 0          | 0.0          | 0%          |
| CC     | Assisted LEA                | 0         | 0          | 0         | 0          | 0          | 0.0          | 0%          |
| DD     | Solicitors                  | 0         | 0          | 0         | 0          | 0          | 0.0          | 0%          |
| EE     | Meeting/Event/Ct.           | 1         | 4          | 0         | 0          | 5          | 1.0          | 1%          |
|        |                             |           |            |           |            |            |              |             |
| *      | <b>MONTH TOTALS</b>         | <b>69</b> | <b>178</b> | <b>88</b> | <b>174</b> | <b>509</b> | <b>101.8</b> | <b>100%</b> |

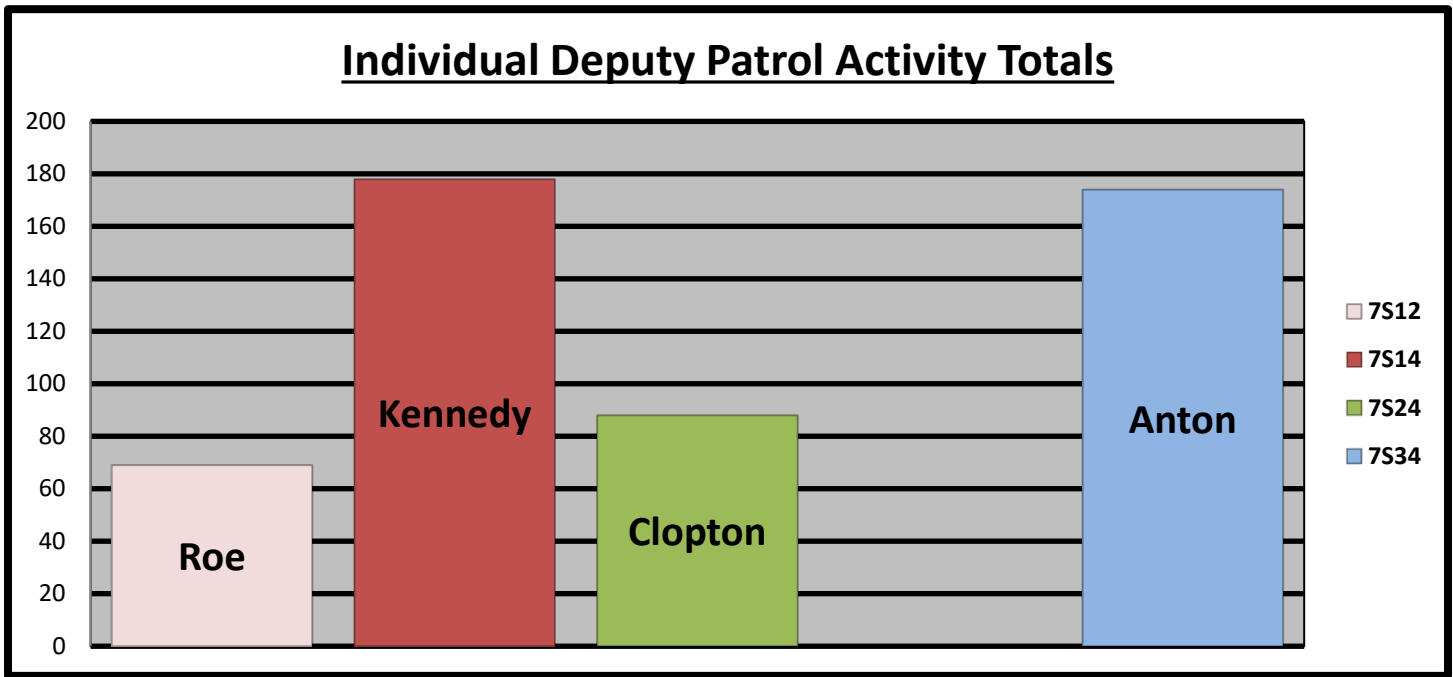
# A1. Patrol Activity Percentage:

## Percentage of Patrol Activity



- |                               |                              |                                  |                                |
|-------------------------------|------------------------------|----------------------------------|--------------------------------|
| ■ A Citizen Contact           | ■ B Patrol Alert             | ■ C Security Checks              | ■ D Suspicious Person/Vehicle  |
| ■ E Traffic Law Enforcement   | ■ F Offense/Incident Reports | ■ G Vacation Watch               | ■ H Open Door / Window         |
| ■ I Assist Contract Citizen   | ■ J Welfare Check / Med.     | ■ K Traffic Initiative           | ■ L Traffic Hazard             |
| ■ M Animal Humane             | ■ N Alarms                   | ■ O Mental Cases (171)           | ■ P Disturbance                |
| ■ Q Criminal Investigation    | ■ R Follow-up Investigation  | ■ S Criminal Mischief            | ■ T Burglary Residence/Vehicle |
| ■ U Theft / Theft of Business | ■ V Citizen Assaulted        | ■ W Robbery of an Individual     | ■ X Trespass Warning           |
| ■ Y Major/Minor Crash         | ■ Z Child Custody Disputes   | ■ AA Assist The Officer (Pct. 7) | ■ BB Runaway Missing Persons   |
| ■ CC Assisted LEA             | ■ DD Solicitors              | ■ EE Meeting/Event/Ct.           |                                |

**B. Patrol Activity by Midtown Management District Personnel:**

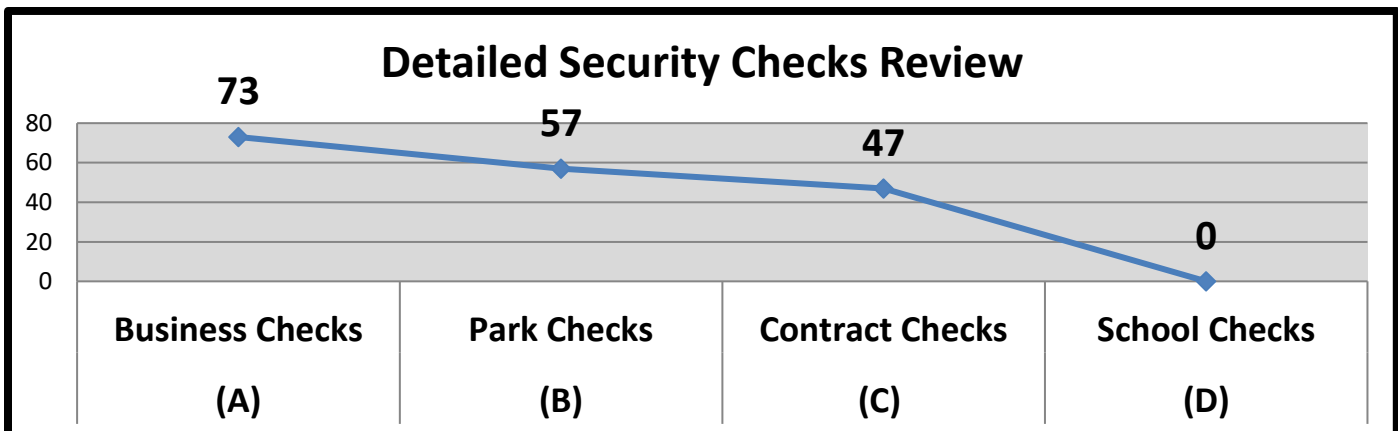


**C. Security Checks Monthly Total:**

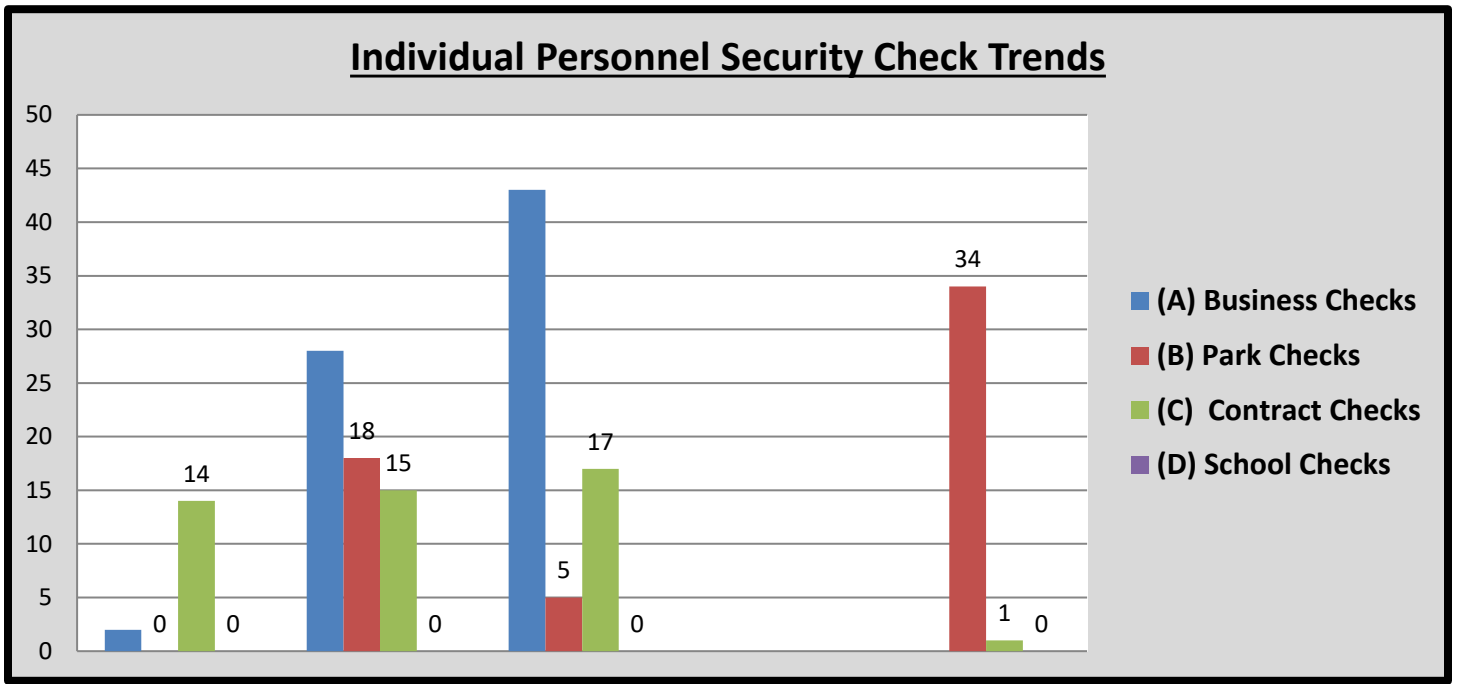
**177**

| *   | Security Checks | 7S12 | 7S14 | 7S24 | 7S34 | TOT | AVER | %    |
|-----|-----------------|------|------|------|------|-----|------|------|
| (A) | Business Checks | 2    | 28   | 43   | 0    | 73  | 14.6 | 41%  |
| (B) | Park Checks     | 0    | 18   | 5    | 34   | 57  | 11.4 | 32%  |
| (C) | Contract Checks | 14   | 15   | 17   | 1    | 47  | 9.4  | 27%  |
| (D) | School Checks   | 0    | 0    | 0    | 0    | 0   | 0.0  | 0%   |
| (E) | <i>Totals</i>   | 16   | 61   | 65   | 35   | 177 | 35.4 | 100% |

**D. Detailed Security Checks Monthly:**



**E. Individual Personnel Security Check Trends:**



**F. CIT/MHO Dispositions Monthly Total:**

**000**

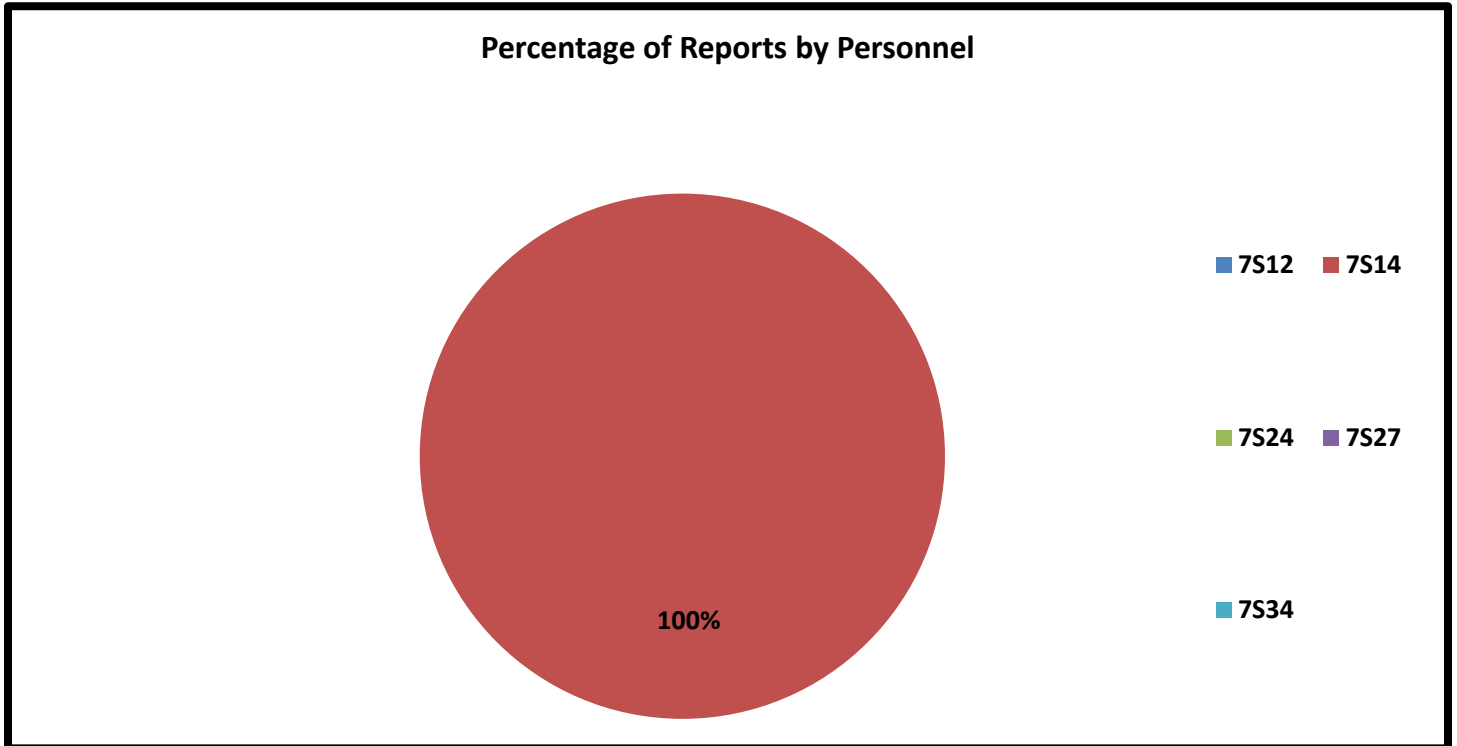
| *   | <i>C.I.T. Dispositions</i> | 87S12 | 7S14 | 7S24 | 7S34 | TOT | AVER | %       |
|-----|----------------------------|-------|------|------|------|-----|------|---------|
| (A) | CIT/MHO Outside Referral   | 0     | 0    | 0    | 0    | 0   | 0.0  | #DIV/0! |
| (B) | CIT/MHO Transport          | 0     | 0    | 0    | 0    | 0   | 0.0  | #DIV/0! |
| (C) | CIT/MHO CIT Contact        | 0     | 0    | 0    | 0    | 0   | 0.0  | #DIV/0! |
| (D) | CIT/MHO Arrest             | 0     | 0    | 0    | 0    | 0   | 0.0  | #DIV/0! |
| (E) | <i>Totals</i>              | 0     | 0    | 0    | 0    | 0   | 0.0  | #DIV/0! |

**G. Offense/Incident Reports Monthly Total:**

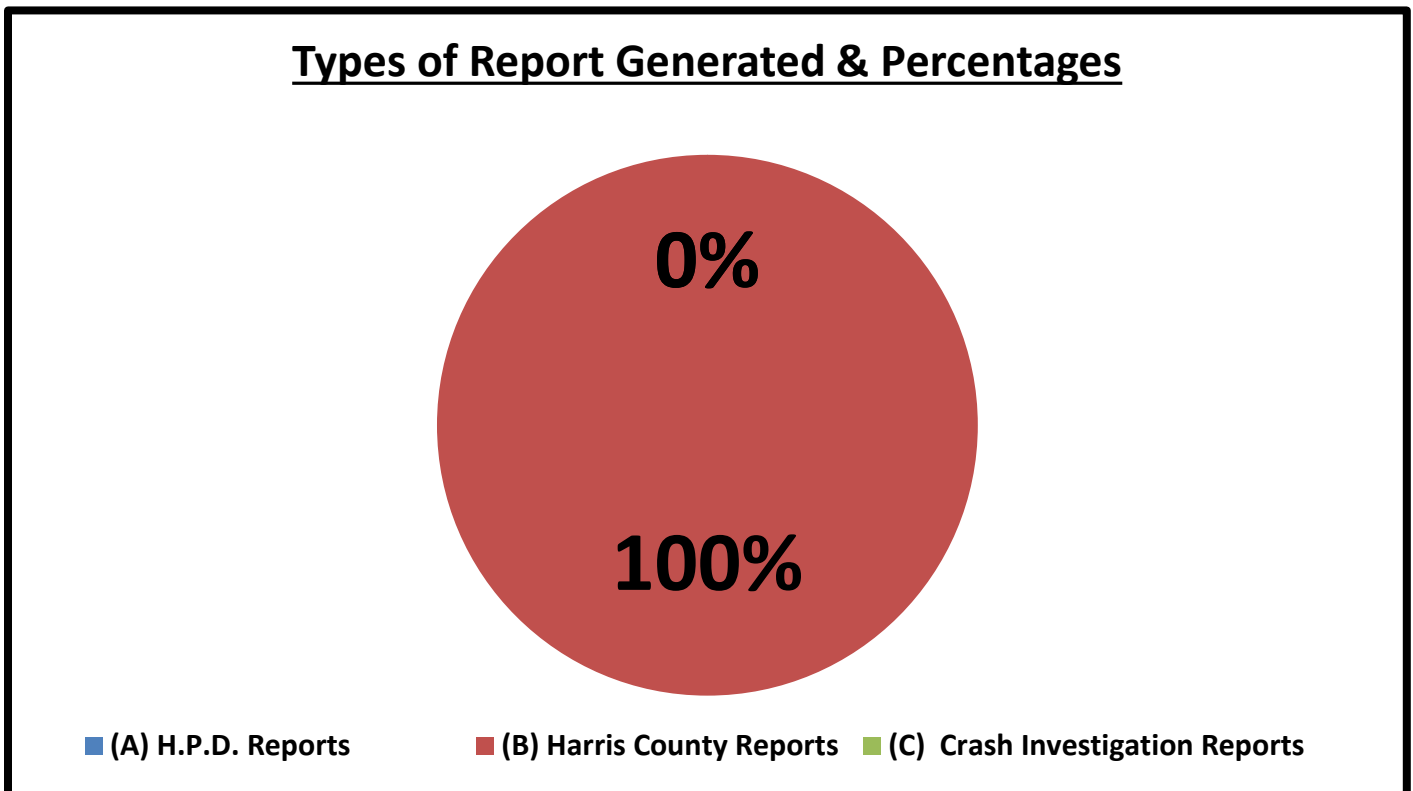
**005**

| *   | <i>Offense/Incident Reports</i> | 87S12 | 7S14 | 7S24 | 7S34 | TOT | AVER | %    |
|-----|---------------------------------|-------|------|------|------|-----|------|------|
| (A) | H.P.D. Reports                  | 0     | 0    | 0    | 0    | 0   | 0.0  | 0%   |
| (B) | Harris County Reports           | 0     | 5    | 0    | 0    | 5   | 1.0  | 100% |
| (C) | Crash Investigation Reports     | 0     | 0    | 0    | 0    | 0   | 0.0  | 0%   |
| (D) | <i>Totals</i>                   | 0     | 5    | 0    | 0    | 5   | 1.0  | 100% |

## H. Report Generation Percentages:



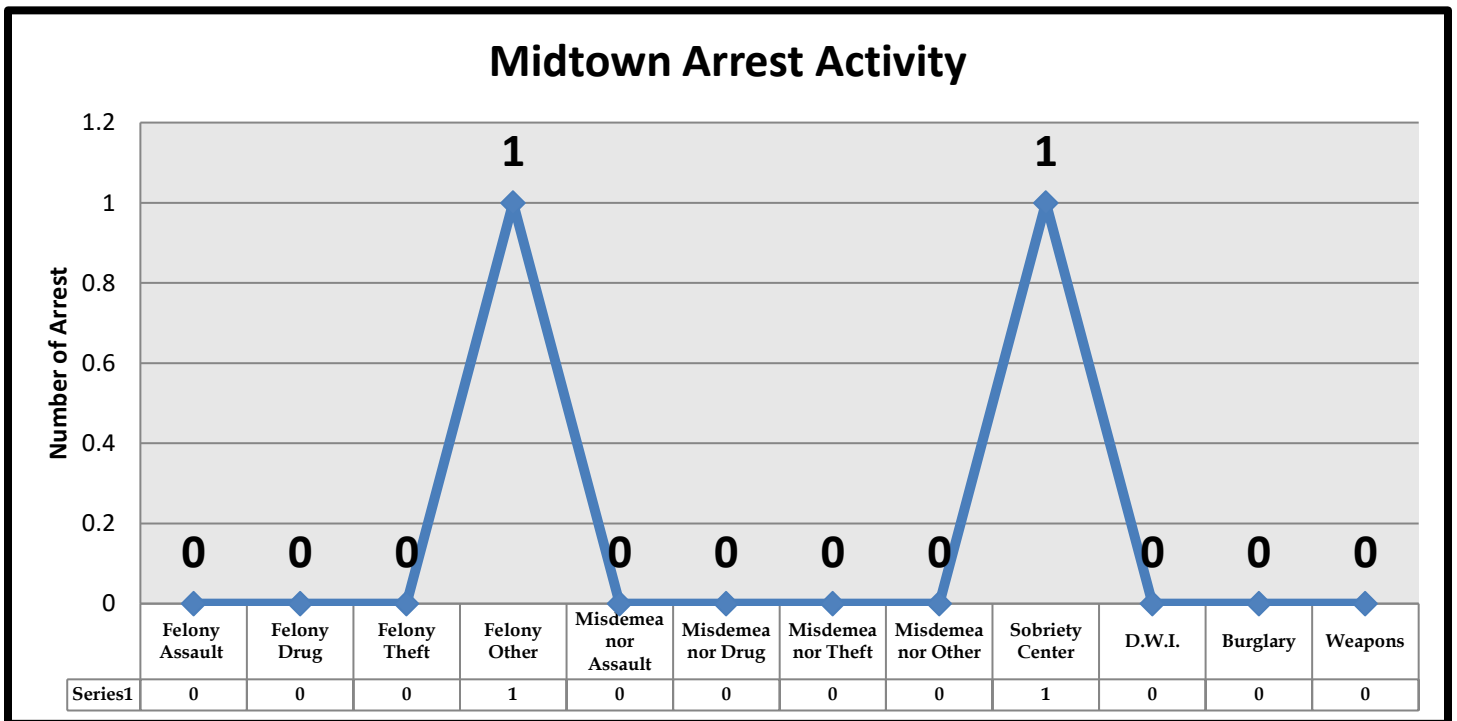
## I. Percentages:



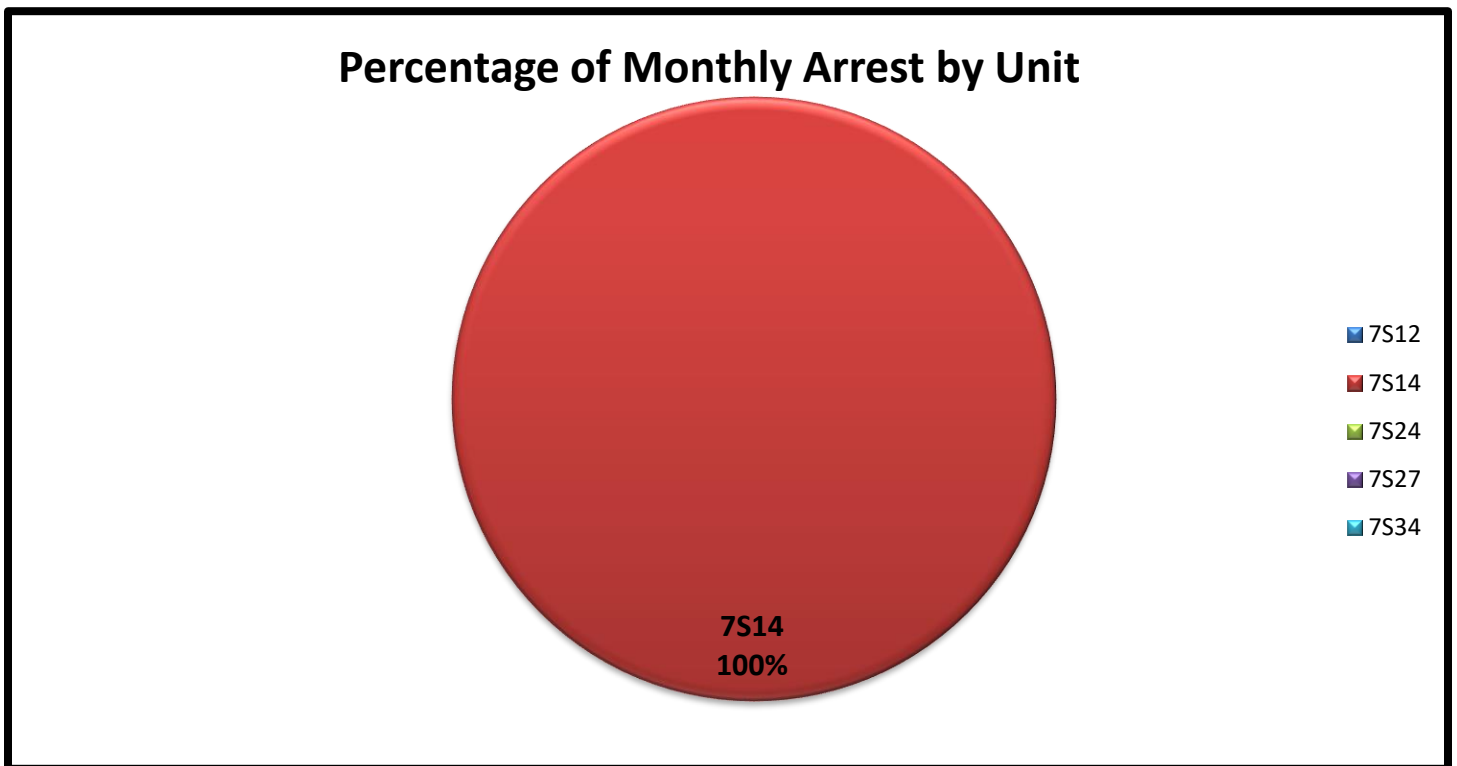
**J. Types of Criminal Arrests Monthly Total:**

| * | Types of Criminal Arrests | 87S12 | 7S14 | 7S24 | 7S34 | TOT | AVER | %    |
|---|---------------------------|-------|------|------|------|-----|------|------|
| A | Felony Assault            | 0     | 0    | 0    | 0    | 0   | 0.0  | 0%   |
| B | Felony Drug               | 0     | 0    | 0    | 0    | 0   | 0.0  | 0%   |
| C | Felony Theft              | 0     | 0    | 0    | 0    | 0   | 0.0  | 0%   |
| D | Felony Other              | 0     | 1    | 0    | 0    | 1   | 0.2  | 50%  |
| E | Misdemeanor Assault       | 0     | 0    | 0    | 0    | 0   | 0.0  | 0%   |
| F | Misdemeanor Drug          | 0     | 0    | 0    | 0    | 0   | 0.0  | 0%   |
| G | Misdemeanor Theft         | 0     | 0    | 0    | 0    | 0   | 0.0  | 0%   |
| H | Misdemeanor Other         | 0     | 0    | 0    | 0    | 0   | 0.0  | 0%   |
| I | Sobriety Center           | 0     | 1    | 0    | 0    | 1   | 0.2  | 50%  |
| J | D.W.I.                    | 0     | 0    | 0    | 0    | 0   | 0.0  | 0%   |
| K | Burglary                  | 0     | 0    | 0    | 0    | 0   | 0.0  | 0%   |
| L | Weapons                   | 0     | 0    | 0    | 0    | 0   | 0.0  | 0%   |
| M | <i>Totals</i>             | 0     | 2    | 0    | 0    | 2   | 0.4  | 100% |

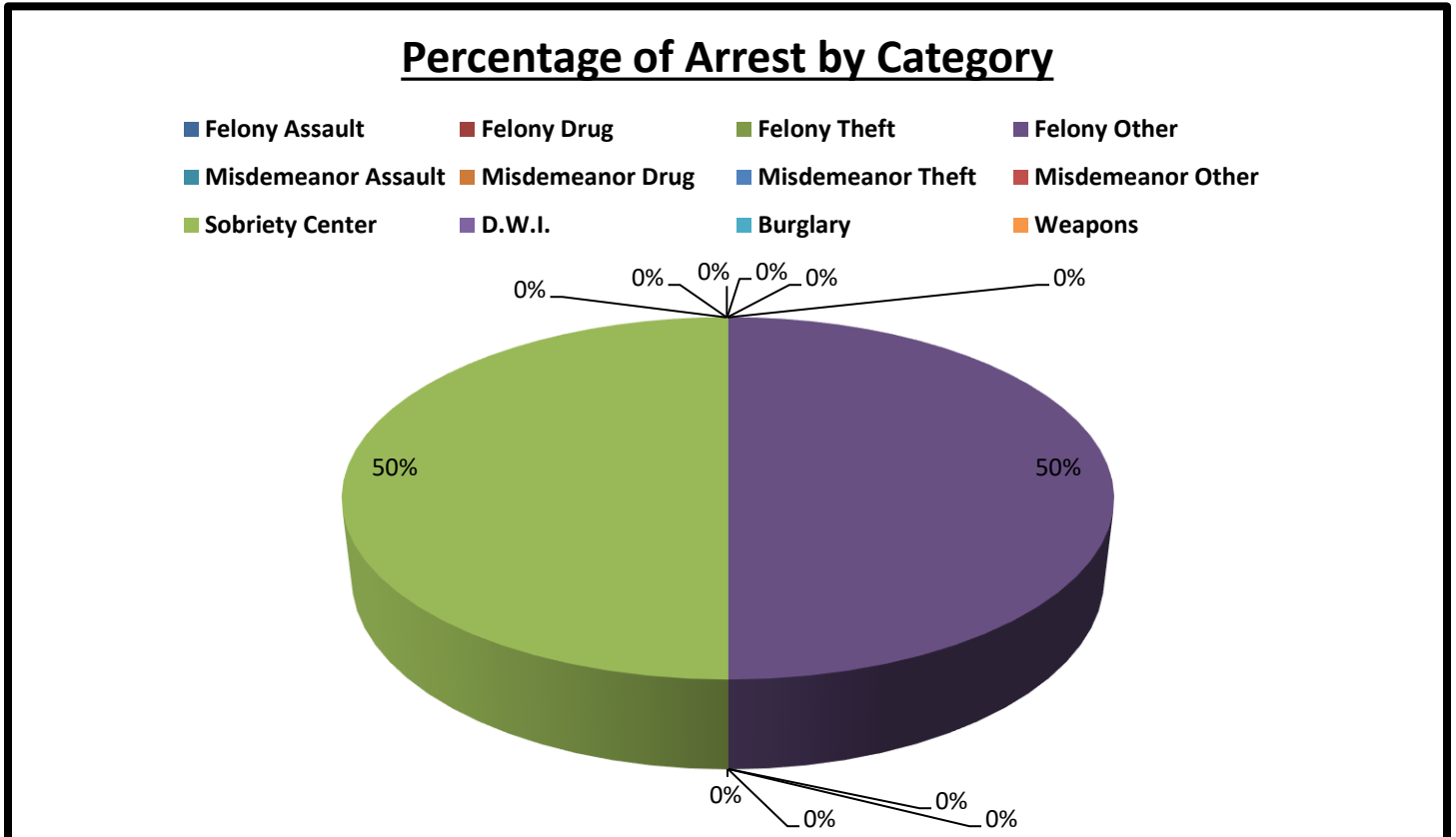
**K. Types of Criminal Arrests Monthly Total:**



## L. Types of Criminal Arrests Monthly Total:



## M. Types of Criminal Arrests Monthly Total:





## N. Executed Warrant Monthly Total:

000

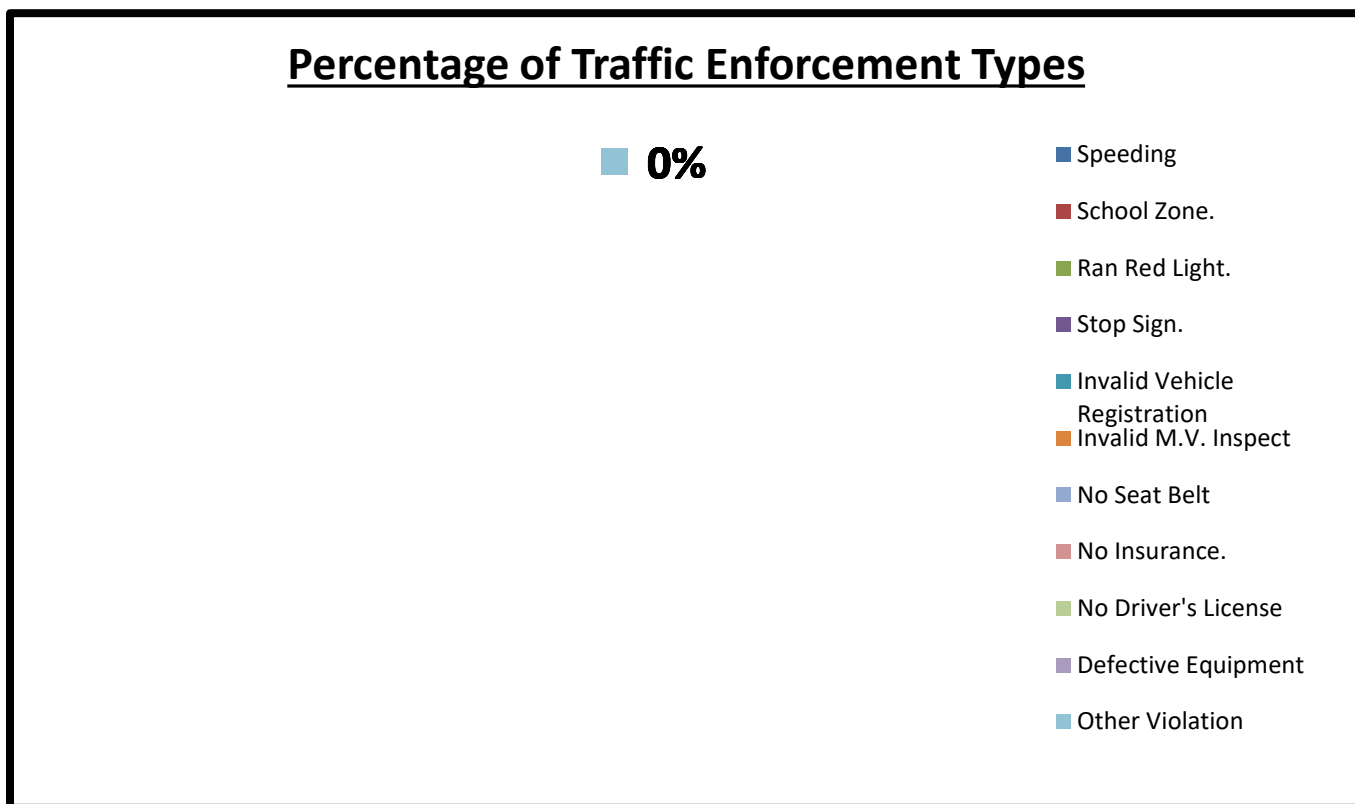
| *   | Executed Warrants    | 87S12 | 7S14 | 7S24 | 7S34 |  | TOT | AVER | %       |
|-----|----------------------|-------|------|------|------|--|-----|------|---------|
| (A) | Felony Warrants      | 0     | 0    | 0    | 0    |  | 0   | 0.0  | #DIV/0! |
| (B) | Misdemeanor Warrants | 0     | 0    | 0    | 0    |  | 0   | 0.0  | #DIV/0! |
|     |                      |       |      |      |      |  |     |      |         |
| (C) | Totals               | 0     | 0    | 0    | 0    |  | 0   | 0.0  | #DIV/0! |

## O. Traffic Law Enforcement Total:

005

| * | Traffic Enforcement          | 7S12 | 7S14 | 7S24 | 7S34 |  | TOT | AVER | %       |
|---|------------------------------|------|------|------|------|--|-----|------|---------|
| A | Speeding                     | 0    | 0    | 0    | 0    |  | 0   | 0.0  | #DIV/0! |
| B | School Zone.                 | 0    | 0    | 0    | 0    |  | 0   | 0.0  | #DIV/0! |
| C | Ran Red Light.               | 0    | 0    | 0    | 0    |  | 0   | 0.0  | #DIV/0! |
| D | Stop Sign.                   | 0    | 0    | 0    | 0    |  | 0   | 0.0  | #DIV/0! |
| E | Invalid Vehicle Registration | 0    | 0    | 0    | 0    |  | 0   | 0.0  | #DIV/0! |
| F | Invalid M.V. Inspect         | 0    | 0    | 0    | 0    |  | 0   | 0.0  | #DIV/0! |
| G | No Seat Belt                 | 0    | 0    | 0    | 0    |  | 0   | 0.0  | #DIV/0! |
| H | No Insurance.                | 0    | 0    | 0    | 0    |  | 0   | 0.0  | #DIV/0! |
| I | No Driver's License          | 0    | 0    | 0    | 0    |  | 0   | 0.0  | #DIV/0! |
| J | Defective Equipment          | 0    | 0    | 0    | 0    |  | 0   | 0.0  | #DIV/0! |
| K | Other Violation              | 0    | 0    | 0    | 0    |  | 0   | 0.0  | #DIV/0! |
|   |                              |      |      |      |      |  |     |      |         |
| L | Written Warnings             | 0    | 0    | 0    | 0    |  | 0   | 0.0  | 0%      |
| M | Verbal Warning               | 0    | 0    | 0    | 5    |  | 5   | 1.0  | 100%    |
|   |                              |      |      |      |      |  |     |      |         |
| N | Citation                     | 0    | 0    | 0    | 0    |  | 0   | 0.0  | 0%      |
|   |                              |      |      |      |      |  |     |      |         |
| O | Total Violations             | 0    | 0    | 0    | 5    |  | 5   | 1.0  | 100%    |

**P. Traffic Law Enforcement Total:**



**Q. Citations vs. Warnings Monthly Total:**

**0005**

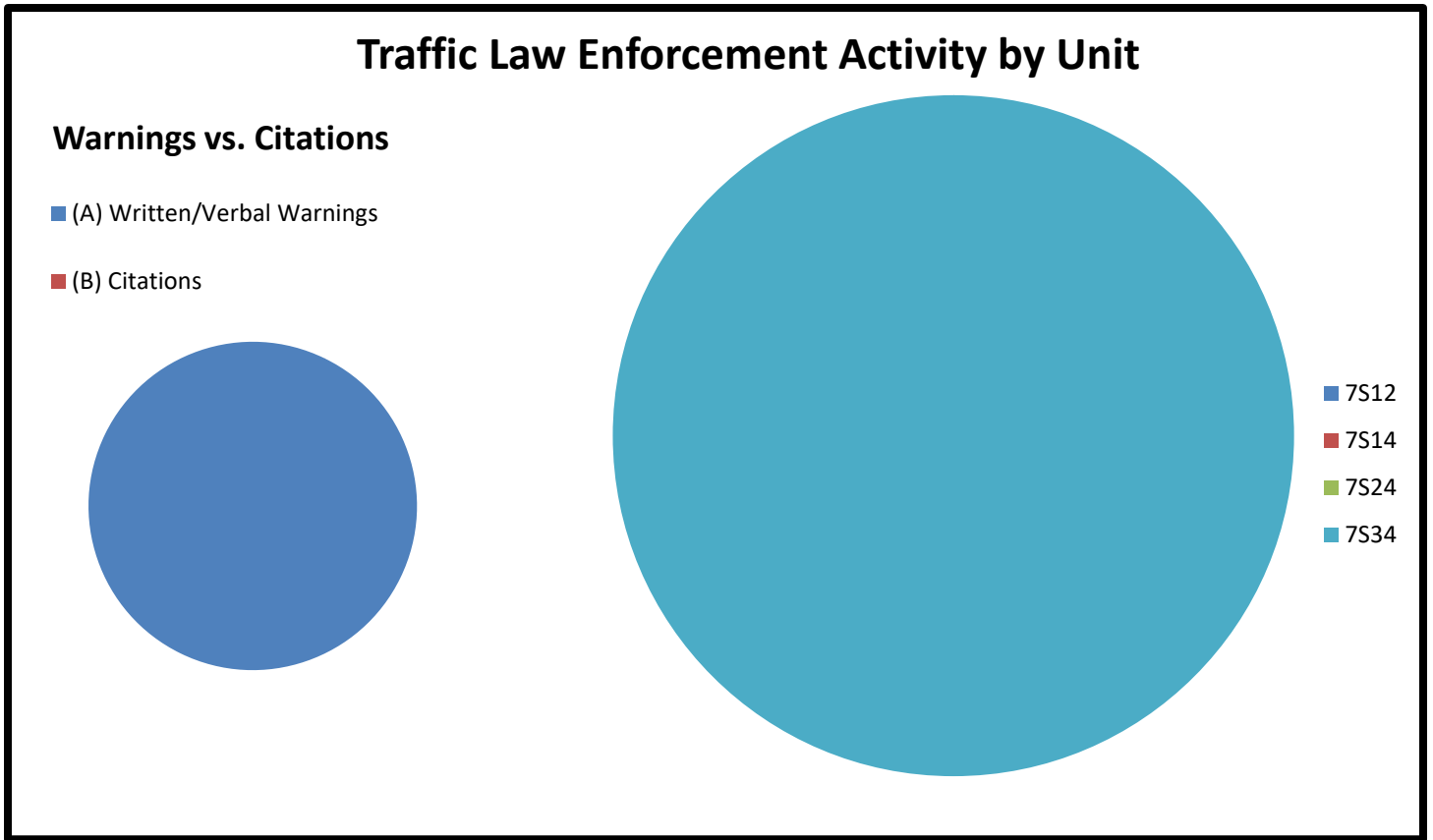
| *   | <i>Warnings vs. Citations</i> | 7S12 | 7S14 | 7S24 | 7S34 |  | TOT | AVER | %    |
|-----|-------------------------------|------|------|------|------|--|-----|------|------|
| (A) | Written/Verbal Warnings       | 0    | 0    | 0    | 5    |  | 5   | 1.0  | 100% |
| (B) | Citations                     | 0    | 0    | 0    | 0    |  | 0   | 0.0  | 0%   |
|     |                               |      |      |      |      |  |     |      |      |
| (C) | <i>Totals</i>                 | 0    | 0    | 0    | 5    |  | 5   | 1.0  | 100% |

**R. Sources of Calls for Service Monthly Total:**

**0505**

| *   | <i>Sources of Calls for Service</i> | 7S12 | 7S14 | 7S24 | 7S34 |  | TOT | AVER  | %    |
|-----|-------------------------------------|------|------|------|------|--|-----|-------|------|
| (A) | On View                             | 0    | 159  | 7    | 0    |  | 166 | 33.2  | 33%  |
| (B) | Dispatched                          | 11   | 14   | 17   | 1    |  | 43  | 8.6   | 9%   |
| (C) | Self-Initiated                      | 58   | 1    | 64   | 173  |  | 296 | 59.2  | 59%  |
|     |                                     |      |      |      |      |  |     |       |      |
| (D) | <i>Totals</i>                       | 69   | 174  | 88   | 174  |  | 505 | 101.0 | 100% |

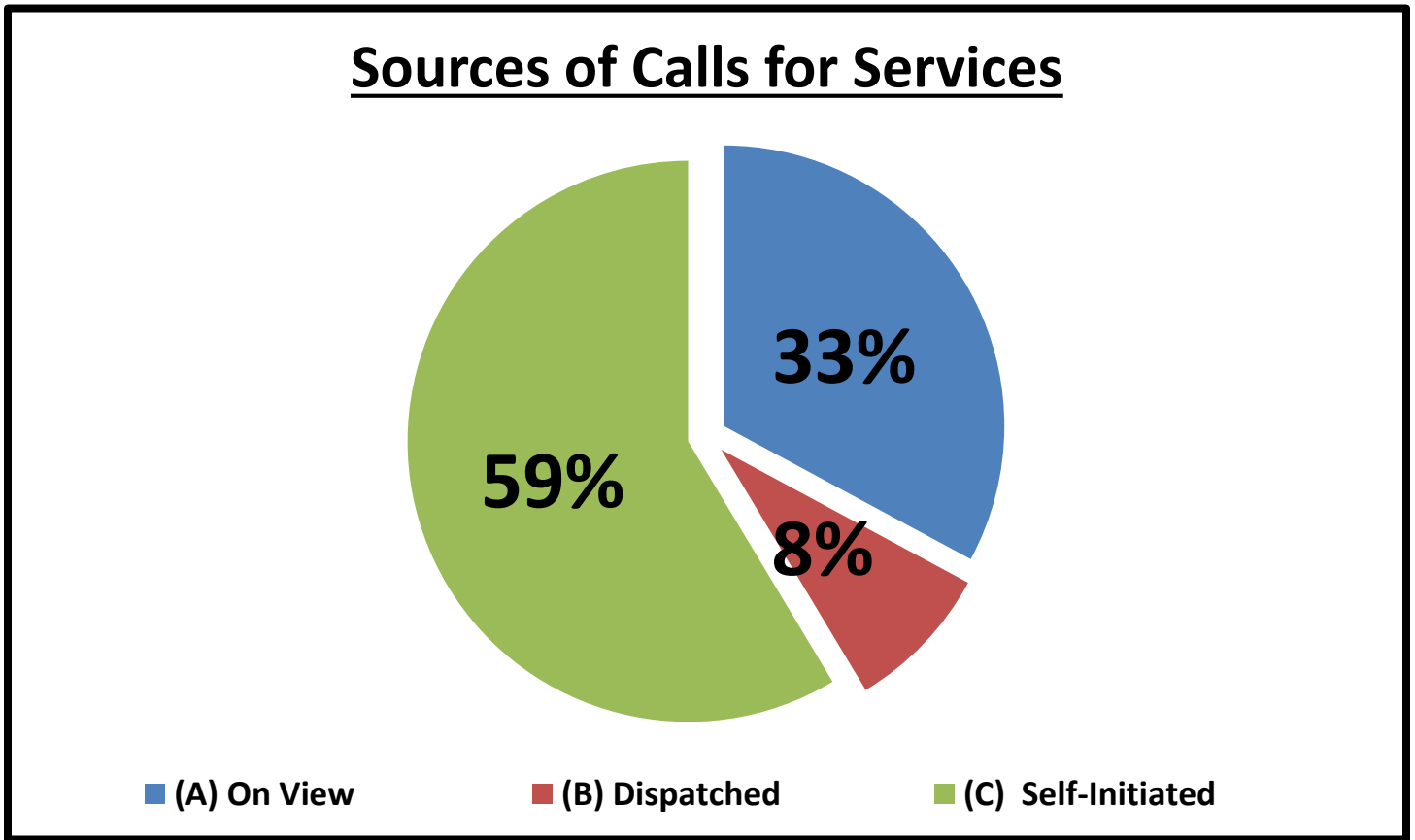
**S. Traffic Law Enforcement Activity Percentages:**



**T. Sources of Calls for Service Percentages:**

| *   | <i>Sources of Calls for Service</i> | 87S12 | 7S14 | 7S24 | 7S34 | TOT  | AVER |
|-----|-------------------------------------|-------|------|------|------|------|------|
| (A) | On View                             | 0%    | 91%  | 8%   | 0%   | 33%  | N/A  |
| (B) | Dispatched                          | 16%   | 8%   | 19%  | 1%   | 9%   | N/A  |
| (C) | Self-Initiated                      | 84%   | 1%   | 73%  | 99%  | 59%  | N/A  |
|     |                                     |       |      |      |      |      |      |
| (D) | <i>Totals</i>                       | 100%  | 100% | 100% | 100% | 100% | N/A  |

**U. Sources of Calls for Service Percentages:**



**V. Free Reserve Personnel Time Utilized in Contract Monthly Total: 000**

| *   | Free Reserve Personnel Time | 87S12 | 7S14 | 7S24 | 7S34 |  | TOT | AVER | %       |
|-----|-----------------------------|-------|------|------|------|--|-----|------|---------|
| (A) | Totals                      | 0     | 0    | 0    | 0    |  | 0   | 0.0  | #DIV/0! |

**W. Mileage Total: 1898**

| *   | Mileage | 87S12 | 7S14 | 7S24 | 7S34 |  | TOT  | AVER  | %    |
|-----|---------|-------|------|------|------|--|------|-------|------|
| (A) | Totals  | 317   | 511  | 445  | 625  |  | 1898 | 379.6 | 373% |

## X. Incident Summaries:

|   |                         |                         |                            |              |                          |                    |
|---|-------------------------|-------------------------|----------------------------|--------------|--------------------------|--------------------|
| 01.   | <b>JANUARY 05, 2019</b> | <b>1500 HOURS</b>       | <b>THEFT OF A BICYCLE</b>  |              | <b>DEPUTY T. KENNEDY</b> |                    |
|   | <b>DAY SHIFT:</b>       | <b>2200 SMITH ST</b>    | <b>MIDTOWN</b>             | <b>“N/A”</b> | <b>HC:</b>               | <b>1901-00026</b>  |
| <p>On 5 January 2019, a <b>Saturday</b>, at approximately 1513 hours, while on patrol in the “Midtown Contract”, I was dispatched to 2222 Smith St. in regard to a theft of a bicycle. There were no suspects in this case. Deputy did a theft report. The patrol activity type is “<b>PAT=D</b>”.</p>  |                         |                         |                            |              |                          |                    |
| 02.   | <b>JANUARY 06, 2019</b> | <b>1600 HOURS</b>       | <b>PUBLIC INTOXICATION</b> |              | <b>DEPUTY T. KENNEDY</b> |                    |
|   | <b>DAY SHIFT:</b>       | <b>4200 SAN JACINTO</b> | <b>MIDTOWN</b>             | <b>“N/A”</b> | <b>HC:</b>               | <b>1901-00032</b>  |
| <p>On 6 January 2019, a <b>Friday</b>, at approximately 1645 hours, while on patrol in the “Midtown Contract”, I was dispatched to 4200 San Jacinto St. in regard to a Hispanic male being publicly intoxicated. The said person and his belongings were then transported to 150 N Chenevert St without incident. The patrol activity type is “<b>PAT=D</b>”.</p>                                   |                         |                         |                            |              |                          |                    |
| 03.   | <b>JANUARY 18, 2019</b> | <b>1300 HOURS</b>       | <b>ROBBERY</b>             |              | <b>DEPUTY T. KENNEDY</b> |                    |
|   | <b>DAY SHIFT:</b>       | <b>4200 SAN JACINTO</b> | <b>MIDTOWN</b>             | <b>“N/A”</b> | <b>HC:</b>               | <b>1901-05750</b>  |
| <p>On 18 January 2019, a, at approximately 1356 hours, while on patrol in the “Midtown Contract”, I was dispatched to 4200 San Jacinto St. in regards to a Robbery. The said Person and their belongings were transported to 1701 Commerce St without incident. The patrol activity type is “<b>PAT=D</b>”.</p>   |                         |                         |                            |              |                          |                    |
| 04.   | <b>JANUARY 25, 2019</b> | <b>1600 HOURS</b>       | <b>TERRORISTIC THREAT</b>  |              | <b>DEPUTY T. KENNEDY</b> |                    |
|   | <b>DAY SHIFT:</b>       | <b>200 GRAY ST</b>      | <b>MIDTOWN</b>             | <b>“N/A”</b> | <b>HC:</b>               | <b>1901-00159</b>  |
| <p>On 25 January 2019, a <b>Friday</b>, at approximately 1628 hours, while on patrol in the “Midtown Contract”, I was dispatched to 302 Gray St. in regards to a W/F being threatened by one of her past associates via Facebook messenger. A Harris County Incident Report was generated, and the complainant was given a copy of the case number. The patrol activity type is “<b>PAT=D</b>”.</p> |                         |                         |                            |              |                          |                    |
| 05.   | <b>JANUARY 27, 2019</b> | <b>1100 HOURS</b>       | <b>ASSAULT</b>             |              | <b>DEPUTY T. KENNEDY</b> |                    |
|   | <b>DAY SHIFT:</b>       | <b>2300 LOUISIANA</b>   | <b>MIDTOWN</b>             | <b>“N/A”</b> | <b>HC:</b>               | <b>1901-010072</b> |
| <p>On 27 January 2019, a <b>Sunday</b>, at approximately 1105 hours, while on patrol in the “Midtown Contract”, I was dispatched to 2301 Louisiana St. in regard to an assault that happened 30 mins prior. A Harris County Incident Report was generated, and the complainant was given a copy of the case number. The patrol activity type is “<b>PAT=D</b>”.</p>                                 |                         |                         |                            |              |                          |                    |

## Sergeant Odell Haynes

Sergeant Odell Haynes  
 Contract Sergeant, Field Operations  
 Harris County Constable’s Office of Precinct “7”  
 713-643-6602 OR 832-788-1013