



MAY WALKER, CONSTABLE
PRECINCT SEVEN
HARRIS COUNTY, TEXAS

MAIN OFFICE
5300 Griggs Road
Houston, Texas 77021
PHONE (713) 643-6602
FAX (713) 643-3401

Date: February 18, 2020

From: Sergeant Jon Meek
Neighborhood Patrol Division, First Line Supervisor
Harris County Constable's Office of Precinct "7"

To: Property Owners Association
Board of Directors & Management Company

Subject: January Monthly Productivity Analysis Report
Enclosure: **MPAR – January 2020**
Distribution: Executive Command Staff & Board of Directors & Management Company

The purpose of this "**Monthly Productivity Analysis Report**" (M.P.A.R.) is to provide the executive command staff with the appropriate data to analyze the productivity of assigned personnel and their shifts' activities to allow for the validation of individual and divisional performance evaluations. With regard to the specific contents of the report, there are 18 distinctive component parts of this report. These components are enumerated below:

- | | |
|--|---|
| 01. Patrol Activity Details | 10. Traffic Enforcement Report |
| 02. Patrol Activity Analytical Summary | 11. Trends & Percentages of Traffic |
| 03. Patrol Activity Percentages & Trends | 12. Citation & Warning Issuance Review |
| 04. Security Checks Report | 13. Call for Service Report (<i>C.F.S.</i>) |
| 05. Security Checks Percentages & Trends | 14. Trends & Percentages for <i>C.F.S.</i> |
| 06. Crisis Intervention Disposition Report | 15. Overtime Report (service at no Cost) |
| 07. Offense/Incident Generation Report | 16. Reserve Deputy Use (at no Cost) |
| 08. Criminal Arrest Types Report | 17. Incident Summarization |
| 09. Warrant Execution Report | 18. Hotspot Report Data Review |

A cursory analysis of the statistical data from this report should be demonstrative of the quality of performance of this agency in realizing the contractual obligations and the overall achievement of the goals and objectives of this Agency and the Contract Division.

6106 total miles were driven and the shift responded to **2588** total service calls and conducted **006** crash investigations. The shift issued **003** traffic citations, made **006** arrests and handled **058** enforcement service-related calls.

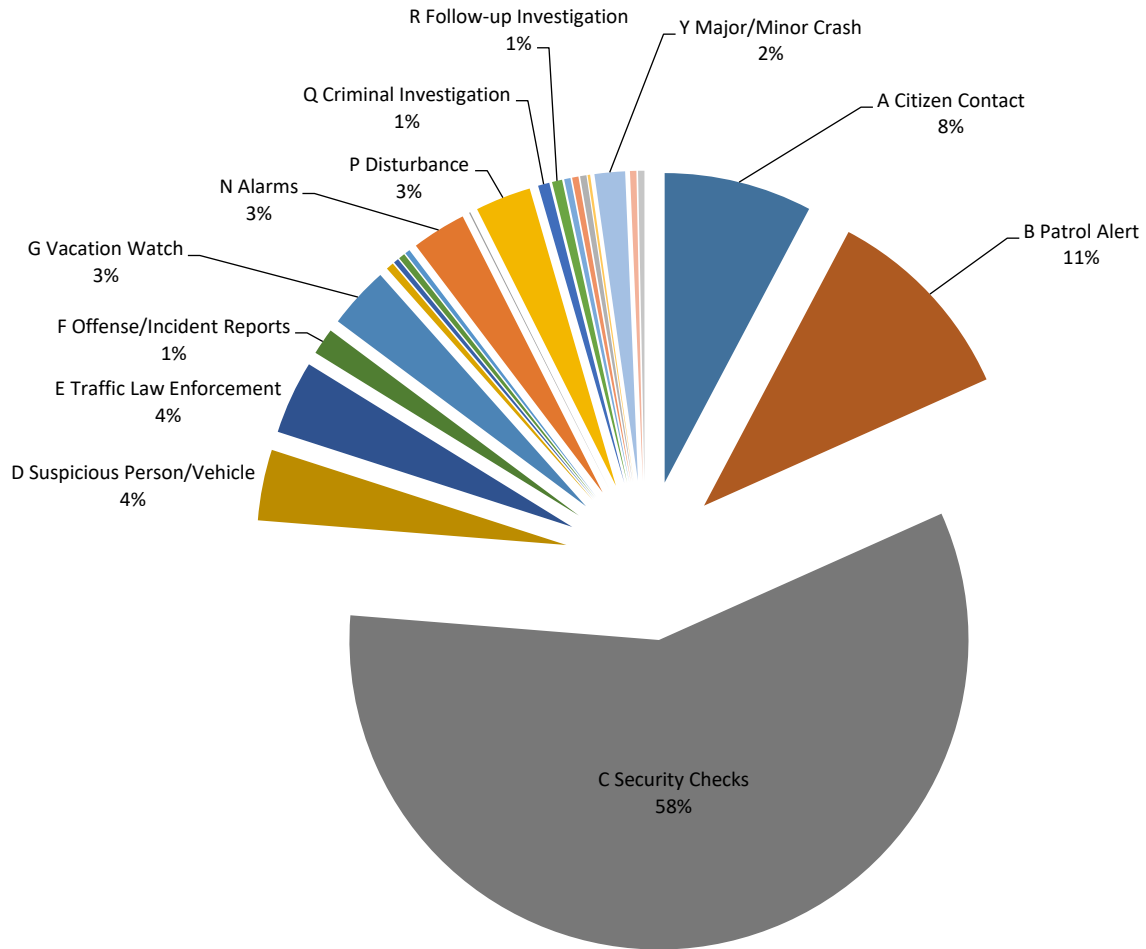
A. Patrol Activity Monthly Total:

1513

* <i>Patrol Activity Types</i>	7S11	7S15	7S19	7S21	7S31	7S33	TOT	AVER	%
A Citizen Contact	61	29	3	8	15	1	117	23.4	8%
B Patrol Alert	0	7	0	31	54	68	160	32.0	11%
C Security Checks	45	186	114	108	159	265	877	175.4	58%
D Suspicious Person/Vehicle	24	3	15	3	3	8	56	11.2	4%
E Traffic Law Enforcement	1	6	4	8	1	38	58	11.6	4%
F Offense/Incident Reports	3	5	1	10	1	1	21	4.2	1%
G Vacation Watch	0	7	0	7	15	20	49	9.8	3%
H Open Door / Window	0	0	0	0	0	0	0	0.0	0%
I Assist Contract Citizen	0	0	0	0	0	0	0	0.0	0%
J Welfare Check / Med.	1	2	2	0	0	1	6	1.2	0%
K Traffic Initiative	0	1	0	1	0	2	4	0.8	0%
L Traffic Hazard	3	0	0	0	0	2	5	1.0	0%
M Animal Humane	1	1	0	2	0	0	4	0.8	0%
N Alarms	9	7	6	11	4	6	43	8.6	3%
O Mental Cases (171)	1	0	0	0	0	0	1	0.2	0%
P Disturbance	2	4	9	15	8	6	44	8.8	3%
Q Criminal Investigation	1	0	3	3	2	0	9	1.8	1%
R Follow-up Investigation	6	0	0	0	0	2	8	1.6	1%
S Criminal Mischief	1	1	0	2	0	1	5	1.0	0%
T Burglary Residence/Vehicle	1	2	0	2	0	0	5	1.0	0%
U Theft / Theft of Business	0	1	0	4	0	0	5	1.0	0%
V Citizen Assaulted	0	0	0	2	0	0	2	0.4	0%
W Robbery of an Individual	0	0	0	0	0	0	0	0.0	0%
X Trespass Warning	0	0	0	0	0	0	0	0.0	0%
Y Major/Minor Crash	4	6	5	7	2	0	24	4.8	2%
Z Child Custody Disputes	0	0	0	5	0	0	5	1.0	0%
AA Assist The Officer (Pct. 7)	0	1	2	0	0	2	5	1.0	0%
BB Runaway Missing Persons	0	0	0	0	0	0	0	0.0	0%
CC Assisted LEA	0	0	0	0	0	0	0	0.0	0%
DD Solicitors	0	0	0	0	0	0	0	0.0	0%
EE Meeting/Event/Ct.	0	0	0	0	0	0	0	0.0	0%
* <i>MONTH TOTALS</i>	164	269	164	229	264	423	1513	302.6	100%

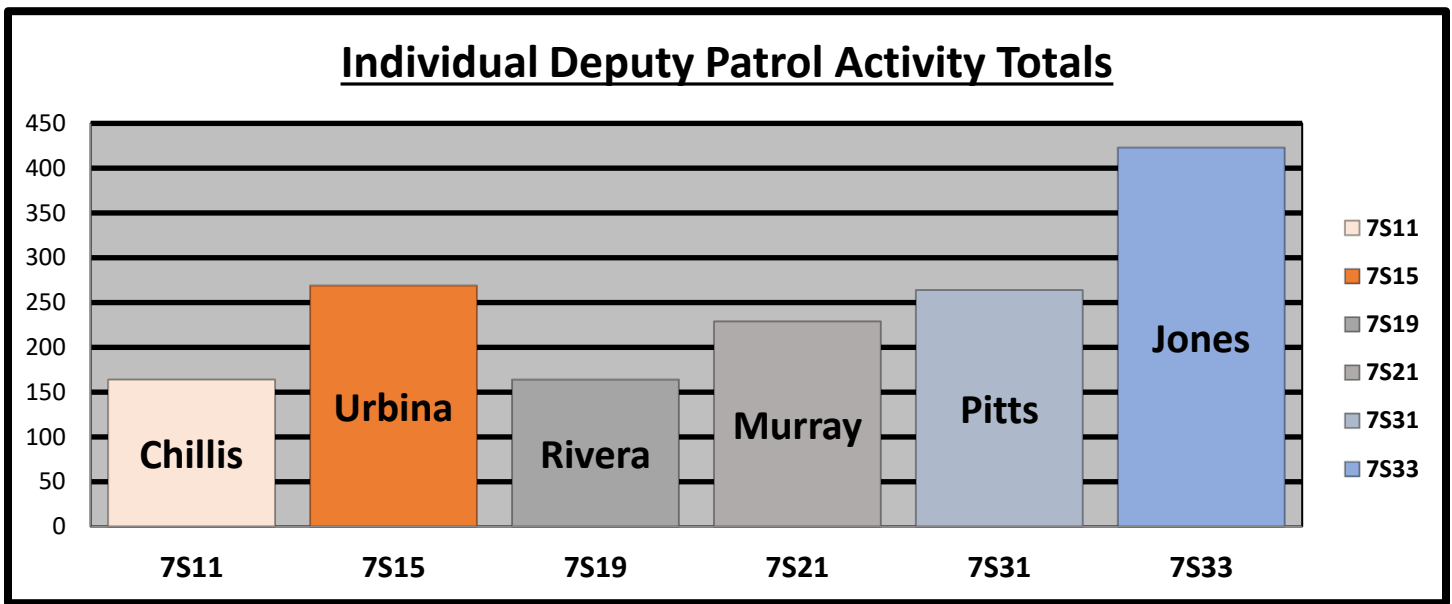
A1. Patrol Activity Percentage:

Percentage of Patrol Activity



- | | | | |
|-------------------------------|------------------------------|----------------------------------|--------------------------------|
| ■ A Citizen Contact | ■ B Patrol Alert | ■ C Security Checks | ■ D Suspicious Person/Vehicle |
| ■ E Traffic Law Enforcement | ■ F Offense/Incident Reports | ■ G Vacation Watch | ■ H Open Door / Window |
| ■ I Assist Contract Citizen | ■ J Welfare Check / Med. | ■ K Traffic Initiative | ■ L Traffic Hazard |
| ■ M Animal Humane | ■ N Alarms | ■ O Mental Cases (171) | ■ P Disturbance |
| ■ Q Criminal Investigation | ■ R Follow-up Investigation | ■ S Criminal Mischief | ■ T Burglary Residence/Vehicle |
| ■ U Theft / Theft of Business | ■ V Citizen Assaulted | ■ W Robbery of an Individual | ■ X Trespass Warning |
| ■ Y Major/Minor Crash | ■ Z Child Custody Disputes | ■ AA Assist The Officer (Pct. 7) | ■ BB Runaway Missing Persons |
| ■ CC Assisted LEA | ■ DD Solicitors | ■ EE Meeting/Event/Ct. | |

B. Patrol Activity by MUD District 89 Personnel:

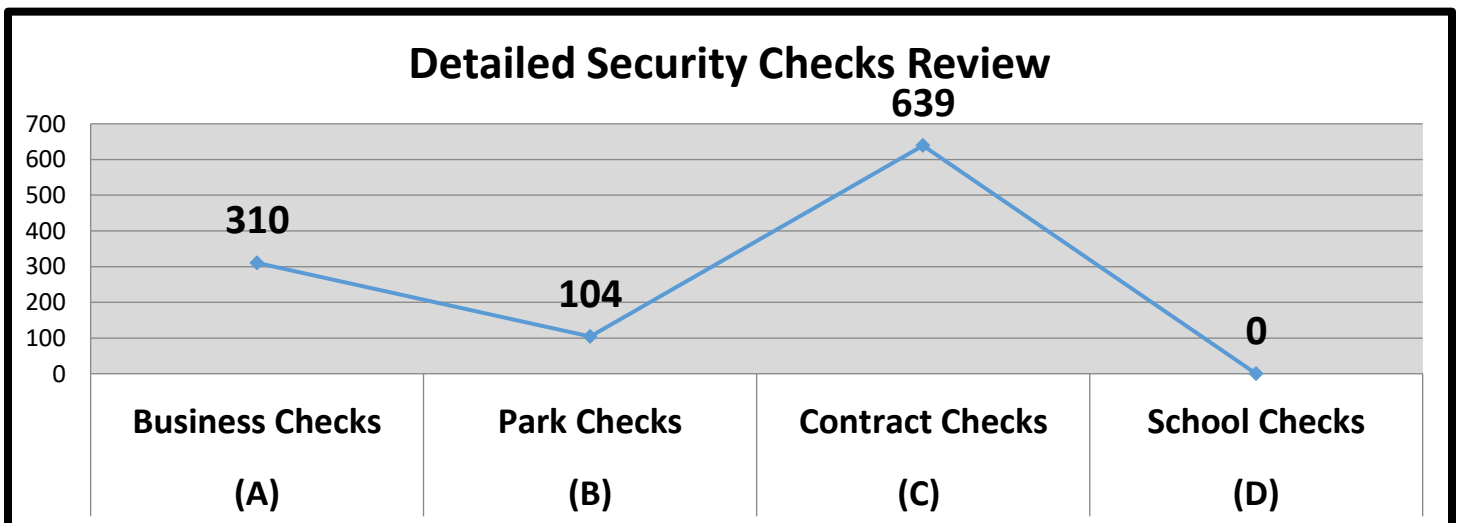


C. Security Checks Monthly Total:

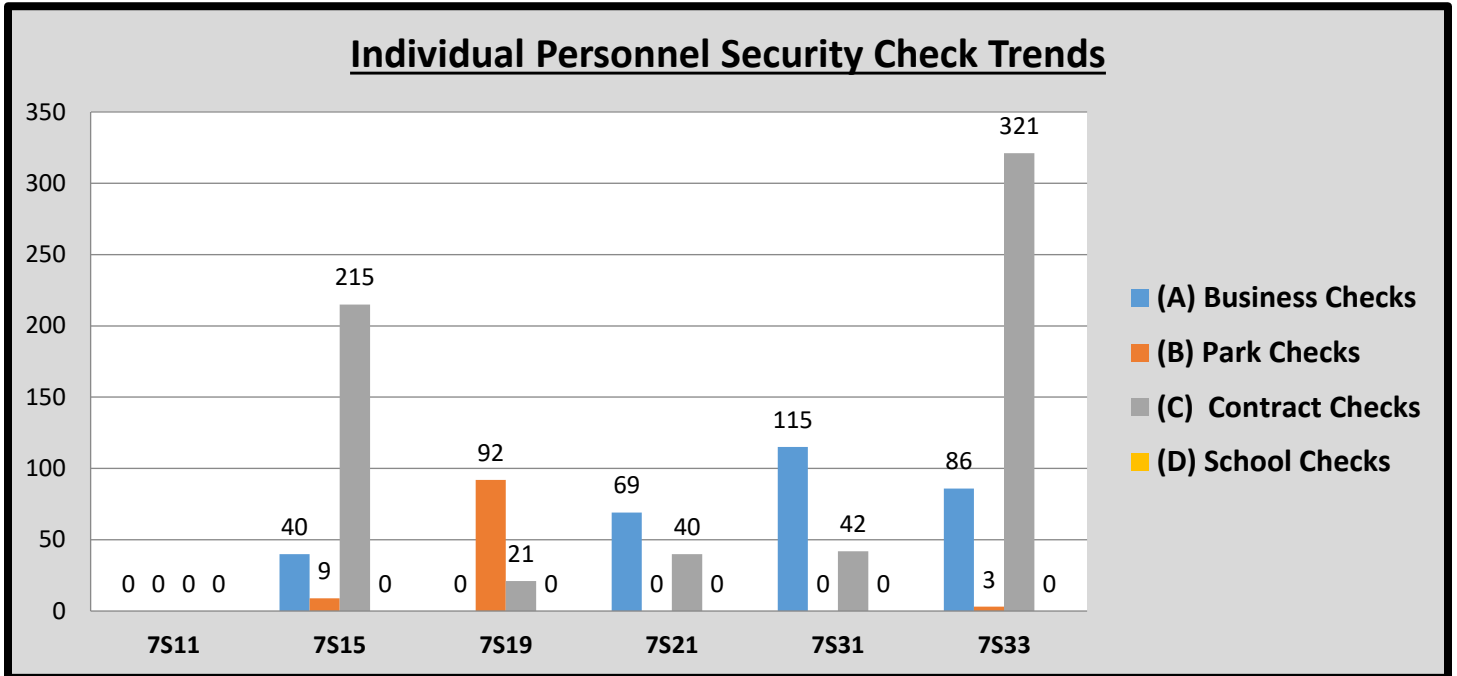
1053

* Security Checks	7S11	7S15	7S19	7S21	7S31	7S33	TOT	AVER	%
(A) Business Checks	0	40	0	69	115	86	310	62.0	29%
(B) Park Checks	0	9	92	0	0	3	104	20.8	10%
(C) Contract Checks	0	215	21	40	42	321	639	127.8	61%
(D) School Checks	0	0	0	0	0	0	0	0.0	0%
(E) Totals	0	264	113	109	157	410	1053	210.6	100%

D. Detailed Security Checks Monthly:



E. Individual Personnel Security Check Trends:



F. CIT/MHO Dispositions Monthly Total:

001

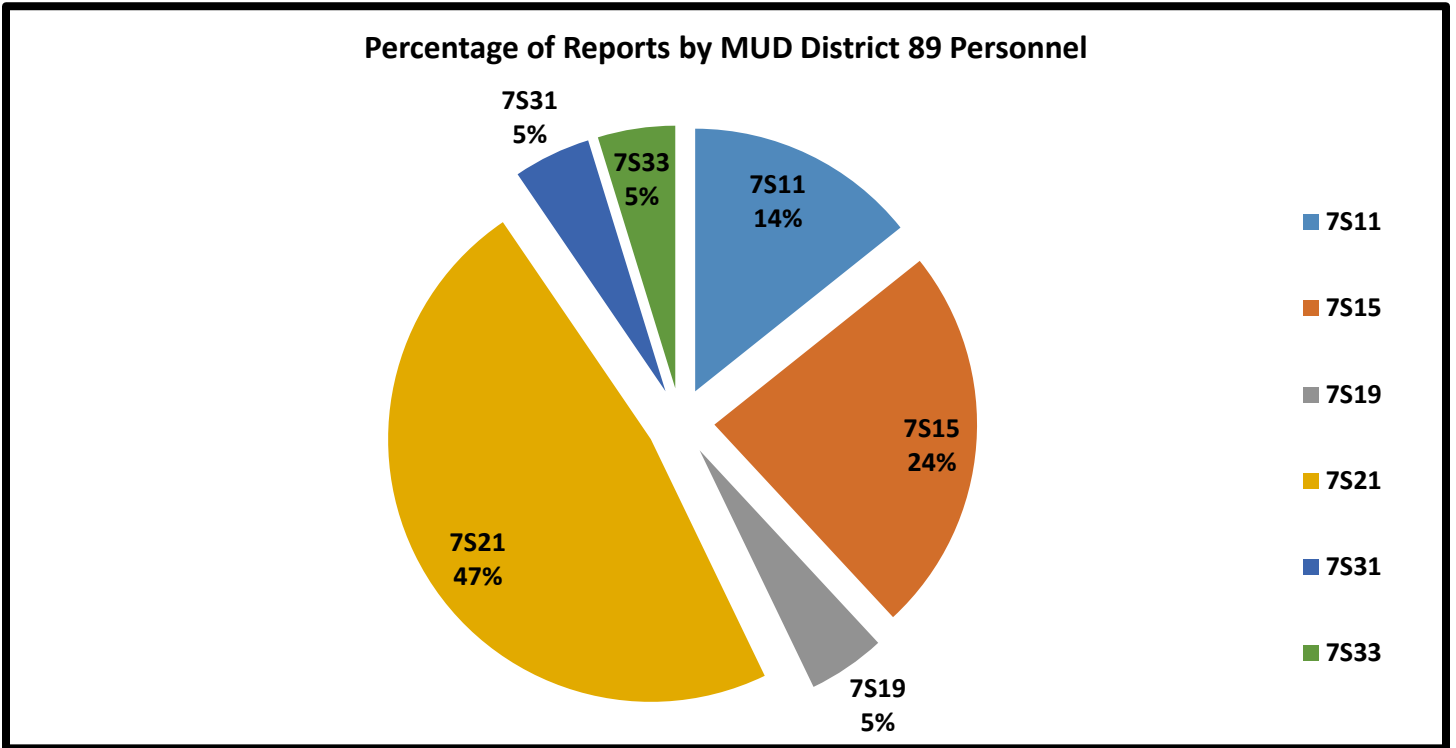
* C.I.T. Dispositions	7S11	7S15	7S19	7S21	7S31	7S33	TOT	AVER	%
(A) CIT/MHO Outside Referral	0	0	0	0	0	0	0	0.0	0%
(B) CIT/MHO Transport	0	0	0	0	0	0	0	0.0	0%
(C) CIT/MHO CIT Contact	0	0	0	0	0	0	0	0.0	0%
(D) CIT/MHO Arrest	1	0	0	0	0	0	1	0.2	100%
(E) Totals	1	0	0	0	0	0	1	0.2	100%

G. Offense/Incident Reports Monthly Total:

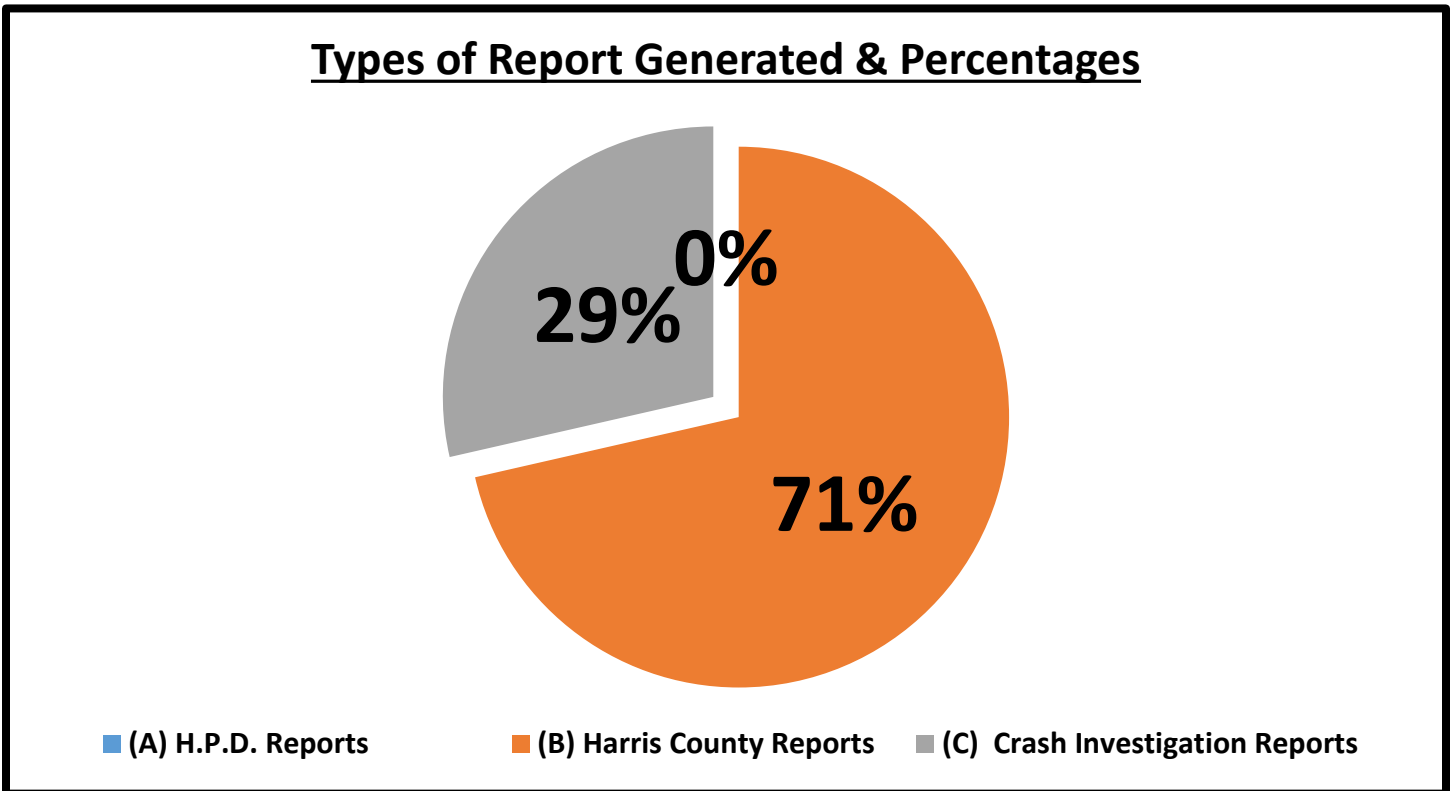
021

* Offense/Incident Reports	7S11	7S15	7S19	7S21	7S31	7S33	TOT	AVER	%
(A) H.P.D. Reports	0	0	0	0	0	0	0	0.0	0%
(B) Harris County Reports	2	1	0	10	1	1	15	3.0	71%
(C) Crash Investigation Reports	1	4	1	0	0	0	6	1.2	29%
(D) Totals	3	5	1	10	1	1	21	4.2	100%

H. Report Generation Percentages:



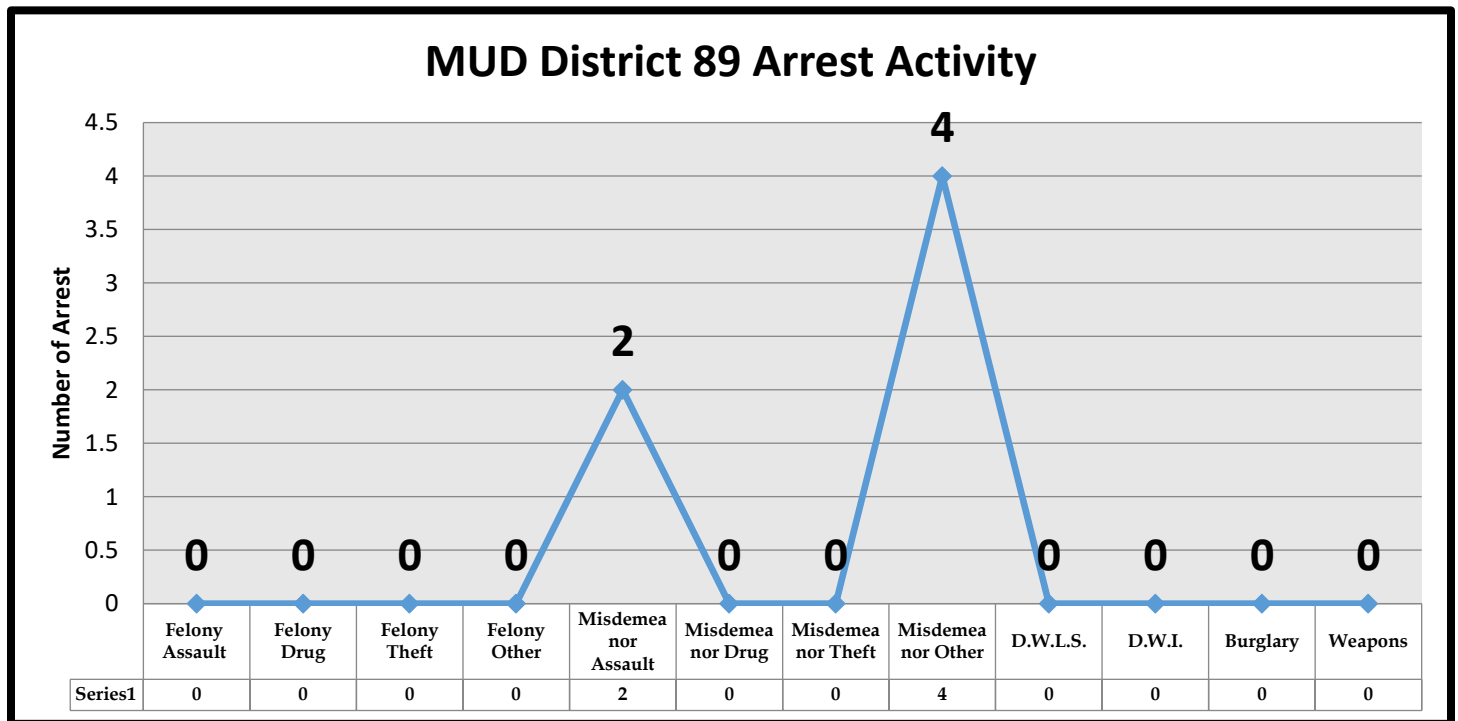
I. Percentages:



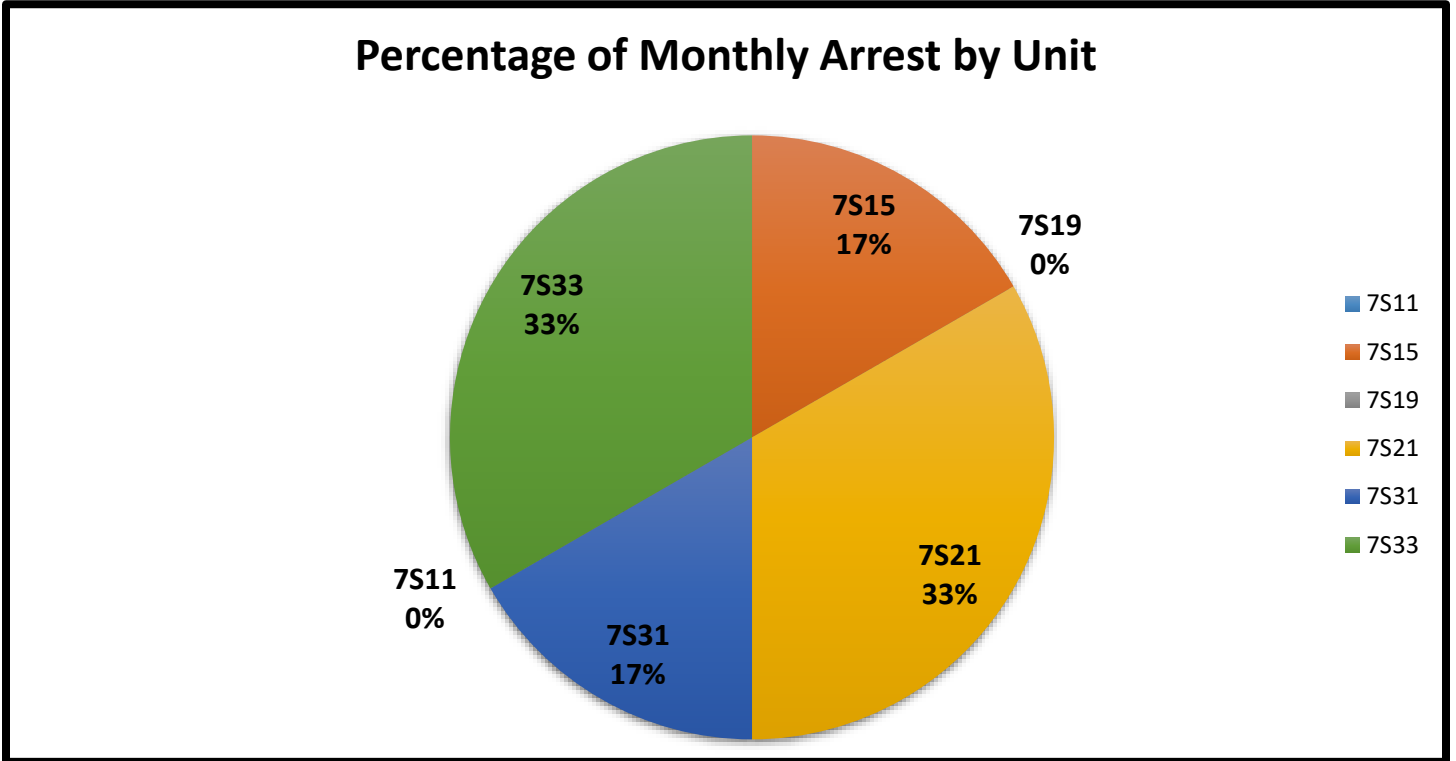
J. Types of Criminal Arrests Monthly Total:

*	Types of Criminal Arrests	7S11	7S15	7S19	7S21	7S31	7S33	TOT	AVER	%
A	Felony Assault	0	0	0	0	0	0	0	0.0	0%
B	Felony Drug	0	0	0	0	0	0	0	0.0	0%
C	Felony Theft	0	0	0	0	0	0	0	0.0	0%
D	Felony Other	0	0	0	0	0	0	0	0.0	0%
E	Misdemeanor Assault	0	0	0	1	0	1	2	0.4	33%
F	Misdemeanor Drug	0	0	0	0	0	0	0	0.0	0%
G	Misdemeanor Theft	0	0	0	0	0	0	0	0.0	0%
H	Misdemeanor Other	0	1	0	1	1	1	4	0.8	67%
I	D.W.L.S.	0	0	0	0	0	0	0	0.0	0%
J	D.W.I.	0	0	0	0	0	0	0	0.0	0%
K	Burglary	0	0	0	0	0	0	0	0.0	0%
L	Weapons	0	0	0	0	0	0	0	0.0	0%
M	<i>Totals</i>	0	1	0	2	1	2	6	1.2	100%

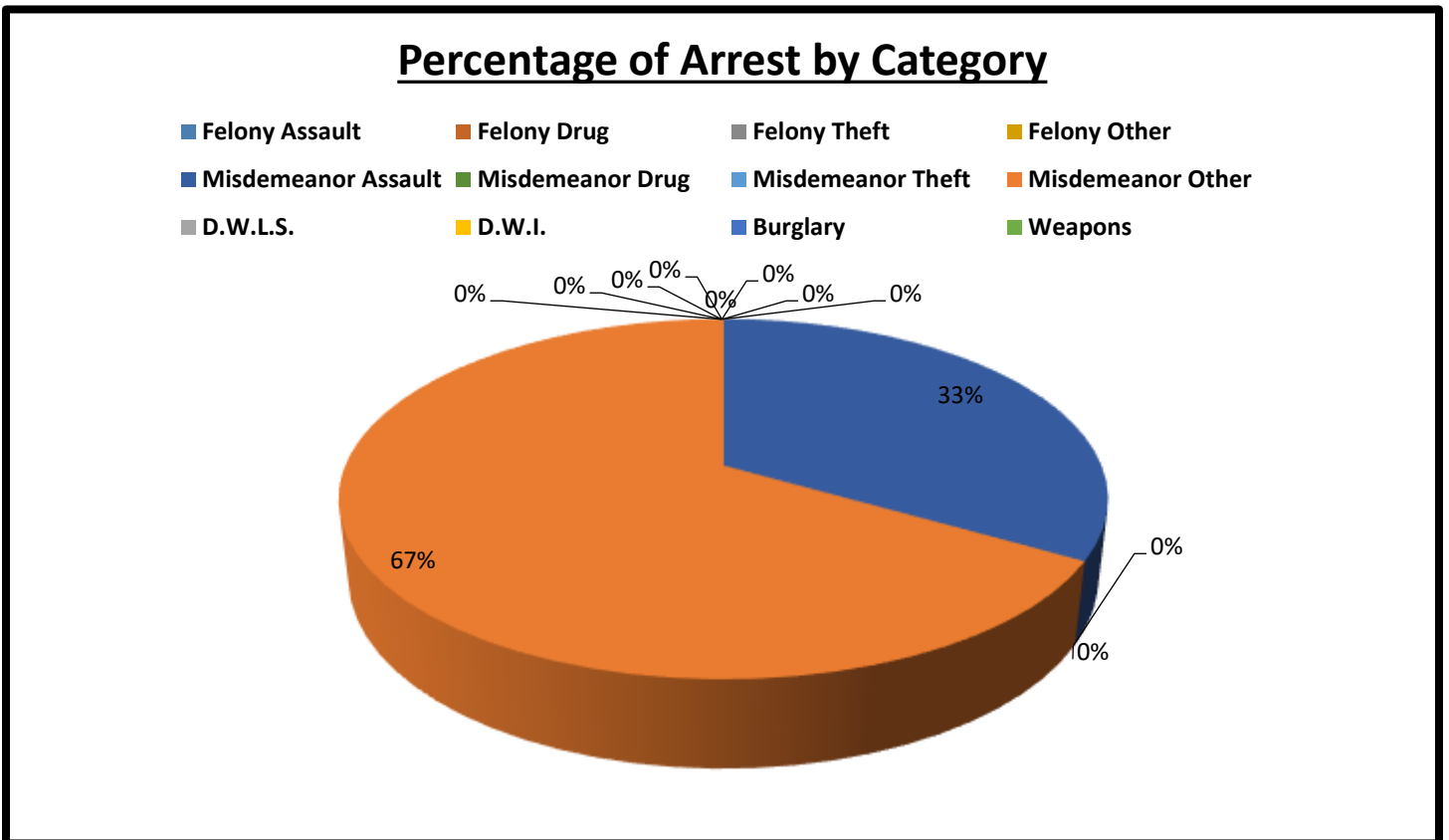
K. Types of Criminal Arrests Monthly Total:



L. Types of Criminal Arrests Monthly Total:



M. Types of Criminal Arrests Monthly Total:



N. Executed Warrant Monthly Total:

007

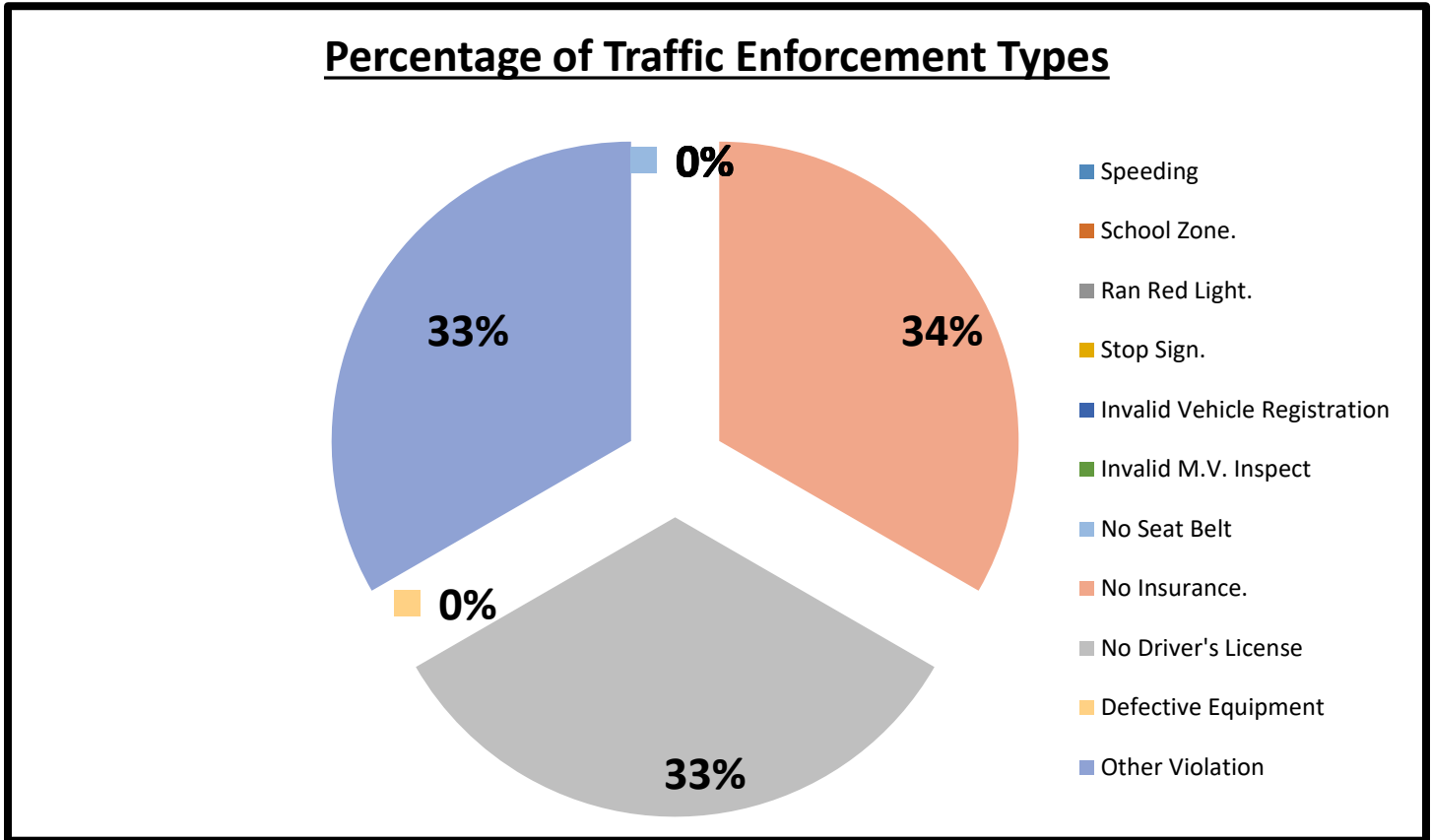
*	<i>Executed Warrants</i>	7S11	7S15	7S19	7S21	7S31	7S33	TOT	AVER	%
(A)	Felony Warrants	0	0	0	0	0	0	0	0.0	0%
(B)	Misdemeanor Warrants	0	6	0	0	1	0	7	1.4	100%
(C)	<i>Totals</i>	0	6	0	0	1	0	7	1.4	100%

O. Traffic Law Enforcement Total:

052

*	<i>Traffic Enforcement</i>	7S11	7S15	7S19	7S21	7S31	7S33	TOT	AVER	%
A	Speeding	0	0	0	0	0	0	0	0.0	0%
B	School Zone.	0	0	0	0	0	0	0	0.0	0%
C	Ran Red Light.	0	0	0	0	0	0	0	0.0	0%
D	Stop Sign.	0	0	0	0	0	0	0	0.0	0%
E	Invalid Vehicle Registration	0	0	0	0	0	0	0	0.0	0%
F	Invalid M.V. Inspect	0	0	0	0	0	0	0	0.0	0%
G	No Seat Belt	0	0	0	0	0	0	0	0.0	0%
H	No Insurance.	0	0	0	1	0	0	1	0.2	33%
I	No Driver's License	0	0	0	1	0	0	1	0.2	33%
J	Defective Equipment	0	0	0	0	0	0	0	0.0	0%
K	Other Violation	0	0	0	1	0	0	1	0.2	33%
L	Written Warnings	0	0	0	0	0	0	0	0.0	0%
M	Verbal Warning	0	4	3	6	0	36	49	9.8	100%
N	Citation	0	0	0	3	0	0	3	0.6	6%
O	Total Violations	0	4	3	9	0	36	52	10.4	100%

P. Traffic Law Enforcement Total:



Q. Citations vs. Warnings Monthly Total:

0052

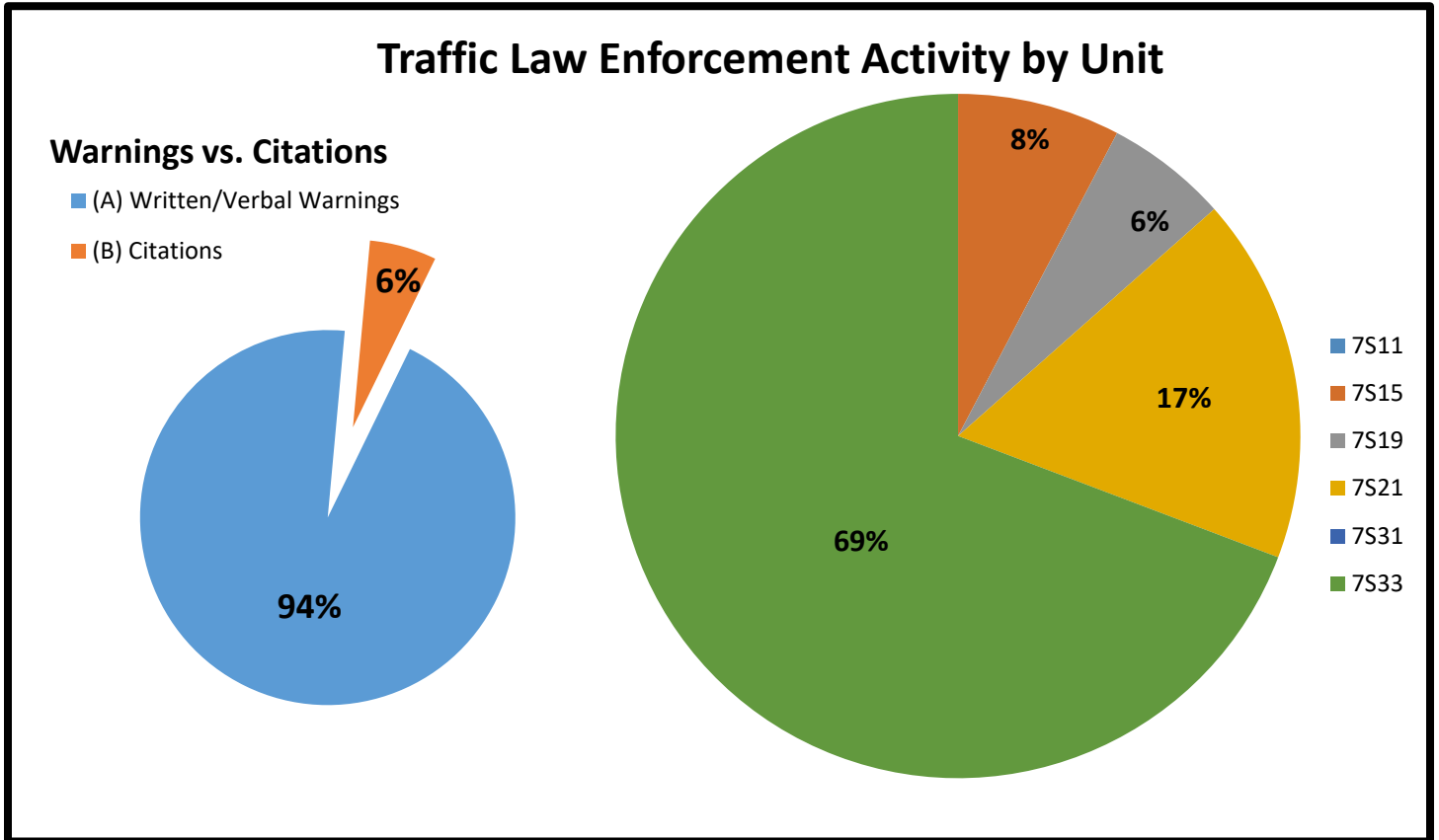
*	Warnings vs. Citations	7S11	7S15	7S19	7S21	7S31	7S33	TOT	AVER	%
(A)	Written/Verbal Warnings	0	4	3	6	0	36	49	9.8	94%
(B)	Citations	0	0	0	3	0	0	3	0.6	6%
(C)	<i>Totals</i>	0	4	3	9	0	36	52	10.4	100%

R. Sources of Calls for Service Monthly Total:

1494

*	Sources of Calls for Service	7S11	7S15	7S19	7S21	7S31	7S33	TOT	AVER	%
(A)	On View	135	0	0	0	89	0	224	44.8	15%
(B)	Dispatched	27	20	27	62	19	17	172	34.4	12%
(C)	Self-Initiated	0	244	136	157	156	405	1098	219.6	73%
(D)	<i>Totals</i>	162	264	163	219	264	422	1494	298.8	100%

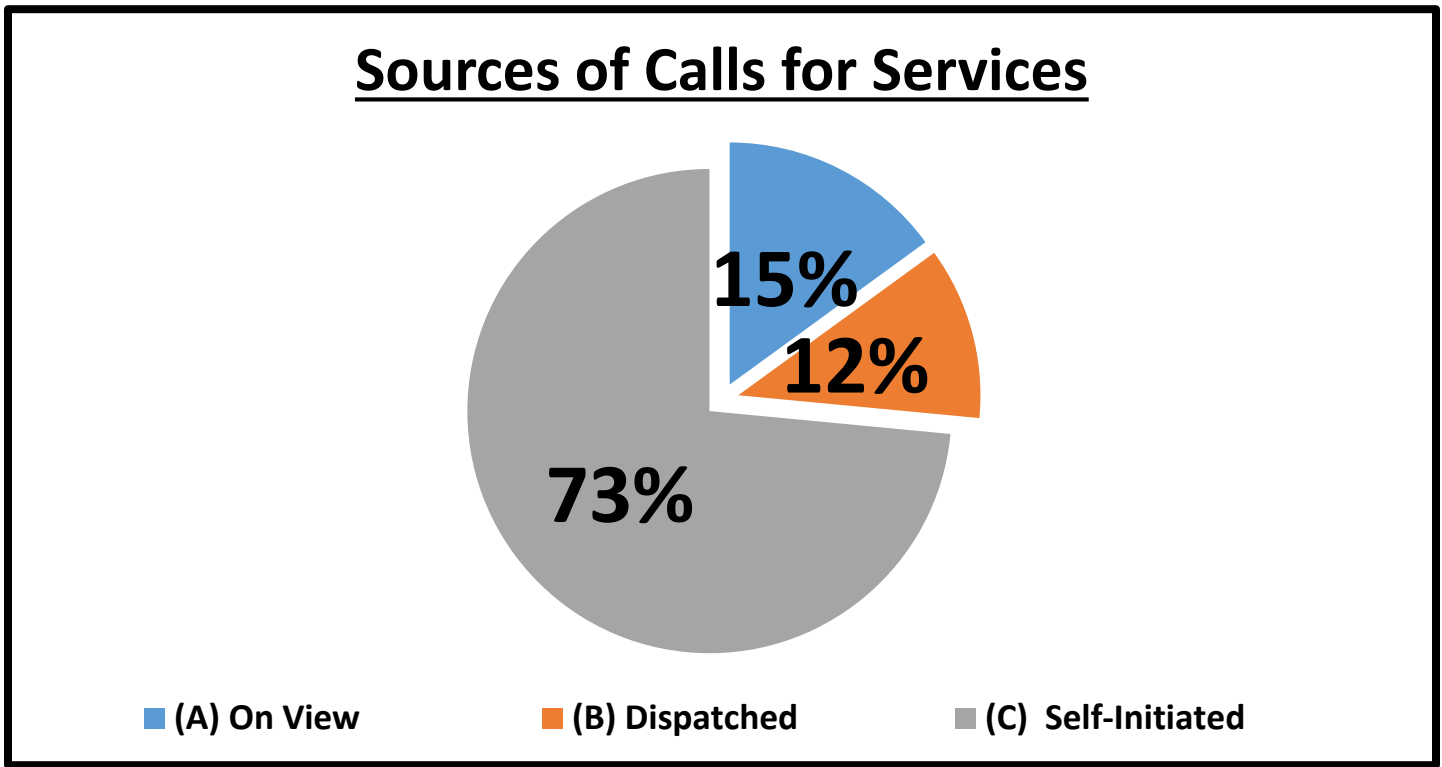
S. Sources of Calls for Service Percentages:



T. Sources of Calls for Service Percentages:

*	Sources of Calls for Service	7S11	7S15	7S19	7S21	7S31	7S33		TOT
(A)	On View	83%	0%	0%	0%	34%	0%		15%
(B)	Dispatched	17%	12%	17%	28%	7%	4%		12%
(C)	Self-Initiated	0%	150%	83%	72%	59%	96%		73%
(D)	Totals	100%	162%	100%	100%	100%	100%		100%

U. Sources of Calls for Service Percentages:



V. Free Reserve Personnel Time Utilized in Contract Monthly Total: 000

*	<i>Free Reserve Personnel Time</i>	7S11	7S15	7S19	7S21	7S31	7S33		TOT	AVER	%
(A)	<i>Totals</i>	0	0	0	0	0	0		0	0.0	#DIV/0!

W. Monthly Productivity Analysis Report (M.P.A.R.) - Executive Summary:

*	Unit	7S11	7S15	7S19	7S21	7S31	7S33	TOT
1	Patrol Activity	164	269	164	229	264	423	1513
2	Security Checks	0	264	113	109	157	410	1053
3	C.I.T. Interactions	1	0	0	0	0	0	1
4	Offense/Incident Reports	3	5	1	10	1	1	21
*	<i>Total Service Calls</i>	168	538	278	348	422	834	2588
1	Criminal Arrests	0	1	0	2	1	2	6
2	Citations Issued	0	0	0	3	0	0	3
3	Written & Verbal Warnings	0	4	3	6	0	36	49
*	<i>Enforcement Service Calls</i>	0	5	3	11	1	38	58
*	<i>Total Hours</i>	160	160	160	160	160	160	960
1	Sick Time Used	0	0	0	0	0	0	0
2	Vacation Time Used	0	0	8	0	0	0	8
3	Training Time Used	0	0	0	0	0	0	0
4	Compensatory Time Used	8	8	0	0	0	0	16
*	<i>Hours Actually Worked</i>	152	152	152	160	160	160	936
*	<i>Unit Productivity Ratio</i>	1.1	3.6	1.8	2.2	2.6	5.5	2.8

X. Mileage Total:

6106

*	Mileage	7S11	7S15	7S19	7S21	7S31	7S33	TOT	AVER	%
(A)	<i>Totals</i>	1165	861	1601	920	728	831	6106	1221.2	404%

Y. Incident Summaries:

01.	JANUARY 02, 2020	2000 HOURS	ASSAULT				DEPUTY A. MURRAY			
	EVENINGSHIFT:	14100 CONCORD MEADO	WCID#89	"M"	HC:	2001-00014				
	<p>On January 02, 2020, a Thursday, at approximately 2051 hours, while on patrol in the "MUD District 89" contract, I Deputy A. Murray was performing routine patrol and law enforcement services when I (Deputy A. Murray) was dispatched to the 14100 block of Concord Meadows Lane., regarding an Assault. Information received by the reportee; no arrest. The patrol activity is "PAT=V".</p>									

02.	JANUARY 03, 2020	1200 HOURS	MINOR ACCIDENT-FSGI		DEPUTY A. RIVERA	
	DAYSHIFT:	3000 BRUNSWICK MEADO	WCID #89	"N/A"	HC:	2001-00001
<p>On January 03, 2020, a Friday, at approximately 1200 hours, while on patrol in the "MUD District 89" contract, I, Deputy A. Rivera was performing routine patrol and law enforcement services when I (Deputy A. Rivera) observed damage to City of Houston light pole and damage of accident. Deputy conducted a canvass of the area and located a motor vehicle believe caused the damage. The driver was cited and accident report was generated. The patrol activity is "PAT=Y".</p>						
03.	JANUARY 03, 2020	2200 HOURS	FORGERY-COUNTERFEIT		DEPUTY A. MURRAY	
	EVENINGSHIFT:	3300 CRESTFORD CLIFF	WCID#89	"F"	HC:	2001-00021
<p>On January 03, 2020, a Friday, at approximately 2232 hours, while on patrol in the MUD District 89" contract, I Deputy A. Murray was performing routine patrol and law enforcement services when I (Deputy A. Murray) I was dispatched to the 3300 block of Crestford Cliff Ln., in reference to suspicious person(s). During the course of the field investigation, I determine individual was found with counterfeit currency. The individual was arrested and transported to Joint Processing Center. The patrol activity is "PAT=D".</p>						
04.	JANUARY 07, 2020	1300 HOURS	MINOR ACCIDENT		DEPUTY P. CHILLIS	
	DAYSHIFT:	14500 SCOTT STREET	WCID #89	"N/A"	HC:	2001-00048
<p>On January 07, 2020, a Tuesday, at approximately 1303 hours, while on patrol in the "MUD District 89" contract, I, Deputy P. Chillis was performing routine patrol and law enforcement services when I (Deputy P. Chillis) was dispatched to the 14500 block of Scott Street., in reference to minor accident. An accident was generated. The patrol activity is "PAT=Y".</p>						
05.	JANUARY 10 , 2020	1100 HOURS	DISTURBANCE		DEPUTY O. URBINA	
	DAYSHIFT:	3600 FLANNERY RIDGE	WCID #89	"M"	HC:	2001-00073
<p>On January 10, 2020, a Friday, at approximately 1100 hours, while on patrol in the "MUD District 89" contract, I Deputy O. Urbina was performing routine patrol and law enforcement services when I (Deputy O. Urbina) got dispatched to a disturbance call for service. Upon making contact with the complainant, Deputy discovered the suspect had warrants. Deputy gathered all pertinent information needed to make an arrest report. Report Generated. The patrol activity type is "PAT=P".</p>						
06.	JANUARY 10, 2020	1500 HOURS	CRIMINAL MISCHIEF		DEPUTY A. MURRAY	
	EVENINGSHIFT:	3500 S SAM HOU PW E	WCID#89	"N/A"	HC:	2001-00089
<p>On January 10, 2020, a Friday, at approximately 1550 hours, while on patrol in the MUD District 89" contract, I Deputy A. Murray was performing routine patrol and law enforcement services when I (Deputy A. Murray) I was dispatched to the 3500 block of S Sam Houston PWE regarding Criminal Mischief. Information received by the reportee; no arrest. The patrol activity is "PAT=S".</p>						
07.	JANUARY 13, 2020	1000 HOURS	IDENTITY THEFT		DEPUTY P. CHILLIS	
	DAYSHIFT:	3100 SHERBROOKE CANY	WCID #89	"M"	HC:	2001-00101
<p>On January 07, 2020, a Tuesday, at approximately 1049 hours, while on patrol in the "MUD District 89" contract, I, Deputy P. Chillis was performing routine patrol and law enforcement services when I (Deputy P. Chillis) was dispatched to a call for service. Upon making contact with the complainant, Deputy discovered an Identity Theft had occurred. Deputy gathered all pertinent information needed to make a report. A report was generated. The patrol activity type is "PAT=A/Q".</p>						

08.	JANUARY 15, 2020	1400 HOURS	EMERGENCY DETENTION		DEPUTY P. CHILLIS	
	DAYSHIFT:	14599 S SAM HOU PW E	WCID #89	"N/A"	HC:	2001-00116
<p>On January 15, 2020, a Wednesday, at approximately 1408 hours, while on patrol in the "MUD District 89" contract, I, Deputy P. Chillis was performing routine patrol and law enforcement services when I (Deputy P. Chillis) was dispatched to location in regards to suffering from a crisis. During the course of the field investigation, individual needed medical assists. Individual was transport and released under emergency detention order. The patrol activity type is "PAT=P/O".</p>						

09.	JANUARY 16, 2020	1900 HOURS	STOLEN VEHICLE		DEPUTY A. MURRAY	
	EVENINGSHIFT:	4100 ALMOND LAKE DR	WCID#89	"N/A"	HC:	2001-00121
<p>On January 16, 2020, a Thursday, at approximately 1928 hours, while on patrol in the MUD District 89" contract, I Deputy A. Murray was performing routine patrol and law enforcement services when I (Deputy A. Murray) I was dispatched to the 4100 block of Almond Lake Dr, regarding a Stolen Vehicle. Vehicle was placed into TCIC/NCIC as a stolen vehicle. The patrol activity is "PAT=U".</p>						

10.	JANUARY 16, 2020	2200 HOURS	TERRORISTIC THREAT		DEPUTY A. MURRAY	
	EVENINGSHIFT:	3800 FORNEY RIDGE LN	WCID#89	"M"	HC:	2001-00124
<p>On January 16, 2020, a Thursday, at approximately 2213 hours, while on patrol in the MUD District 89" contract, I Deputy A. Murray was performing routine patrol and law enforcement services when I (Deputy A. Murray) I was dispatched to the 3800 block of Forney Ridge Lane., regarding a Threat. Information received by the reportee; no arrest. The patrol activity is "PAT=Q".</p>						

11.	JANUARY 18, 2020	1000 HOURS	MINOR ACCIDENT		DEPUTY O. URBINA	
	DAYSHIFT:	3400 HALLE TRACE LN	WCID #89	"N/A"	HC:	2001-00140
<p>On January 18 2020, a Saturday, at approximately 1200 hours, while on patrol in the "MUD District 89" contract, I Deputy O. Urbina was performing routine patrol and law enforcement services when I (Deputy O. Urbina) was dispatched to a minor accident call for service. Upon making contact Deputy gathered all pertinent information from both drivers needed to make a report. Crash Report Generated. The patrol activity type is "PAT=Y".</p>						

12.	JANUARY 19, 2020	1500 HOURS	ASSAULT-DV		DEPUTY A. MURRAY	
	EVENINGSHIFT:	3400 BAINBRIDGE HILL	WCID#89	"M"	HC:	2001-00146
<p>On January 19, 2020, a Sunday, at approximately 1542 hours, while on patrol in the MUD District 89" contract, I Deputy A. Murray was performing routine patrol and law enforcement services when I (Deputy A. Murray) I was dispatched to the 3400 block of Bainbridge Hill Ln in reference to disturbance. During the course of field investigation, Deputy determine two known family members had physical altercation. One individual was arrested and transported to Joint Processing Center. The patrol activity is "PAT=V".</p>						

13.	JANUARY 19, 2019	2300 HOURS	ASSAULT-DV		DEPUTY D. PITTS	
	NIGHTSHIFT:	4100 LEIGHANN LANE	WCID#89	"M"	HC:	2001-00148
<p>On January 19, 2019, a Sunday, at approximately 23:31 hours, while on patrol in the "MUD District 89" contract, Deputy D. Pitts was performing routine patrol and law enforcement services when I (Deputy D. Pitts) responded to 4100 Leighann Lane Dr on a domestic disturbance. Reportee stated that two known family members were physically fighting and the home owner wanted them to stop. Both subjects had visible injuries. I contacted HCDA who referred the case for further investigation. The patrol activity type is "PAT= P/V".</p>						

14.	JANUARY 20, 2020	1400 HOURS	MINOR ACCIDENT-FSGI		DEPUTY O. URBINA	
	DAYSHIFT:	3500 TEAL LANE	WCID #89	"N/A"	HC:	2001-00152
<p>On January 20, 2019, a Monday, at approximately 1400 hours, while on patrol in the "MUD District 89" contract, I Deputy O. Urbina was performing routine patrol and law enforcement services when I (Deputy O. Urbina) got dispatched to an a FSGI call for service. Upon making contact Deputy gathered all pertinent information from one drivers needed to make a report. FSGI Report Generated. The patrol activity type is "PAT=Y".</p>						

15.	JANUARY 22, 2020	1600 HOURS	FRAUD USE OF ID		DEPUTY A. MURRAY	
	EVENINGSHIFT:	13900 LONG MEADOW	WCID#89	"M"	HC:	2001-00168
<p>On January 22, 2020, a Wednesday, at approximately 1636 hours, while on patrol in the MUD District 89" contract, I Deputy A. Murray was performing routine patrol and law enforcement services when I (Deputy A. Murray) I was dispatched to the 13900 block of Long Meadow Dr., regarding Fraudulent Use of ID. Information received by the reportee; no arrest. The patrol activity is "PAT=Q".</p>						

16.	JANUARY 23, 2020	2200 HOURS	THEFT		DEPUTY A. MURRAY	
	EVENINGSHIFT:	3500 S SAM HOUR PW E	WCID#89	"M"	HC:	2001-00180
<p>On January 23, 2020, a Thursday, at approximately 2243 hours, while on patrol in the MUD District 89" contract, I Deputy A. Murray was performing routine patrol and law enforcement services when I (Deputy A. Murray) I was dispatched to the 3500 block of S Sam Houston PWE., regarding a Theft. Information received by the reportee; no arrest. The patrol activity is "PAT=U".</p>						

17.	JANUARY 25, 2020	0900 HOURS	MINOR ACCIDENT		DEPUTY O. URBINA	
	DAYSHIFT:	4000 S SAM HOU PW E	WCID #89	"N/A"	HC:	2001-00197
<p>On January 25, 2019, a Saturday, at approximately 0900 hours, while on patrol in the "MUD District 89" contract, I Deputy O. Urbina was performing routine patrol and law enforcement services when I (Deputy O. Urbina) got dispatched to an accident call for service. Upon making contact Deputy gathered all pertinent information from both drivers needed to make a report. Crash Report Generated. The patrol activity type is "PAT=Y".</p>						

18.	JANUARY 25, 2020	1900 HOURS	BURGLARY MOTOR VEHICLE		DEPUTY A. MURRAY	
	EVENINGSHIFT:	3200 S SAM HOU Pw E	WCID#89	"M"	HC:	2001-00203
<p>On January 25, 2020, a Saturday, at approximately 1931 hours, while on patrol in the MUD District 89" contract, I Deputy A. Murray was performing routine patrol and law enforcement services when I (Deputy A. Murray) I was dispatched to the 3200 block of S Sam Houston PWE., regarding a BMV. Information received by the reportee; no arrest. The patrol activity is "PAT=T".</p>						

19.	JANUARY 26, 2020	0400 HOURS	ASSAULT-DV		DEPUTY E. JONES	
	NIGHTSHIFT:	2700 MAYBROOK HOLLOW	WCID#89	"N/A"	HC:	2001-00207
<p>On January 26, 2020, a Sunday, at approximately 03:47 hours, while on patrol in the "MUD District 89" contract, Deputy E. Jones was performing routine patrol and law enforcement services when I (Deputy E. Jones) responded 2700 Maybrook Hollow Ln in reference to a domestic disturbance. During the course of the field investigation, Deputy learned that a verbal and physical altercation occurred between the Reportee and their acquaintance. Upon investigation it was found that an individual was assaulted and property had been damaged by the suspect. HCDA was contacted and charges of assault and criminal mischief were accepted. The patrol activity type is "PAT= V/T".</p>						

20.	JANUARY 30, 2020	1700 HOURS	THEFT		DEPUTY A. MURRAY	
	EVENINGSHIFT:	4000 PORTMAN GLEN LN	WCID#89	"M"	HC:	2001-00232
<p>On January 30, 2020, a Thursday, at approximately 1751 hours, while on patrol in the MUD District 89" contract, I Deputy A. Murray was performing routine patrol and law enforcement services when I (Deputy A. Murray) I was dispatched to the 4000 block of Portman Glen Lane., regarding a Theft. Information received by the reportee; no arrest. The patrol activity is "PAT=U".</p>						

21.	JANUARY 31, 2020	1300 HOURS	MINOR ACCIDENT		DEPUTY O. URBINA	
	DAYSHIFT:	3500 S SAM HOU Pw E	WCID #89	"N/A"	HC:	2001-00239
<p>On January 31, 2019, a Saturday, at approximately 0900 hours, while on patrol in the ""MUD District 89" contract, I Deputy O. Urbina was performing routine patrol and law enforcement services when I (Deputy O. Urbina) got dispatched to an accident call for service. Upon making contact Deputy gathered all pertinent information from both drivers needed to make a report. Crash Report Generated. The patrol activity type is "PAT=Y".</p>						

Sergeant Jon Meek

Sergeant Jon Meek
Neighborhood Patrol Division, First Line Supervisor
Harris County Constable's Office of Precinct 713-643-6602