



MAY WALKER, CONSTABLE
PRECINCT SEVEN
HARRIS COUNTY, TEXAS

MAIN OFFICE
5300 Griggs Road
Houston, Texas 77021
PHONE (713) 643-6602
FAX (713) 643-3401

Date: February 12, 2020

From: Sergeant Ashton Johnson-Hall
Neighborhood Patrol Division, First Line Supervisor
Harris County Constable's Office of Precinct "7"

To: Property Owners Association
Board of Directors & Management Company

Subject: Day Shift – Monthly Productivity Analysis Report
Enclosure: **MPAR – January 2020**
Distribution: Executive Command Staff & Board of Directors & Management Company

The purpose of this "**Monthly Productivity Analysis Report**" (M.P.A.R.) is to provide the executive command staff with the appropriate data to analyze the productivity of assigned personnel and their shifts' activities to allow for the validation of individual and divisional performance evaluations. With regard to the specific contents of the report, there are 18 distinctive component parts of this report. These components are enumerated below:

- | | |
|--|---|
| 01. Patrol Activity Details | 10. Traffic Enforcement Report |
| 02. Patrol Activity Analytical Summary | 11. Trends & Percentages of Traffic |
| 03. Patrol Activity Percentages & Trends | 12. Citation & Warning Issuance Review |
| 04. Security Checks Report | 13. Call for Service Report (<i>C.F.S.</i>) |
| 05. Security Checks Percentages & Trends | 14. Trends & Percentages for <i>C.F.S.</i> |
| 06. Crisis Intervention Disposition Report | 15. Overtime Report (service at no Cost) |
| 07. Offense/Incident Generation Report | 16. Reserve Deputy Use (at no Cost) |
| 08. Criminal Arrest Types Report | 17. Incident Summarization |
| 09. Warrant Execution Report | |

A cursory analysis of the statistical data from this report should be demonstrative of the quality of performance of this agency in realizing the contractual obligations and the overall achievement of the goals and objectives of this Agency and the Contract Division.

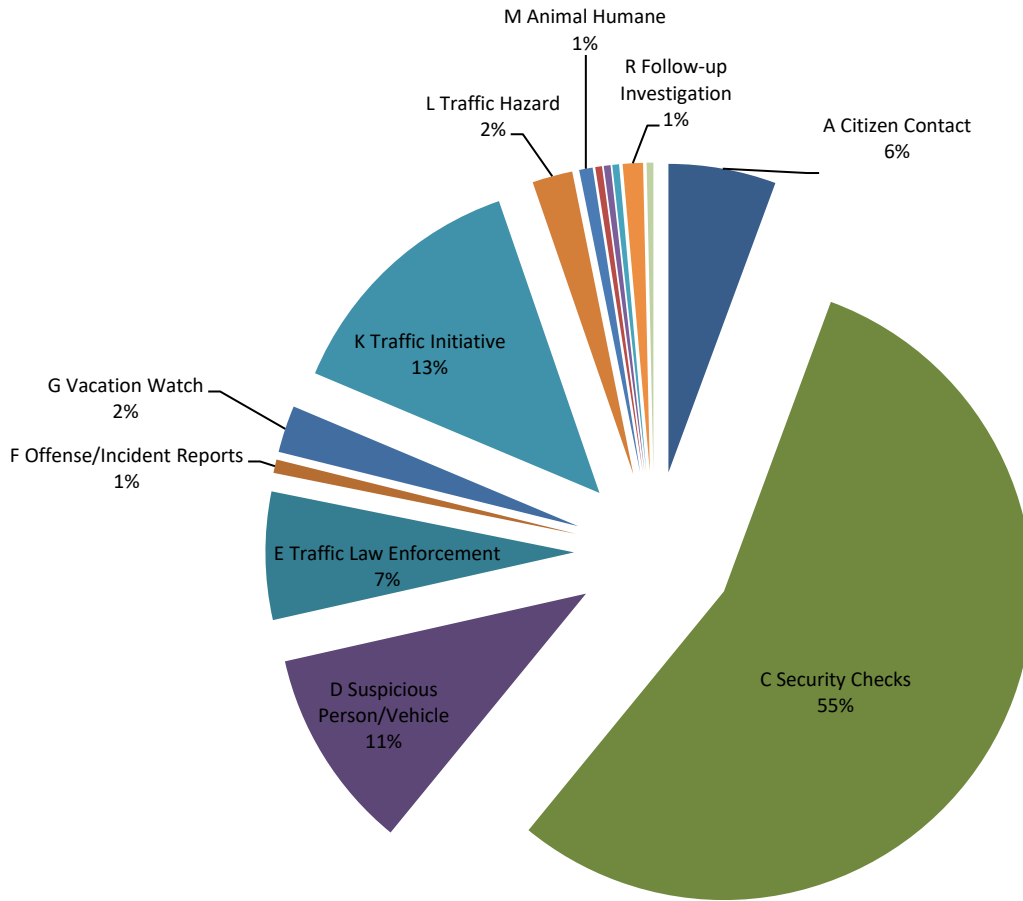
A. Patrol Activity Monthly Total:

0284

* Patrol Activity Types	7H10	TOT	AVER	%
A	Citizen Contact	16	3.2	6%
B	Patrol Alert	0	0.0	0%
C	Security Checks	157	31.4	55%
D	Suspicious Person/Vehicle	30	6.0	11%
E	Traffic Law Enforcement	19	3.8	7%
F	Offense/Incident Reports	2	0.4	1%
G	Vacation Watch	7	1.4	2%
H	Open Door / Window	0	0.0	0%
I	Assist Contract Citizen	0	0.0	0%
J	Welfare Check / Med.	0	0.0	0%
K	Traffic Initiative	38	7.6	13%
L	Traffic Hazard	6	1.2	2%
M	Animal Humane	2	0.4	1%
N	Alarms	1	0.2	0%
O	Mental Cases (171)	0	0.0	0%
P	Disturbance	1	0.2	0%
Q	Criminal Investigation	1	0.2	0%
R	Follow-up Investigation	3	0.6	1%
S	Criminal Mischief	0	0.0	0%
T	Burglary Residence/Vehicle	0	0.0	0%
U	Theft / Theft of Business	0	0.0	0%
V	Citizen Assaulted	0	0.0	0%
W	Robbery of an Individual	0	0.0	0%
X	Trespass Warning	0	0.0	0%
Y	Major/Minor Crash	0	0.0	0%
Z	Child Custody Disputes	0	0.0	0%
AA	Assist The Officer (Pct. 7)	1	0.2	0%
BB	Runaway Missing Persons	0	0.0	0%
CC	Assisted LEA	0	0.0	0%
DD	Solicitors	0	0.0	0%
EE	Meeting/Event/Ct.	0	0.0	0%
* <i>MONTH TOTALS</i>	284	284	56.8	100%

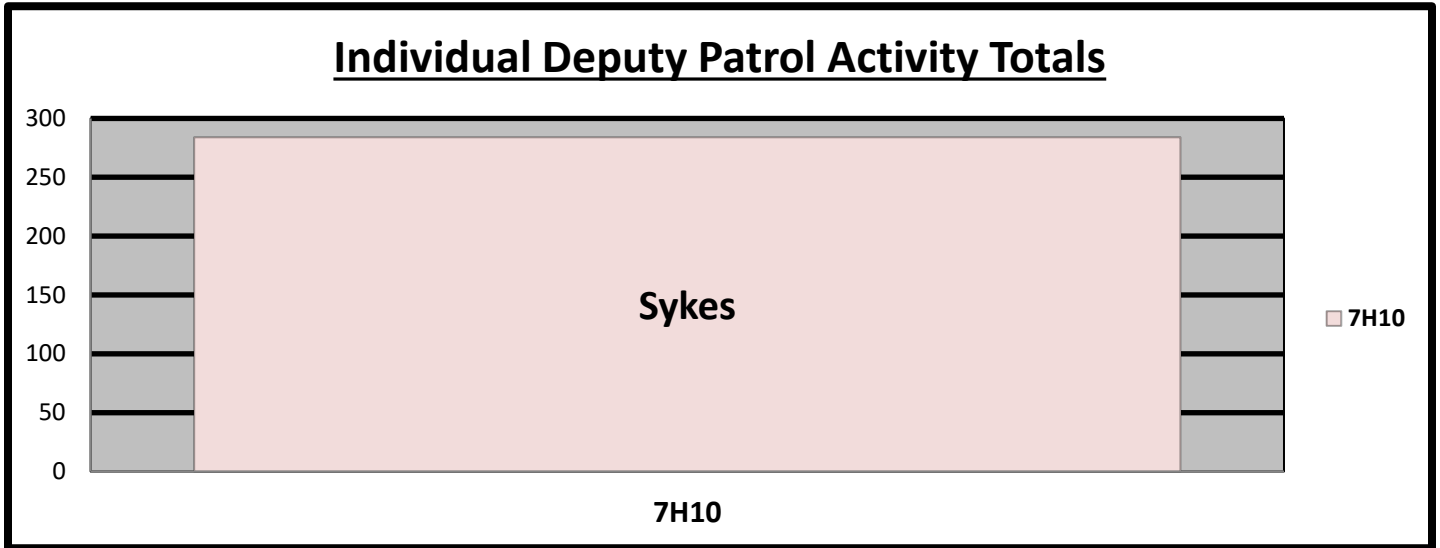
A1. Patrol Activity Percentage:

Percentage of Patrol Activity



- | | | | |
|-------------------------------|------------------------------|----------------------------------|--------------------------------|
| ■ A Citizen Contact | ■ B Patrol Alert | ■ C Security Checks | ■ D Suspicious Person/Vehicle |
| ■ E Traffic Law Enforcement | ■ F Offense/Incident Reports | ■ G Vacation Watch | ■ H Open Door / Window |
| ■ I Assist Contract Citizen | ■ J Welfare Check / Med. | ■ K Traffic Initiative | ■ L Traffic Hazard |
| ■ M Animal Humane | ■ N Alarms | ■ O Mental Cases (171) | ■ P Disturbance |
| ■ Q Criminal Investigation | ■ R Follow-up Investigation | ■ S Criminal Mischief | ■ T Burglary Residence/Vehicle |
| ■ U Theft / Theft of Business | ■ V Citizen Assaulted | ■ W Robbery of an Individual | ■ X Trespass Warning |
| ■ Y Major/Minor Crash | ■ Z Child Custody Disputes | ■ AA Assist The Officer (Pct. 7) | ■ BB Runaway Missing Persons |
| ■ CC Assisted LEA | ■ DD Solicitors | ■ EE Meeting/Event/Ct. | |

A2. Patrol Activity by MUD District 460 Personnel:

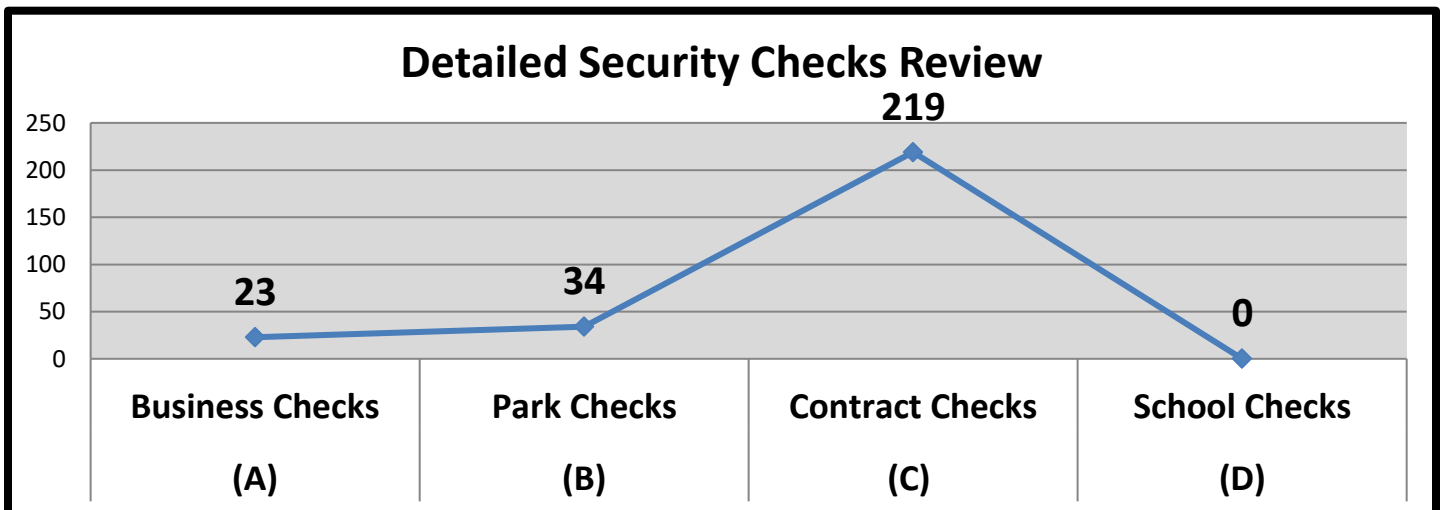


B. Security Checks Monthly Total:

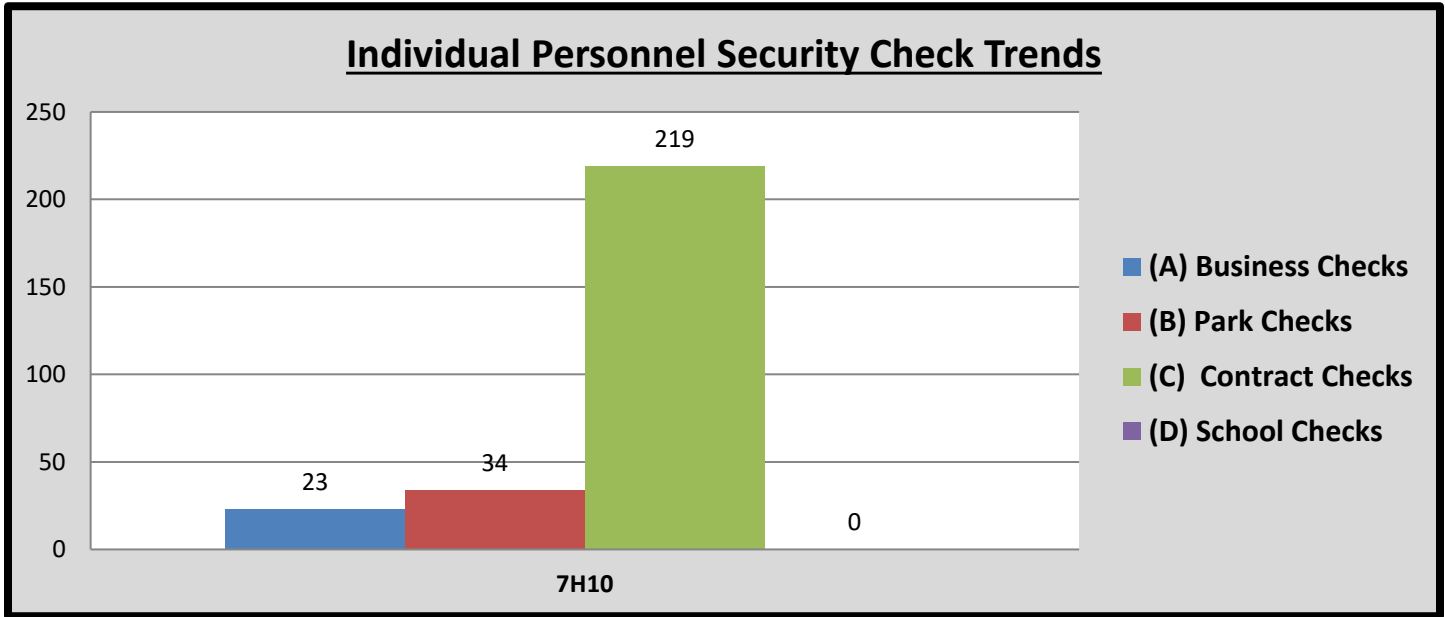
276

*	Security Checks	7H10	TOT	AVER	%
(A)	Business Checks	23	23	4.6	8%
(B)	Park Checks	34	34	6.8	12%
(C)	Contract Checks	219	219	43.8	79%
(D)	Plaza Checks	0	0	0.0	0%
(E)	<i>Totals</i>	276	276	55.2	100%

B. Detailed Security Checks Monthly:



B2. Individual Personnel Security Check Trends:



C. CIT/MHO Dispositions Monthly Total:

000

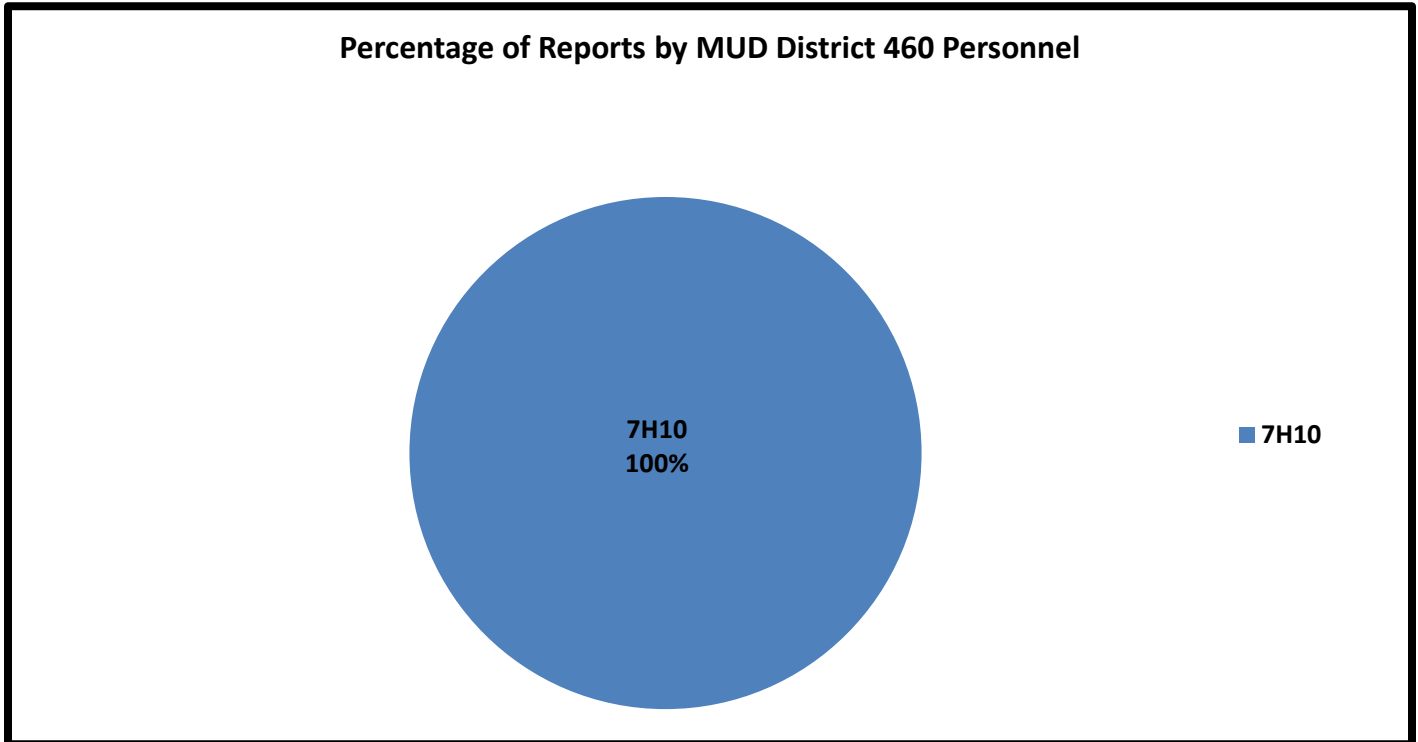
*	<i>C.I.T. Dispositions</i>	7H10
(A)	CIT/MHO Outside Referral	0
(B)	CIT/MHO Transport	0
(C)	CIT/MHO CIT Contact	0
(D)	CIT/MHO Arrest	0
(E)	<i>Totals</i>	0

D. Offense/Incident Reports Monthly Total:

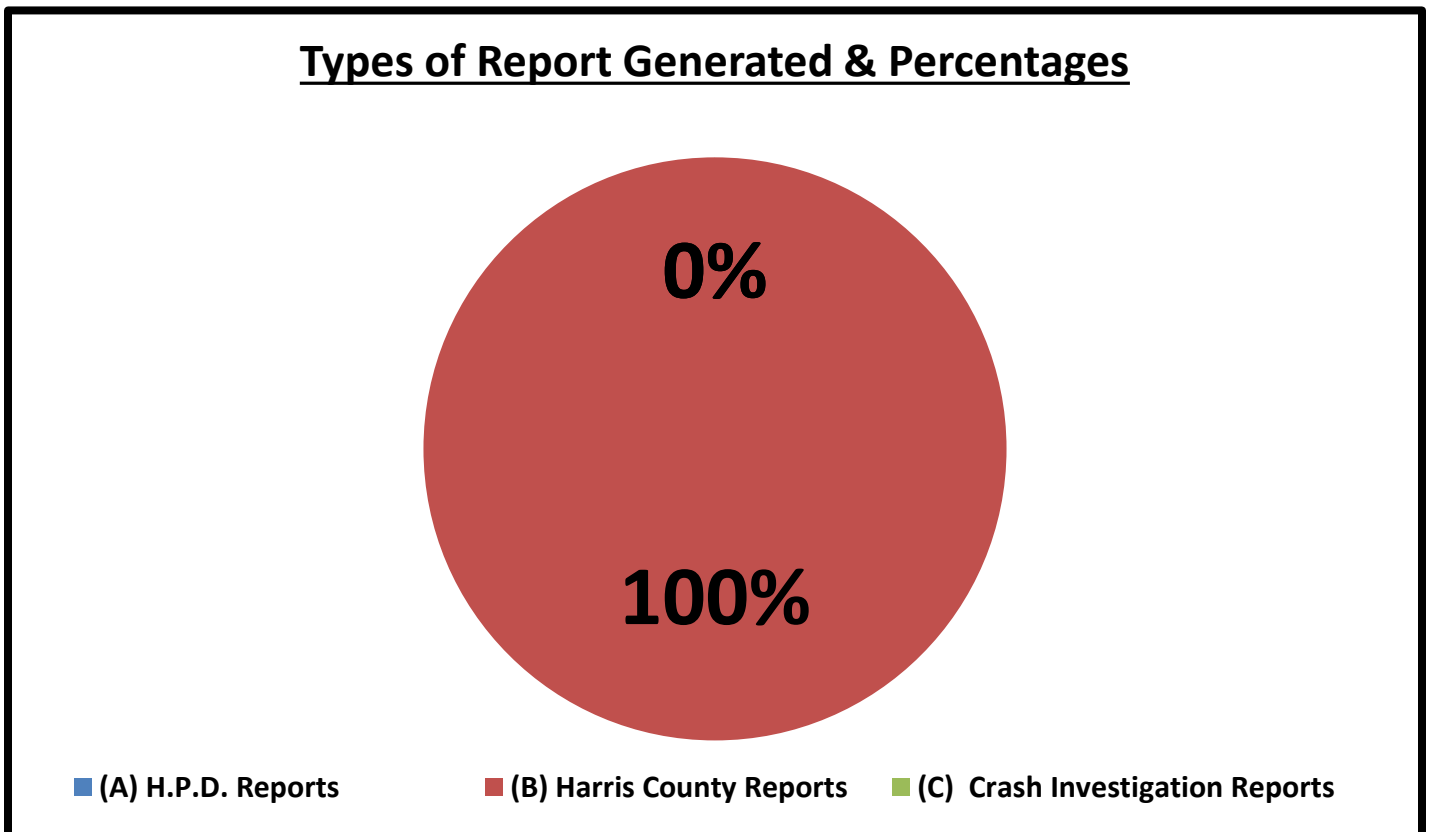
002

*	<i>Offense/Incident Reports</i>	7H10
(A)	H.P.D. Reports	0
(B)	Harris County Reports	2
(C)	Significant Incident Reports	0
(D)	<i>Totals</i>	2

D1. Report Generation Percentages:



D2. Percentages:

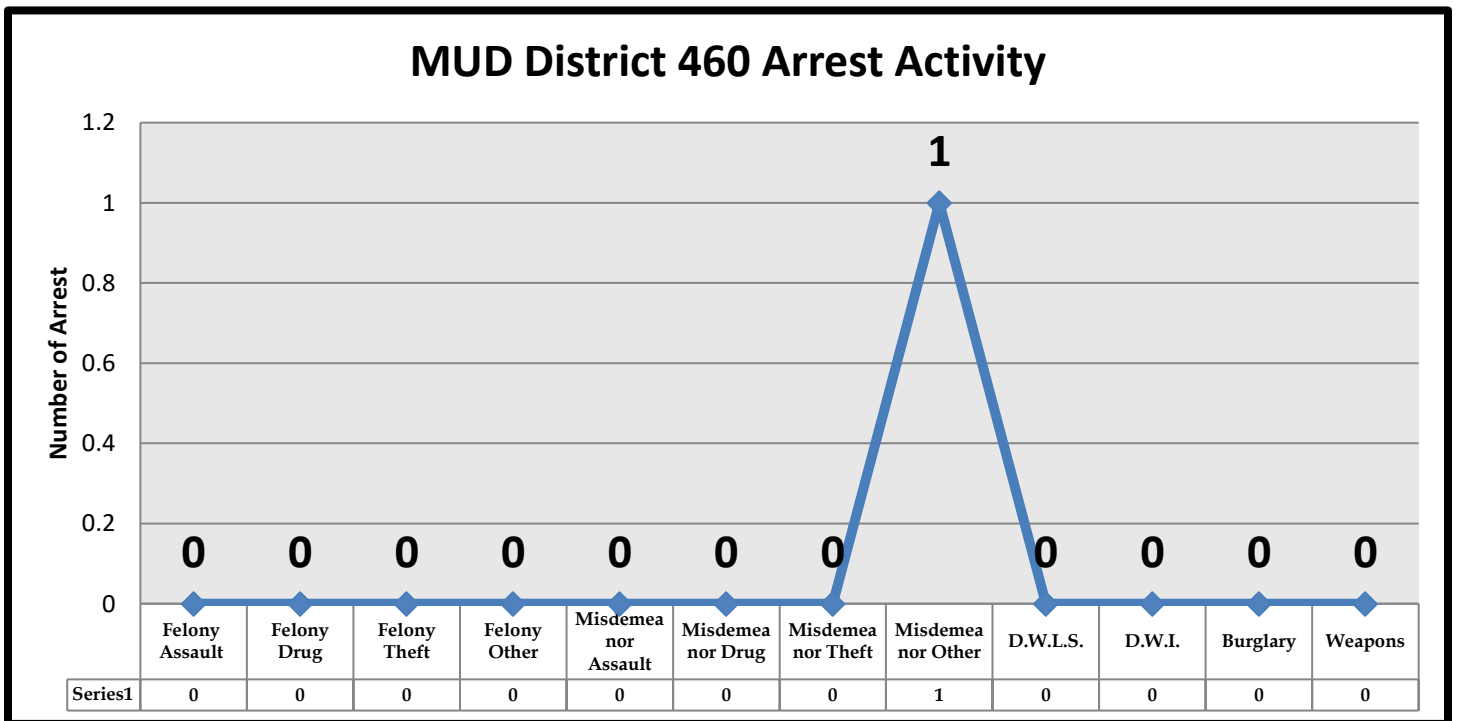


E. Types of Criminal Arrests Monthly Total:

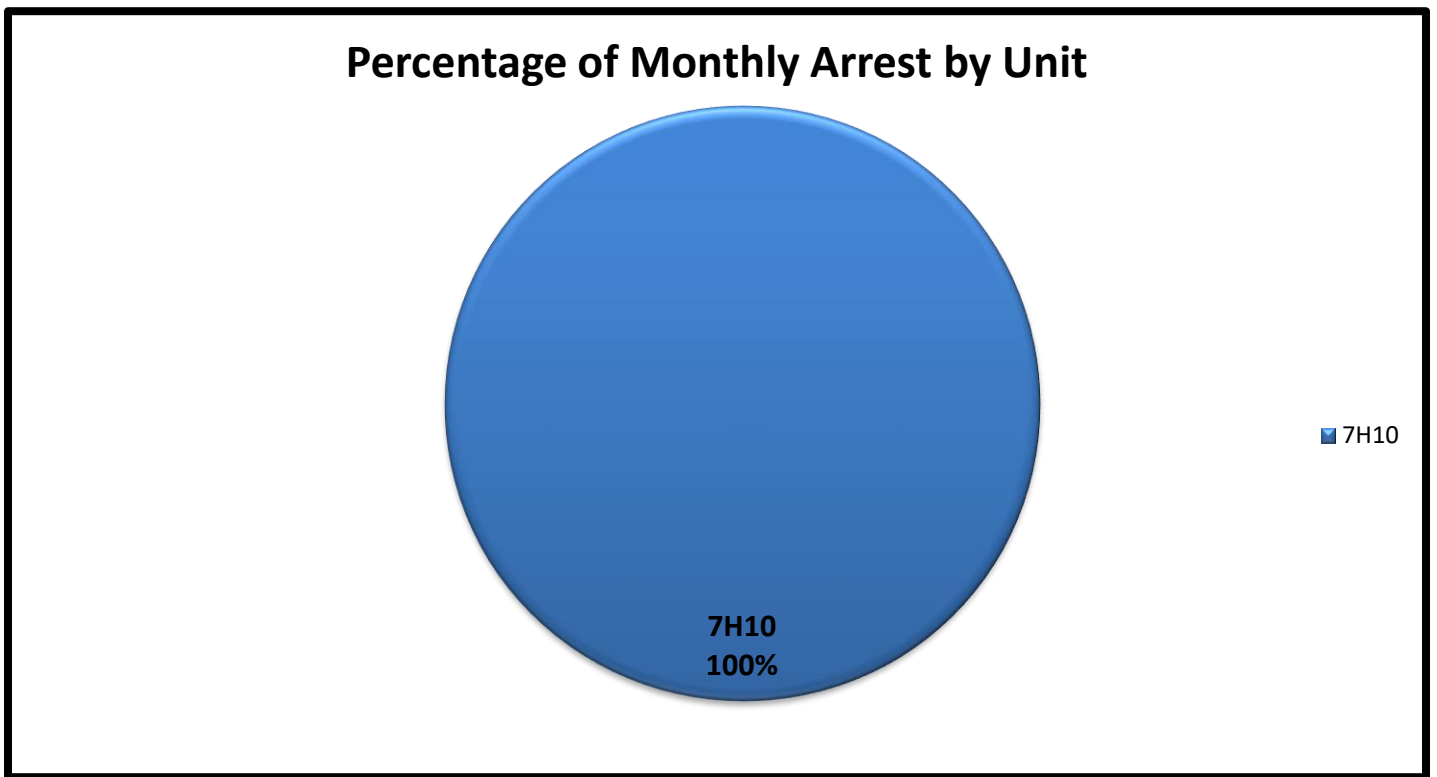
001

*	<i>Types of Criminal Arrests</i>	7H10
A	Felony Assault	0
B	Felony Drug	0
C	Felony Theft	0
D	Felony Other	0
E	Misdemeanor Assault	0
F	Misdemeanor Drug	0
G	Misdemeanor Theft	0
H	Misdemeanor Other	1
I	D.W.L.S.	0
J	D.W.I.	0
K	Burglary	0
L	Weapons	0
M	<i>Totals</i>	1

E1. Types of Criminal Arrests Monthly Total:



E2. Types of Criminal Arrests Monthly Total:



F. Executed Warrant Monthly Total:

0000

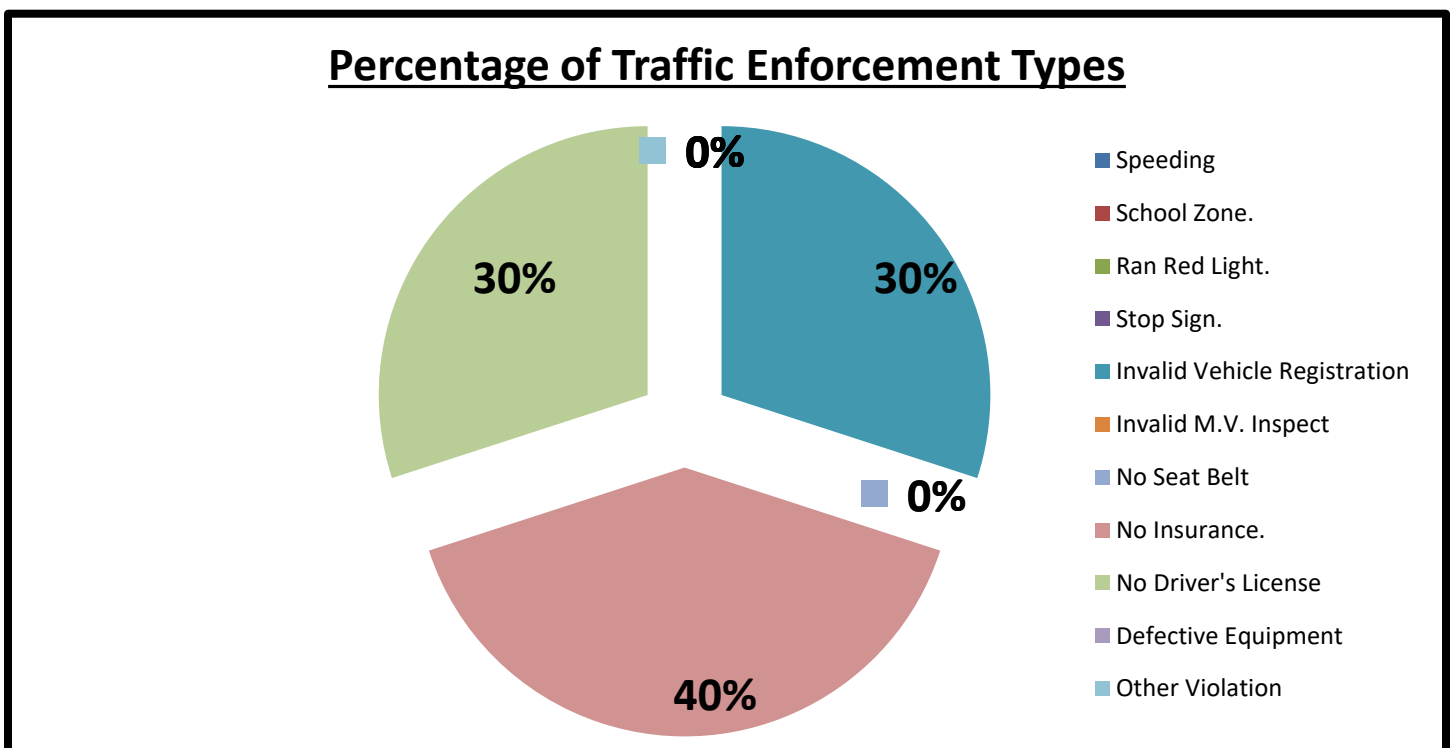
*	<i>Executed Warrants</i>	7H10
(A)	Felony Warrants	0
(B)	Misdemeanor Warrants	1
(C)	<i>Totals</i>	1

G. Traffic Law Enforcement Total:

022

*	Traffic Enforcement	7H10	TOT	AVER	%
A	Speeding	0	0	0.0	0%
B	School Zone.	0	0	0.0	0%
C	Ran Red Light.	0	0	0.0	0%
D	Stop Sign.	0	0	0.0	0%
E	Invalid Vehicle Registration	3	3	0.6	30%
F	Invalid M.V. Inspect	0	0	0.0	0%
G	No Seat Belt	0	0	0.0	0%
H	No Insurance.	4	4	0.8	40%
I	No Driver's License	3	3	0.6	30%
J	Defective Equipment	0	0	0.0	0%
K	Other Violation	0	0	0.0	0%
L	Written Warnings	0	0	0.0	0%
M	Verbal Warning	12	12	2.4	100%
N	Citation	10	10	2.0	45%
O	Total Violations	22	22	4.4	100%

H. Traffic Law Enforcement Total:



I. Citations vs. Warnings Monthly Total:

022

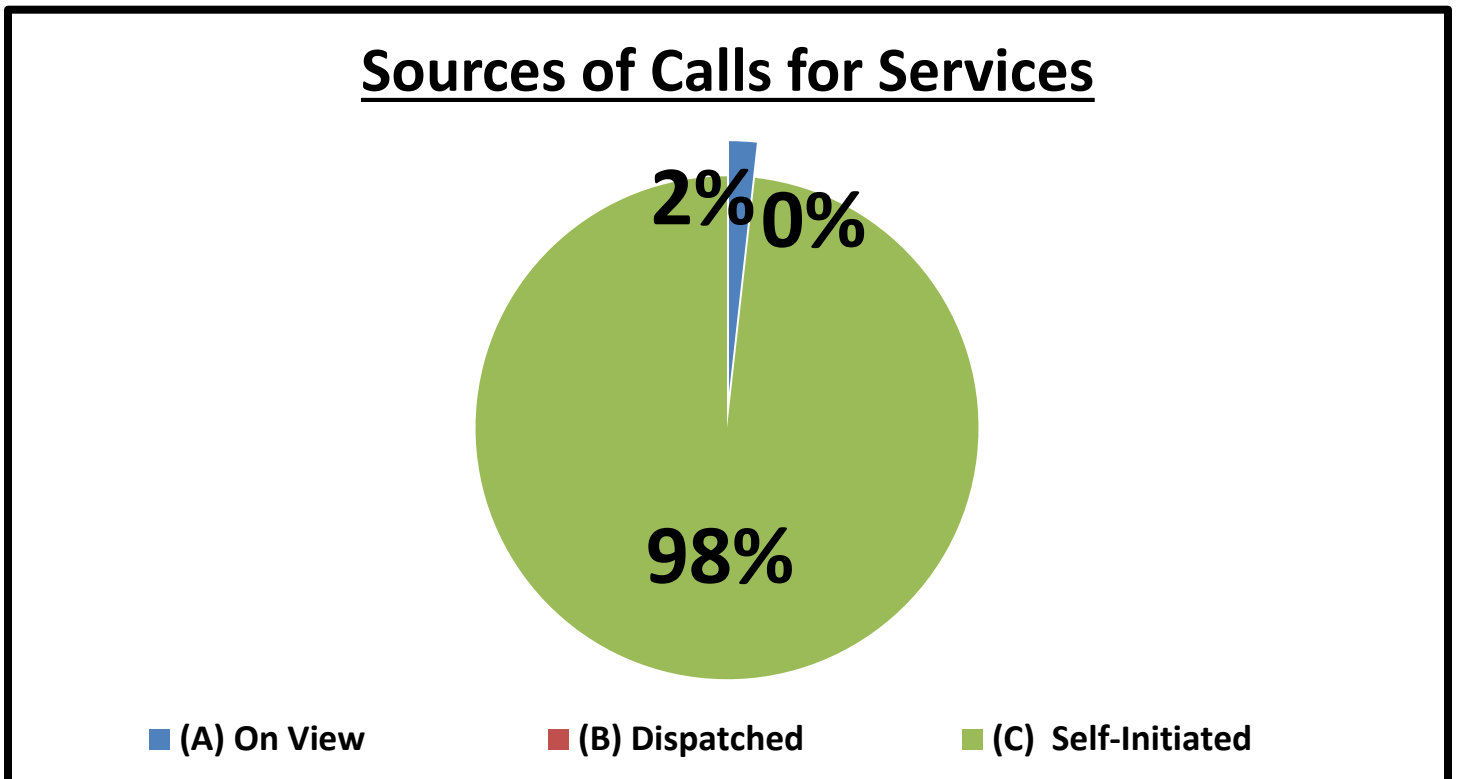
*	Warnings vs. Citations	7H10	TOT	AVER	%
(A)	Written/Verbal Warnings	12	12	2.4	55%
(B)	Citations	10	10	2.0	45%
(C)	Totals	22	22	4.4	100%

J. Sources of Calls for Service Monthly Total:

0282

*	Sources of Calls for Service	7H10	TOT	AVER	%
(A)	On View	5	5	1.0	2%
(B)	Dispatched	0	0	0.0	0%
(C)	Self-Initiated	277	277	55.4	98%
(D)	Totals	282	282	56.4	100%

J1. Sources of Calls for Service Percentages:



K. Sources of Calls for Service Percentages:

*	Sources of Calls for Service	7H10	TOT	AVER
(A)	On View	2%	2%	0.0
(B)	Dispatched	0%	0%	0.0
(C)	Self-Initiated	98%	98%	0.2
(D)	<i>Totals</i>	100%	100%	0.2

L. Free Reserve Personnel Time Utilized in Contract Monthly Total: 000

*	Free Reserve Personnel Time	7H10
(A)	<i>Totals</i>	0

M. Monthly Productivity Analysis Report (M.P.A.R.) - Executive Summary:

*	MUD 460 Unit	7H10
1	Patrol Activity	284
2	Security Checks	276
3	C.I.T. Interactions	0
4	Offense/Incident Reports	2
*	<i>Total Service Calls</i>	562
5	Criminal Arrests	1
7	Traffic Law Enforcement	10
8	Written & Verbal Warnings	12
*	<i>Enforcement Services Calls</i>	23

N. Mileage Total:

0798

*	Mileage	7H10
(A)	<i>Totals</i>	798

N1. Incident Summaries:

01.	JANUARY 16, 2020	1400 HOURS	WARRANT ARREST			DEPUTY SYKES, L	
	DAYSHIFT:	14000 S WAYSIDE DR	MUD 460	"M"	HC:	1912-00144	
	On Thursday , January 16, 2020, at approximately 1415 hours, while on patrol in the "MUD District 460 contract," I, Deputy L. Sykes initiated a traffic stop and later revealed that my suspect had a warrant out of Pearland PD. The suspect was transferred to Pearland PD and a report was generated. The patrol activity type is "PAT= E".						

02.	JANUARY 20, 2020	1400 HOURS	TRAFFIC STOP-NARCOTICS			DEPUTY SYKES, L	
	DAYSHIFT:	6300 ATLASRIDGE DR	MUD 460	"M"	HC :	1912-00081	
	On Monday, January 20, 2020, at approximately 1430 hours, while on patrol in the "MUD District 460 contract," I, Deputy L. Sykes initiated a traffic stop and later revealed that my suspects possibly had drugs in the car. Evidence was sent out to the M E's office, pending further investigation. A report was generated. The patrol activity type is "PAT=" E						

Please note: 87H10 = Deputy L. Sykes

Sergeant Ashton Johnson-Hall

Sergeant Ashton Johnson-Hall
 Neighborhood Patrol Division, First Line Supervisor
 Harris County Constable's Office of Precinct 713-643-6602