



MAY WALKER, CONSTABLE
PRECINCT SEVEN
HARRIS COUNTY, TEXAS

MAIN OFFICE
5300 Griggs Road
Houston, Texas 77021
PHONE (713) 643-6602
FAX (713) 643-3401

Date: February 13, 2019

From: Sergeant Jon Meek
Neighborhood Patrol Division, First Line Supervisor
Harris County Constable's Office of Precinct "7"

To: Property Owners Association
Board of Directors & Management Company

Subject: January Monthly Productivity Analysis Report
Enclosure: **MPAR – January 2019**
Distribution: Executive Command Staff & Board of Directors & Management Company

The purpose of this "**Monthly Productivity Analysis Report**" (M.P.A.R.) is to provide the executive command staff with the appropriate data to analyze the productivity of assigned personnel and their shifts' activities to allow for the validation of individual and divisional performance evaluations. With regard to the specific contents of the report, there are 18 distinctive component parts of this report. These components are enumerated below:

- | | |
|--|---|
| 01. Patrol Activity Details | 10. Traffic Enforcement Report |
| 02. Patrol Activity Analytical Summary | 11. Trends & Percentages of Traffic |
| 03. Patrol Activity Percentages & Trends | 12. Citation & Warning Issuance Review |
| 04. Security Checks Report | 13. Call for Service Report (<i>C.F.S.</i>) |
| 05. Security Checks Percentages & Trends | 14. Trends & Percentages for <i>C.F.S.</i> |
| 06. Crisis Intervention Disposition Report | 15. Overtime Report (service at no Cost) |
| 07. Offense/Incident Generation Report | 16. Reserve Deputy Use (at no Cost) |
| 08. Criminal Arrest Types Report | 17. Incident Summarization |
| 09. Warrant Execution Report | 18. Hotspot Report Data Review |

A cursory analysis of the statistical data from this report should be demonstrative of the quality of performance of this agency in realizing the contractual obligations and the overall achievement of the goals and objectives of this Agency and the Contract Division.

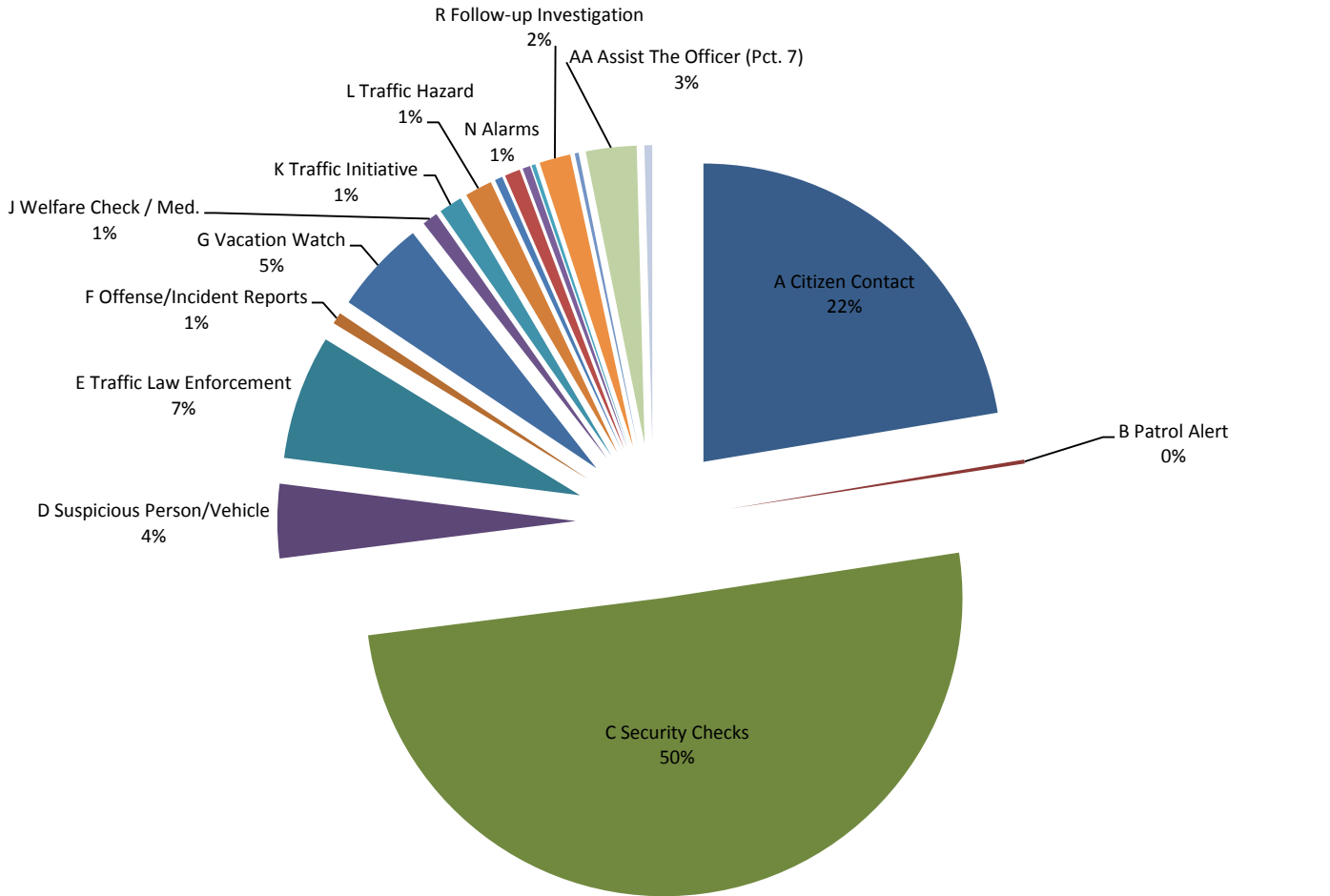
A. Patrol Activity Monthly Total:

0474

*	Patrol Activity Types	7S17	7S26	TOT	AVER	%
A	Citizen Contact	48	58	106	53.0	22%
B	Patrol Alert	0	1	1	0.5	0%
C	Security Checks	63	176	239	119.5	50%
D	Suspicious Person/Vehicle	5	14	19	9.5	4%
E	Traffic Law Enforcement	0	32	32	16.0	7%
F	Offense/Incident Reports	2	1	3	1.5	1%
G	Vacation Watch	3	21	24	12.0	5%
H	Open Door / Window	0	0	0	0.0	0%
I	Assist Contract Citizen	0	0	0	0.0	0%
J	Welfare Check / Med.	4	0	4	2.0	1%
K	Traffic Initiative	0	6	6	3.0	1%
L	Traffic Hazard	1	6	7	3.5	1%
M	Animal Humane	1	1	2	1.0	0%
N	Alarms	4	0	4	2.0	1%
O	Mental Cases (171)	0	0	0	0.0	0%
P	Disturbance	2	0	2	1.0	0%
Q	Criminal Investigation	1	0	1	0.5	0%
R	Follow-up Investigation	5	3	8	4.0	2%
S	Criminal Mischief	0	1	1	0.5	0%
T	Burglary Residence/Vehicle	0	0	0	0.0	0%
U	Theft / Theft of Business	0	0	0	0.0	0%
V	Citizen Assaulted	0	0	0	0.0	0%
W	Robbery of an Individual	0	0	0	0.0	0%
X	Trespass Warning	0	0	0	0.0	0%
Y	Major/Minor Crash	0	0	0	0.0	0%
Z	Child Custody Disputes	0	0	0	0.0	0%
AA	Assist The Officer (Pct. 7)	11	2	13	6.5	3%
BB	Runaway Missing Persons	0	0	0	0.0	0%
CC	Assisted LEA	0	0	0	0.0	0%
DD	Solicitors	0	0	0	0.0	0%
EE	Meeting/Event/Ct.	1	1	2	1.0	0%
*	MONTH TOTALS	151	323	474	237.0	100%

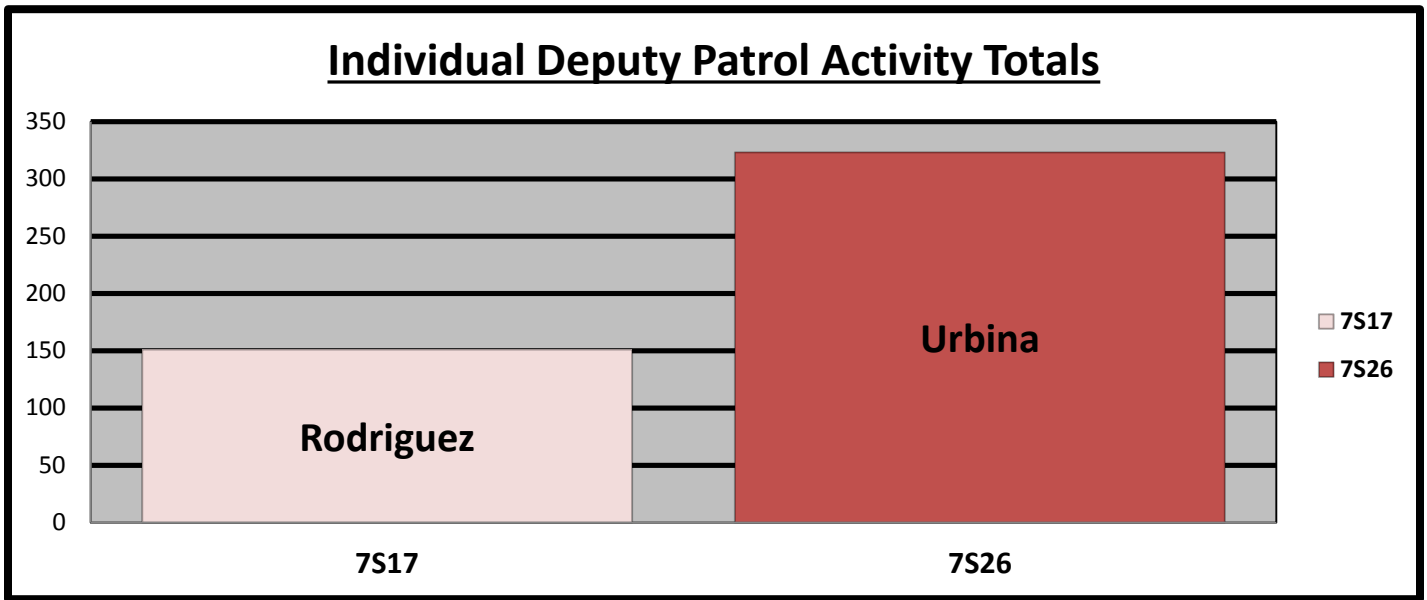
A1. Patrol Activity Percentage:

Percentage of Patrol Activity



- | | | | |
|-------------------------------|------------------------------|----------------------------------|--------------------------------|
| ■ A Citizen Contact | ■ B Patrol Alert | ■ C Security Checks | ■ D Suspicious Person/Vehicle |
| ■ E Traffic Law Enforcement | ■ F Offense/Incident Reports | ■ G Vacation Watch | ■ H Open Door / Window |
| ■ I Assist Contract Citizen | ■ J Welfare Check / Med. | ■ K Traffic Initiative | ■ L Traffic Hazard |
| ■ M Animal Humane | ■ N Alarms | ■ O Mental Cases (171) | ■ P Disturbance |
| ■ Q Criminal Investigation | ■ R Follow-up Investigation | ■ S Criminal Mischief | ■ T Burglary Residence/Vehicle |
| ■ U Theft / Theft of Business | ■ V Citizen Assaulted | ■ W Robbery of an Individual | ■ X Trespass Warning |
| ■ Y Major/Minor Crash | ■ Z Child Custody Disputes | ■ AA Assist The Officer (Pct. 7) | ■ BB Runaway Missing Persons |
| ■ CC Assisted LEA | ■ DD Solicitors | ■ EE Meeting/Event/Ct. | |

B. Patrol Activity by Braeburn Valley West Personnel:

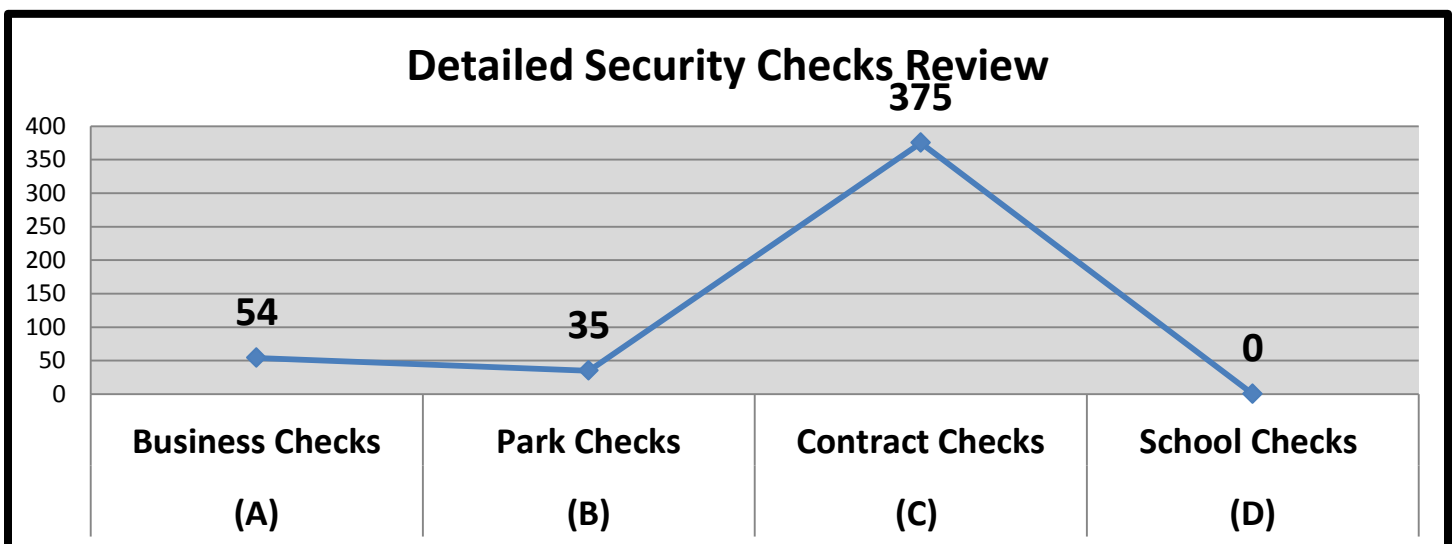


C. Security Checks Monthly Total:

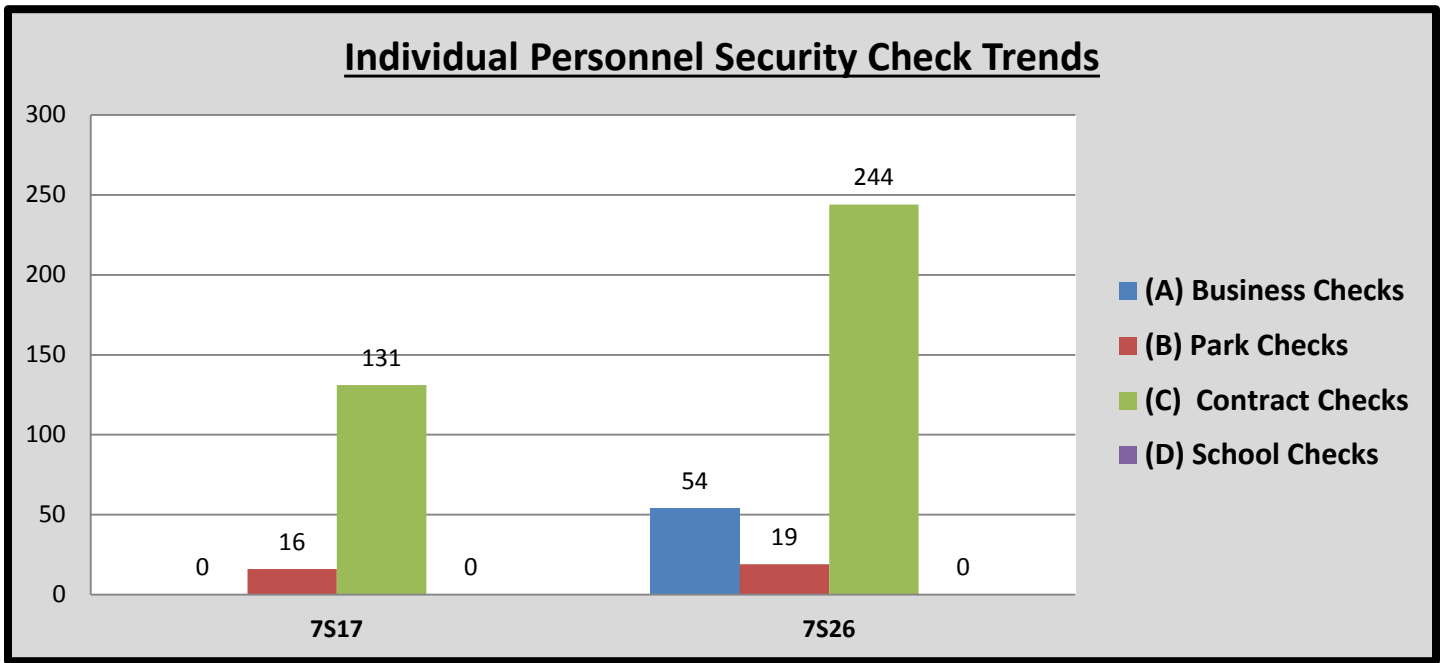
0464

*	Security Checks	7S17	7S26	TOT	AVER	%
(A)	Business Checks	0	54	54	27.0	12%
(B)	Park Checks	16	19	35	17.5	8%
(C)	Contract Checks	131	244	375	187.5	81%
(D)	Plaza Checks	0	0	0	0.0	0%
(E)	<i>Totals</i>	147	317	464	232.0	100%

D. Detailed Security Checks Monthly:



E. Individual Personnel Security Check Trends:



F. CIT/MHO Dispositions Monthly Total:

000

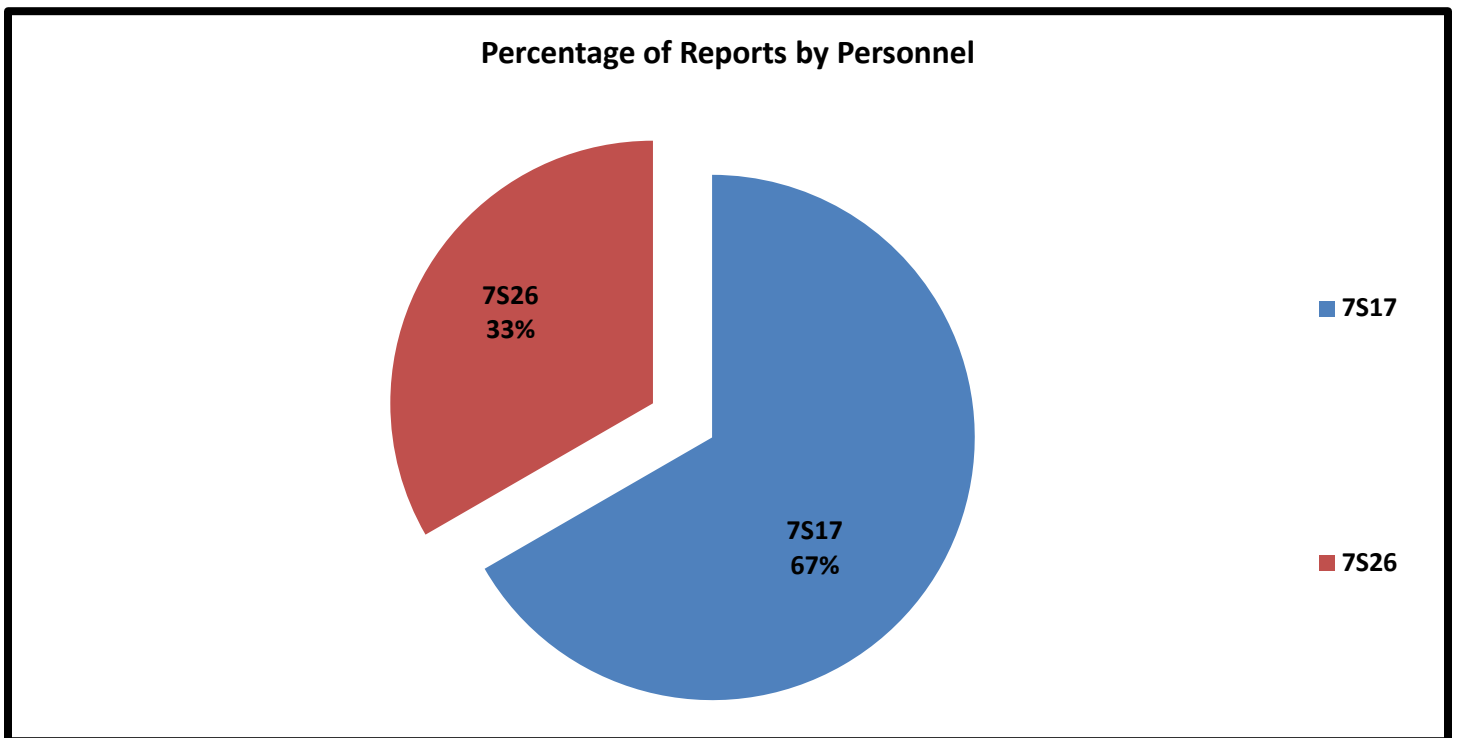
*	<i>C.I.T. Dispositions</i>	7S17	7S26	TOT	AVER	%
(A)	CIT/MHO Outside Referral	0	0	0	0.0	#DIV/0!
(B)	CIT/MHO Transport	0	0	0	0.0	#DIV/0!
(C)	CIT/MHO CIT Contact	0	0	0	0.0	#DIV/0!
(D)	CIT/MHO Arrest	0	0	0	0.0	#DIV/0!
(E)	<i>Totals</i>	0	0	0	0.0	#DIV/0!

G. Offense/Incident Reports Monthly Total:

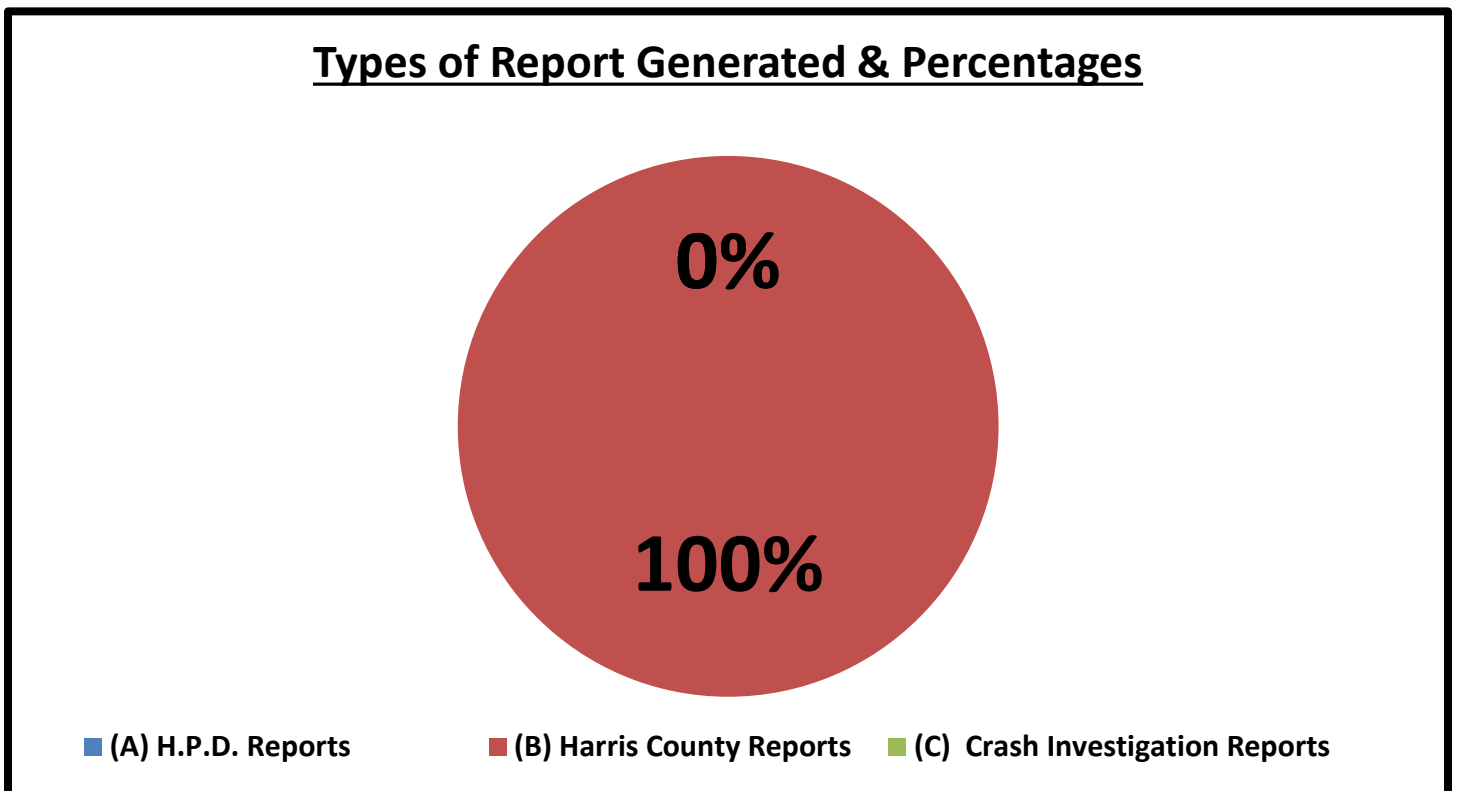
003

*	<i>Offense/Incident Reports</i>	7S17	7S26	TOT	AVER	%
(A)	H.P.D. Reports	0	0	0	0.0	0%
(B)	Harris County Reports	2	1	3	1.5	100%
(C)	Crash Investigation Reports	0	0	0	0.0	0%
(D)	<i>Totals</i>	2	1	3	1.5	100%

H. Report Generation Percentages:



I. Percentages:

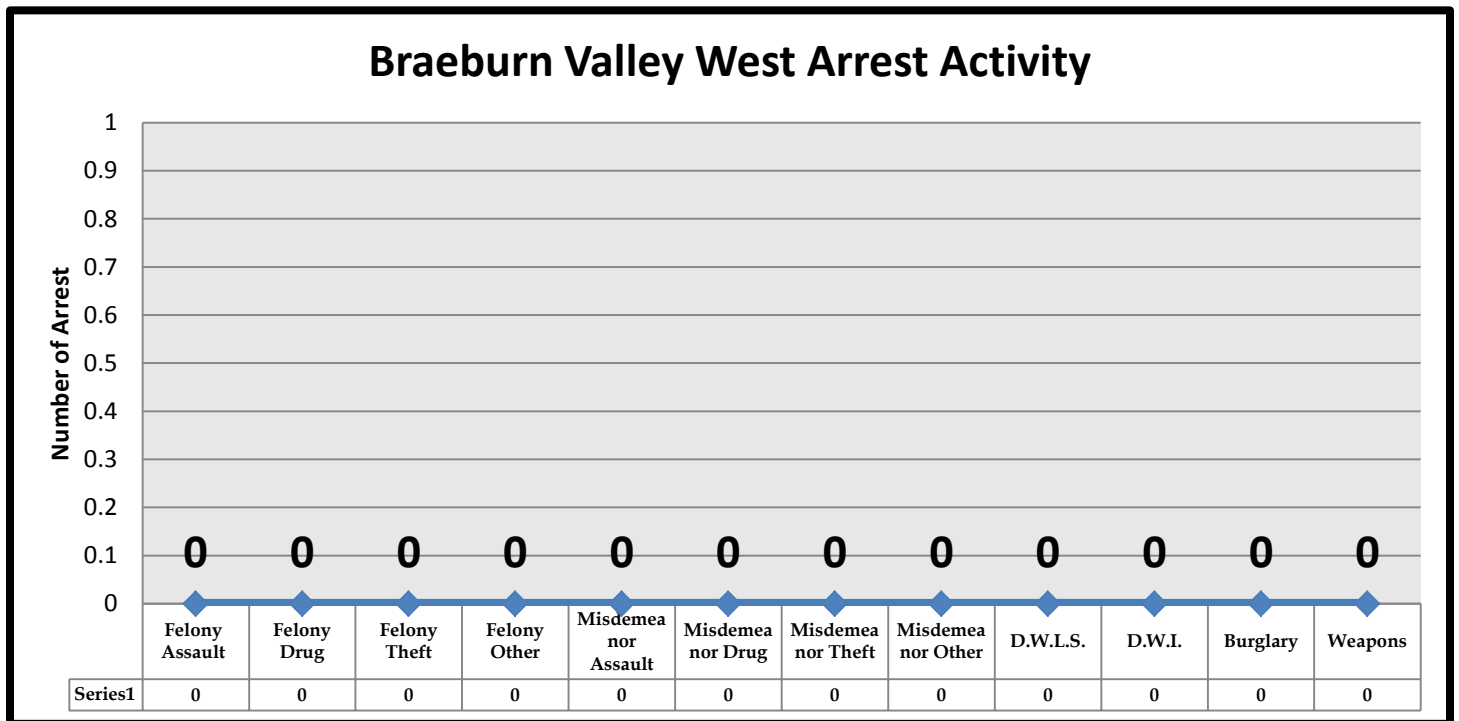


J. Types of Criminal Arrests Monthly Total:

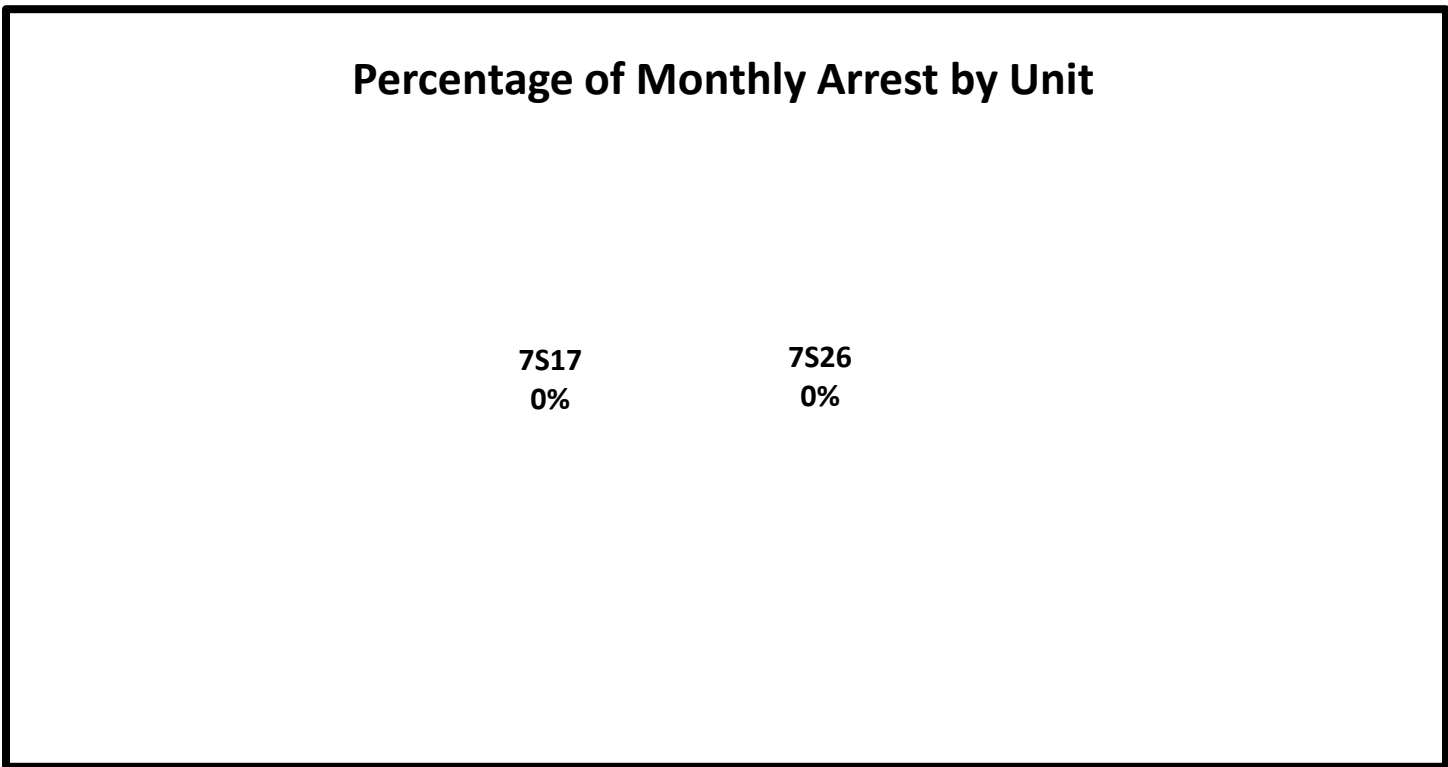
000

*	Types of Criminal Arrests	7S17	7S26	TOT	AVER	%
A	Felony Assault	0	0	0	0.0	#DIV/0!
B	Felony Drug	0	0	0	0.0	#DIV/0!
C	Felony Theft	0	0	0	0.0	#DIV/0!
D	Felony Other	0	0	0	0.0	#DIV/0!
E	Misdemeanor Assault	0	0	0	0.0	#DIV/0!
F	Misdemeanor Drug	0	0	0	0.0	#DIV/0!
G	Misdemeanor Theft	0	0	0	0.0	#DIV/0!
H	Misdemeanor Other	0	0	0	0.0	#DIV/0!
I	D.W.L.S.	0	0	0	0.0	#DIV/0!
J	D.W.I.	0	0	0	0.0	#DIV/0!
K	Burglary	0	0	0	0.0	#DIV/0!
L	Weapons	0	0	0	0.0	#DIV/0!
M	<i>Totals</i>	0	0	0	0.0	#DIV/0!

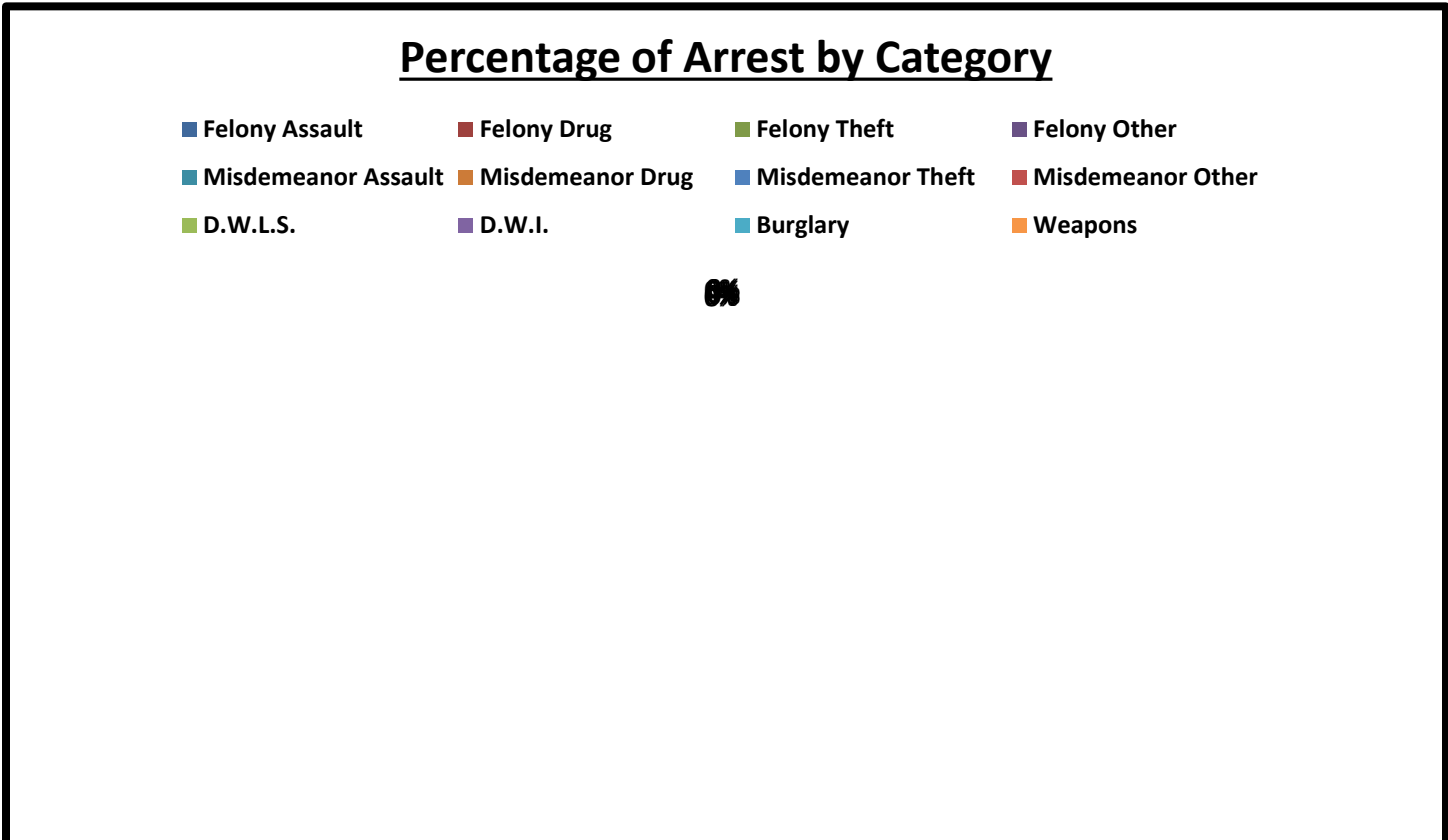
K. Types of Criminal Arrests Monthly Total:



L. Types of Criminal Arrests Monthly Total:



M. Types of Criminal Arrests Monthly Total:



N. Executed Warrant Monthly Total:

000

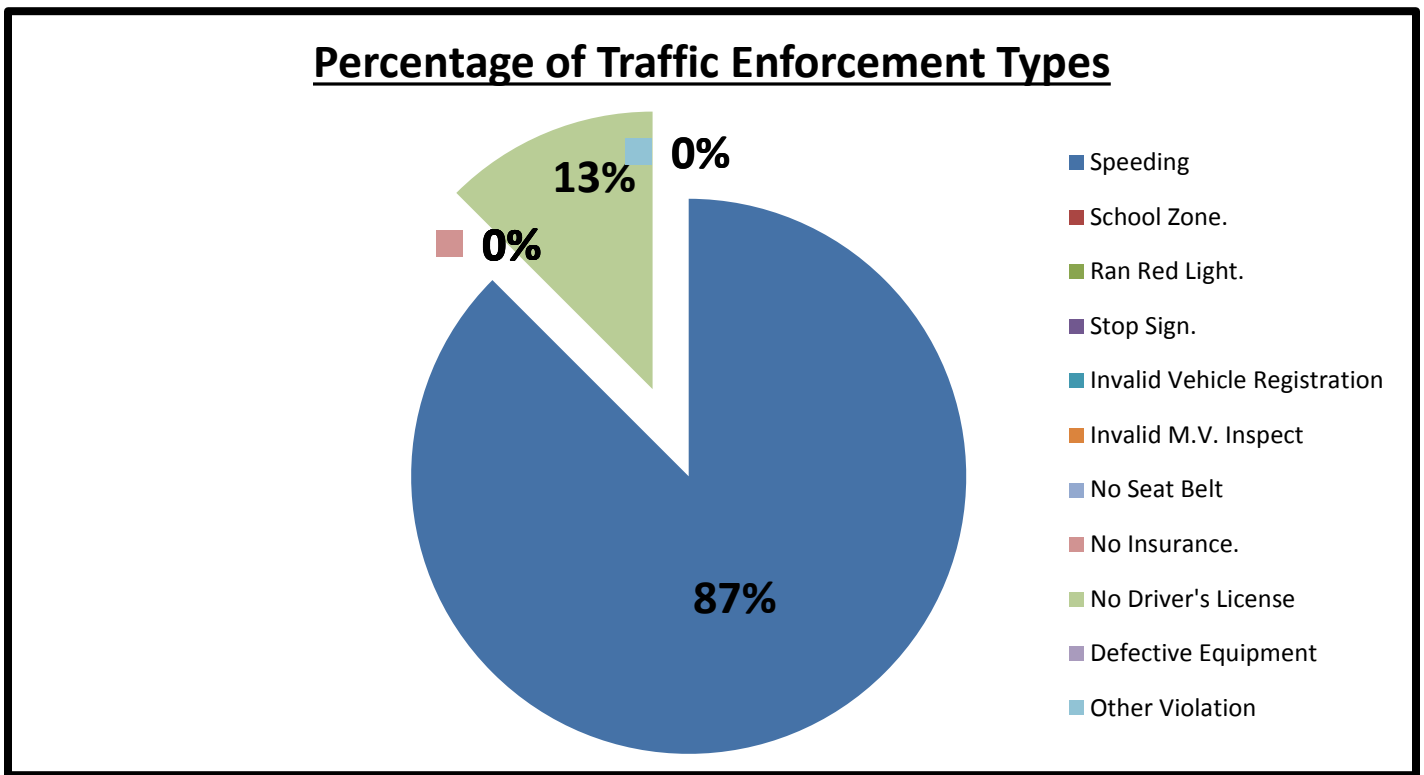
*	<i>Executed Warrants</i>	7S17	7S26	TOT	AVER	%
(A)	Felony Warrants	0	0	0	0.0	#DIV/0!
(B)	Misdemeanor Warrants	0	0	0	0.0	#DIV/0!
(C)	<i>Totals</i>	0	0	0	0.0	#DIV/0!

O. Traffic Law Enforcement Total:

024

*	<i>Traffic Enforcement</i>	7S17	7S26	TOT	AVER	%
A	Speeding	0	7	7	3.5	88%
B	School Zone.	0	0	0	0.0	0%
C	Ran Red Light.	0	0	0	0.0	0%
D	Stop Sign.	0	0	0	0.0	0%
E	Invalid Vehicle Registration	0	0	0	0.0	0%
F	Invalid M.V. Inspect	0	0	0	0.0	0%
G	No Seat Belt	0	0	0	0.0	0%
H	No Insurance.	0	0	0	0.0	0%
I	No Driver's License	0	1	1	0.5	13%
J	Defective Equipment	0	0	0	0.0	0%
K	Other Violation	0	0	0	0.0	0%
L	Written Warnings	0	0	0	0.0	0%
M	Verbal Warning	0	16	16	8.0	100%
N	Citation	0	8	8	4.0	33%
O	Total Violations	0	24	24	12.0	100%

P. Traffic Law Enforcement Total:



Q. Citations vs. Warnings Monthly Total:

024

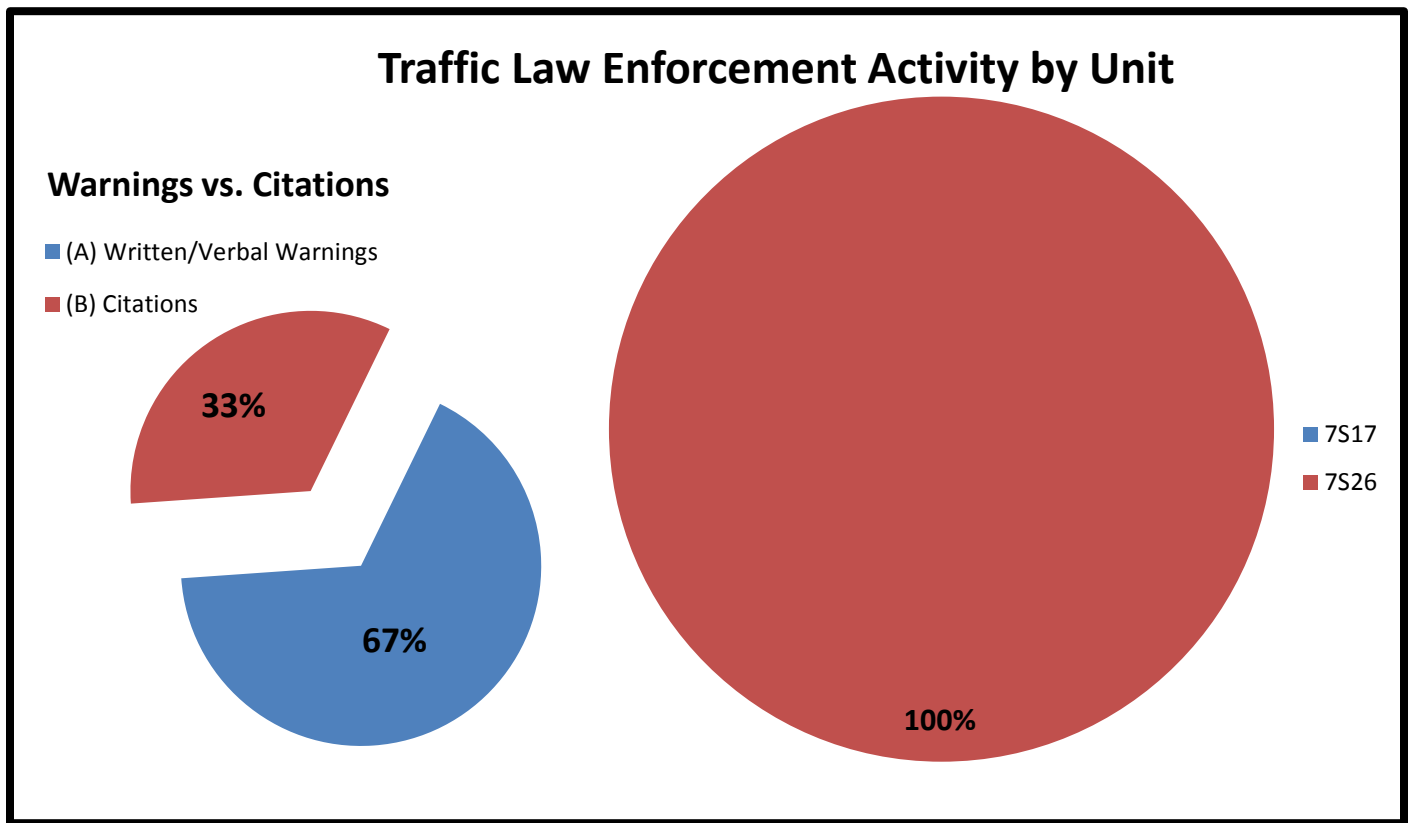
*	<i>Warnings vs. Citations</i>	7S17	7S26	TOT	AVER	%
(A)	Written/Verbal Warnings	0	16	16	8.0	67%
(B)	Citations	0	8	8	4.0	33%
(C)	<i>Totals</i>	0	24	24	12.0	100%

R. Sources of Calls for Service Monthly Total:

471

*	<i>Sources of Calls for Service</i>	7S17	7S26	TOT	AVER	%
(A)	On View	0	1	1	0.5	0%
(B)	Dispatched	14	7	21	10.5	4%
(C)	Self-Initiated	135	314	449	224.5	95%
(D)	<i>Totals</i>	149	322	471	235.5	100%

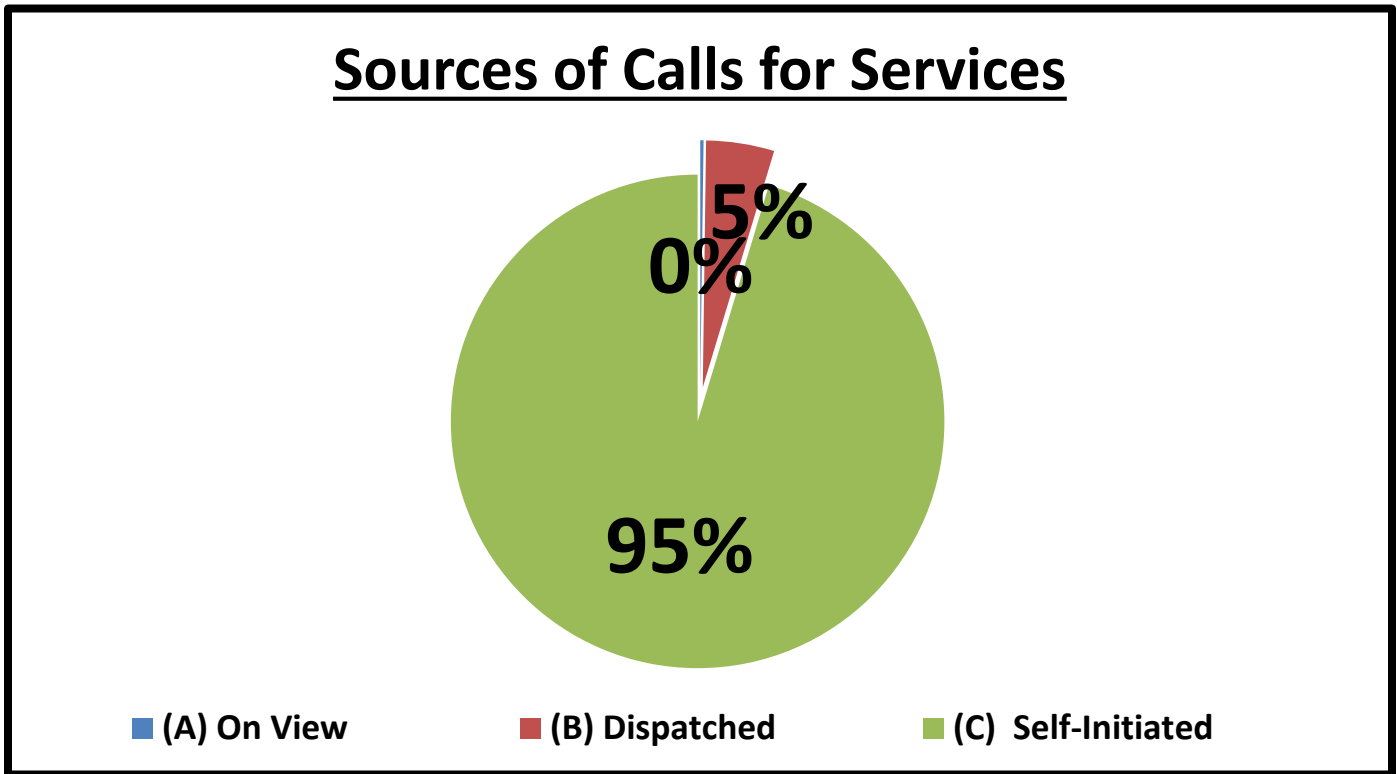
S. Traffic Law Enforcement Activity by Percentages:



T. Sources of Calls for Service Percentages:

*	Sources of Calls for Service	7S17	7S26	TOT	AVER	%
(A)	On View	0%	0%	0%	0%	0%
(B)	Dispatched	9%	2%	4%	9%	2%
(C)	Self-Initiated	91%	98%	95%	91%	98%
(D)	Totals	100%	100%	100%	100%	100%

U. Sources of Calls for Service Percentages:



V. Free Reserve Personnel Time Utilized in Contract Monthly Total: 000

*	<i>Free Reserve Personnel Time</i>	7S17	7S26		TOT	AVER	%
(A)	<i>Totals</i>	0	0		0	0.0	#DIV/0!

W. Monthly Productivity Analysis Report (M.P.A.R.) - Executive Summary:

*	Unit	7S17	7S26		TOT	AVER
1	Patrol Activity	151	323		474	237.0
2	Security Checks	147	317		464	232.0
3	C.I.T. Interactions	0	0		0	0.0
4	Offense/Incident Reports	2	1		3	1.5
*	<i>Total Service Calls</i>	300	641		941	470.5
1	Criminal Arrests	0	0		0	0.0
2	Citations Issued	0	8		8	4.0
3	Written & Verbal Warnings	0	16		16	8.0
*	<i>Enforcement Service Calls</i>	0	24		24	12.0
*	Total Hours	160	160		320	160.0
1	Sick Time Used	0	8		8	4.0
2	Vacation Time Used	0			0	0.0
3	Training Time Used	0	0		0	0.0
4	Compensatory Time Used	0	0		0	0.0
*	<i>Hours Actually Worked</i>	160	#####		#####	#####
*	<i>Unit Productivity Ratio</i>	1.9	#####		#####	#####

X. Mileage Total:

1979

*	Mileage	7S17	7S26		TOT	AVER	%
(A)	Totals	1110	869		1979	989.5	418%

Y. Patrol Alert Submission Report:

*	Received				Subject
00x	Date	Time	Code	Location	
A.					

Z. Incident Summaries:

01.	JANUARY 03, 2019	1100 HOURS	WARRANT ARREST			DEPUTY M. RODRIGUEZ	
	DAYSHIFT:	12600 HEMPSTEAD	BBVW	"M"	HC:	1811-00098	
<p>On January 03, 2019, a Thursday, at approximately 1100 hours, while on patrol in the "Braeburn Valley West Contract" Deputy M. Rodriguez was performing routine patrol and law enforcement services when I, (Deputy M. Rodriguez) Went to the above location in reference to a Warrant Service linked to a Burglary of Habitation Suspect, which occurred in BVW in November of 2018. Deputies made contact at the address and located our Suspect who was placed into custody without further incident. Deputy Rodriguez then transported and booked the suspect into the Harris County Juvenile processing center. The patrol activity type is "PAT=R".</p>							

02.	JANUARY 22,2019	0700 HOURS	WARRANT ARREST			DEPUTY M. RODRIGUEZ	
	DAYSHIFT:	9300 WILLOW MEADOW	BBVW	"M"	HC:	1901-00138	
<p>On January 22, 2019, a Tuesday, at approximately 0700 hours, while on patrol in the "Braeburn Valley West Contract" Deputy M. Rodriguez was performing routine patrol and law enforcement services when I, (Deputy M. Rodriguez) and other HCCO7 Deputies Went to the above location in reference to a Warrant Service in collaboration with the Gulf Coast Violent Offenders Task Force. Deputies made contact at the address and located our Suspect who was placed into custody without further incident. Deputy Rodriguez then transported and booked the suspect into the Harris County Jail. The patrol activity type is "PAT=R".</p>							

03.	JANUARY 30, 2019	1800 HOURS	CRIMINAL MISCHIEF			DEPUTY O. URBINA	
	EVENINGSHIFT:	9207 KRISTIN DRIVE	BBVW	"M"	HC:	1901-00184	
<p>On January 30, 2019, a Wednesday, at approximately 1838 hours, while on patrol in the "Braeburn Valley Contract", I Deputy O. Urbina was performing routine patrol and law enforcement services when I (Deputy O. Urbina) got dispatched to a Criminal Mischief. Upon making contact with the driver deputy discovered the driver side window shattered. Deputy gathered all pertinent information needed to make a report. Report Generated. The patrol activity type is "PAT=S".</p>							

Sergeant Jon Meek

Sergeant Jon Meek
 Neighborhood Patrol Division, First Line Supervisor
 Harris County Constable's Office of Precinct 713-643-6602